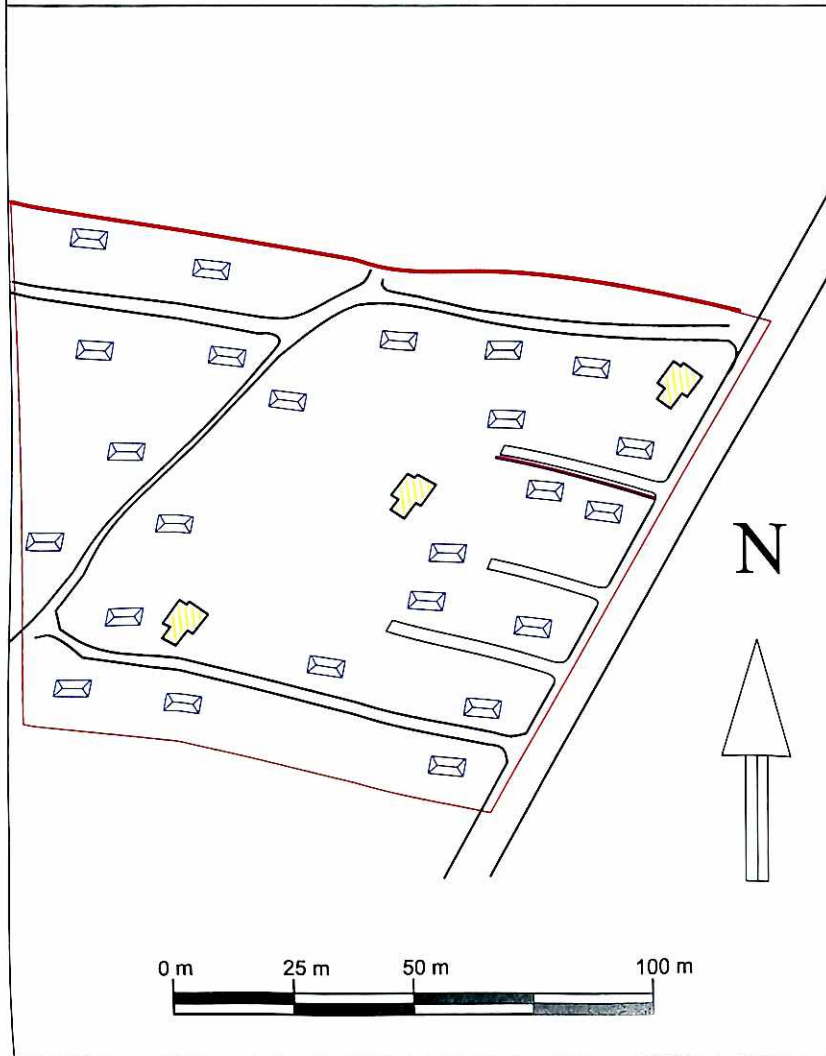


# COOCH BEHAR MUNICIPALITY

## SHYAMAPRASAD PALLY SLUM NO. 03, WARD NO. 01 AREA:- 9928 SQM.



### INFORMATION TABLE

AREA OF SLUM : 9928 SQM.

POPULATION : 157

CLIENT : COOCH BEHAR MUNICIPALITY

### LEGEND

| ITEMS          | EXISTING<br>KUTCHA /<br>SEMI PUCCA | QTY     | PROPOSED<br>FOR 2018-19 |        |
|----------------|------------------------------------|---------|-------------------------|--------|
|                |                                    |         | PUCCA                   | QTY    |
| DWELLING HOUSE |                                    | 27 NOS. |                         | 3 NOS. |
| CONCRETE ROAD  |                                    |         |                         |        |
| CONCRETE DRAIN |                                    |         |                         | 50 M   |
| SLUM BOUNDARY  |                                    |         |                         |        |

*Saha.*

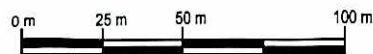
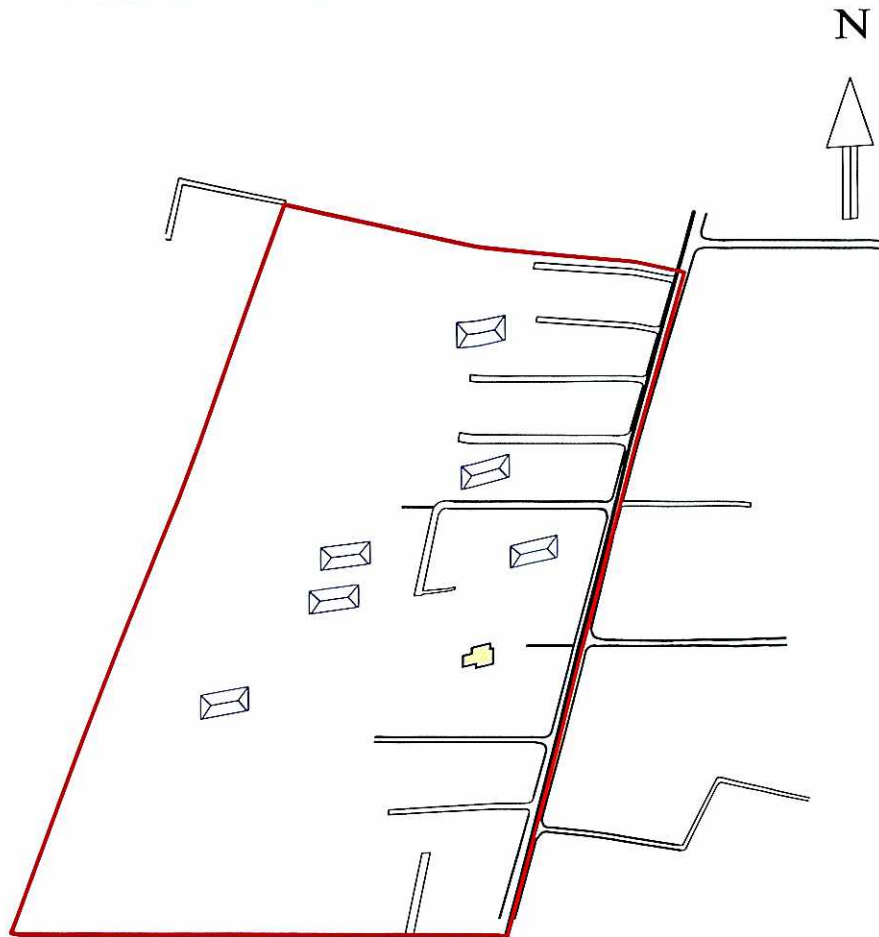
Sub-Assistant Engineer  
Cooch Behar Municipality  
Cooch Behar

*AB*

Chairman  
Cooch Behar Municipality  
Cooch Behar

# COOCH BEHAR MUNICIPALITY

## SIB JAGYA ROAD BYE LANE SLUM NO. 04, WARD NO. 02 AREA:- 9378 SQM.



*Saha.*  
Sub-Assistant Engineer  
Cooch Behar Municipality  
Cooch Behar

*[Signature]*  
Chairman  
Cooch Behar Municipality  
Cooch Behar

### INFORMATION TABLE

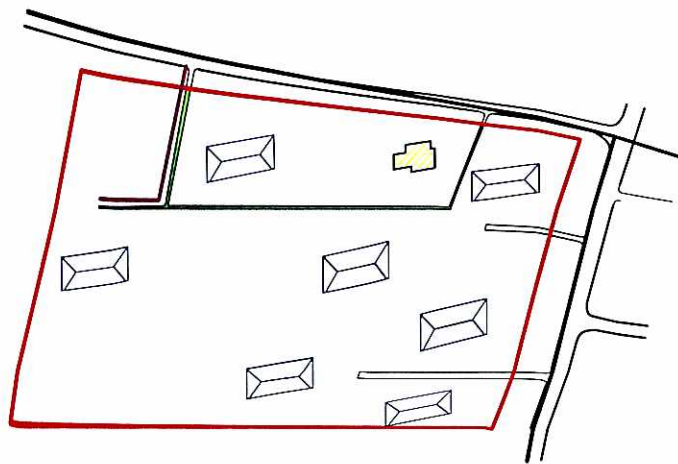
|                                   |
|-----------------------------------|
| AREA OF SLUM : 9378 SQM.          |
| POPULATION : 79                   |
| CLIENT : COOCH BEHAR MUNICIPALITY |

### LEGEND

| ITEMS          | EXISTING<br>KUTCHA /<br>SEMI PUCCA | QTY    | PROPOSED<br>FOR 2015-16 |       |
|----------------|------------------------------------|--------|-------------------------|-------|
|                |                                    |        | PUCCA                   |       |
| DWELLING HOUSE |                                    | 7 NOS. |                         | 1 NO. |
| CONCRETE ROAD  |                                    |        |                         |       |
| CONCRETE DRAIN |                                    |        |                         |       |
| SLUM BOUNDARY  |                                    |        |                         |       |

# COOCH BEHAR MUNICIPALITY

## APC ROAD BYE LANE SLUM NO. 05, WARD NO. 02 AREA:- 5839 SQM.



*Saha*  
Sub-Assistant Engineer  
Cooch Behar Municipality  
Cooch Behar

*MJB*  
Chairman  
Cooch Behar Municipality  
Cooch Behar

### INFORMATION TABLE

|                                   |
|-----------------------------------|
| AREA OF SLUM : 5839 SQM.          |
| POPULATION : 64                   |
| CLIENT : COOCH BEHAR MUNICIPALITY |

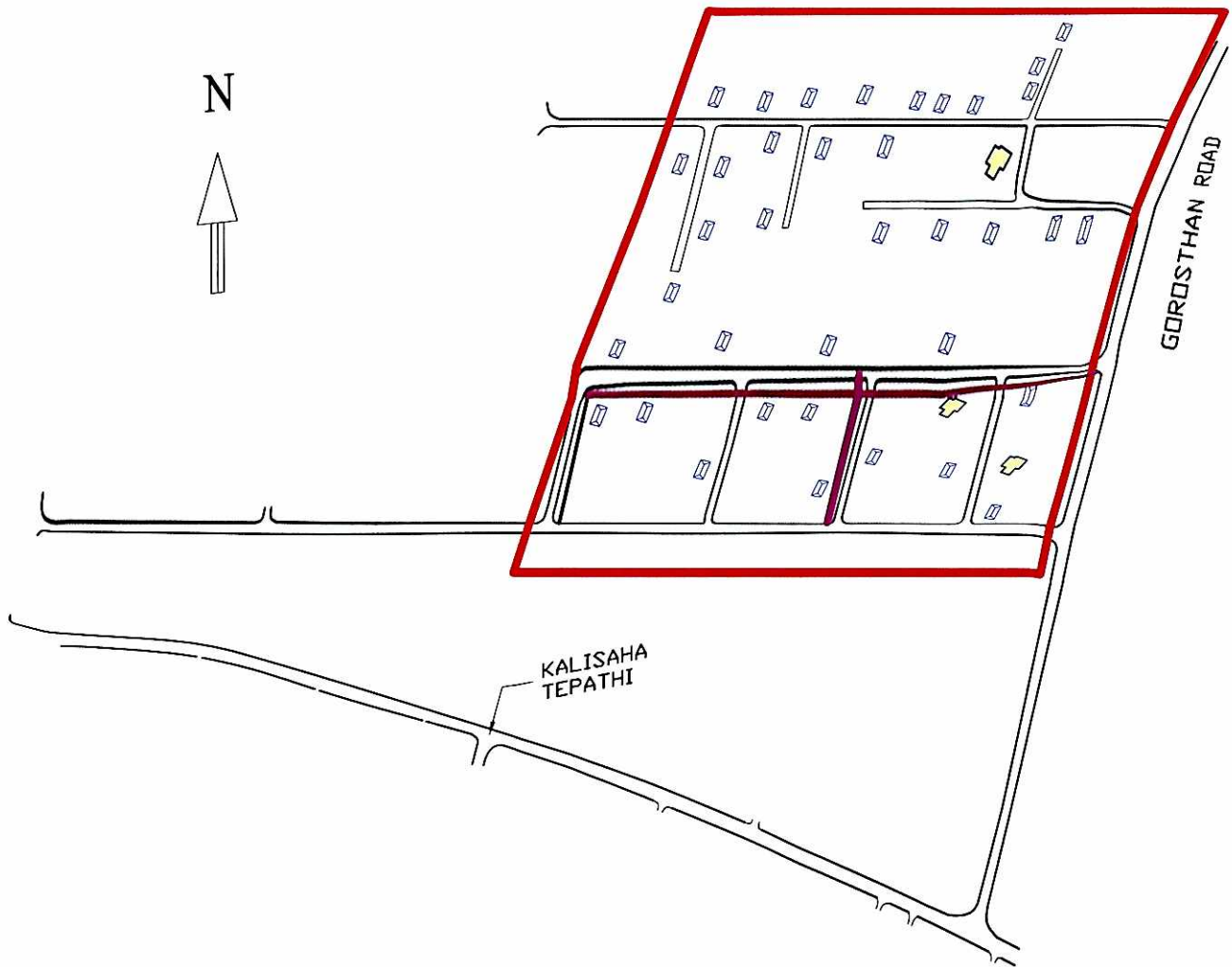
### LEGEND

| ITEMS          | EXISTING<br>KUTCHA /<br>SEMI PUCCA | QTY    | PROPOSED<br>FOR 2015-16 |         |
|----------------|------------------------------------|--------|-------------------------|---------|
|                |                                    |        | PUCCA                   |         |
| DWELLING HOUSE |                                    | 8 NOS. |                         | 1 NO.   |
| CONCRETE ROAD  |                                    |        |                         | 220 SQM |
| CONCRETE DRAIN |                                    |        |                         | 40 M    |
| SLUM BOUNDARY  |                                    |        |                         |         |



**COOCH BEHAR MUNICIPALITY**

**DHAKESWARI COLONY  
SLUM NO. 06, WARD NO. 03  
AREA:- 23880 SQM.**



*Ssaha*  
Sub-Assistant Engineer  
Cooch Behar Municipality  
Cooch Behar

*[Signature]*  
Chairman  
Cooch Behar Municipality  
Cooch Behar

**INFORMATION TABLE**

|                                   |
|-----------------------------------|
| AREA OF SLUM : 23880 SQM.         |
| POPULATION : 483                  |
| CLIENT : COOCH BEHAR MUNICIPALITY |

**LEGEND**

| ITEMS          | EXISTING KUTCHA / SEMI PUCCA | QTY     | PROPOSED FOR 2018-19 |        |
|----------------|------------------------------|---------|----------------------|--------|
|                |                              |         | PUCCA                |        |
| DWELLING HOUSE |                              | 40 NOS. |                      | 3 NOS. |
| CONCRETE ROAD  |                              |         |                      |        |
| CONCRETE DRAIN |                              |         |                      | 240 M  |
| SLUM BOUNDARY  |                              |         |                      |        |



# COOCH BEHAR MUNICIPALITY

## KALABAGAN NETAJI COLONY SLUM NO. 07, WARD NO. 03

AREA:- 18380 SQM.



*Saha*  
Sub-Assistant Engineer  
Cooch Behar Municipality  
Cooch Behar

*[Signature]*  
Chairman  
Cooch Behar Municipality  
Cooch Behar

### INFORMATION TABLE

AREA OF SLUM : 18380 SQM.

POPULATION : 488

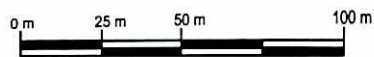
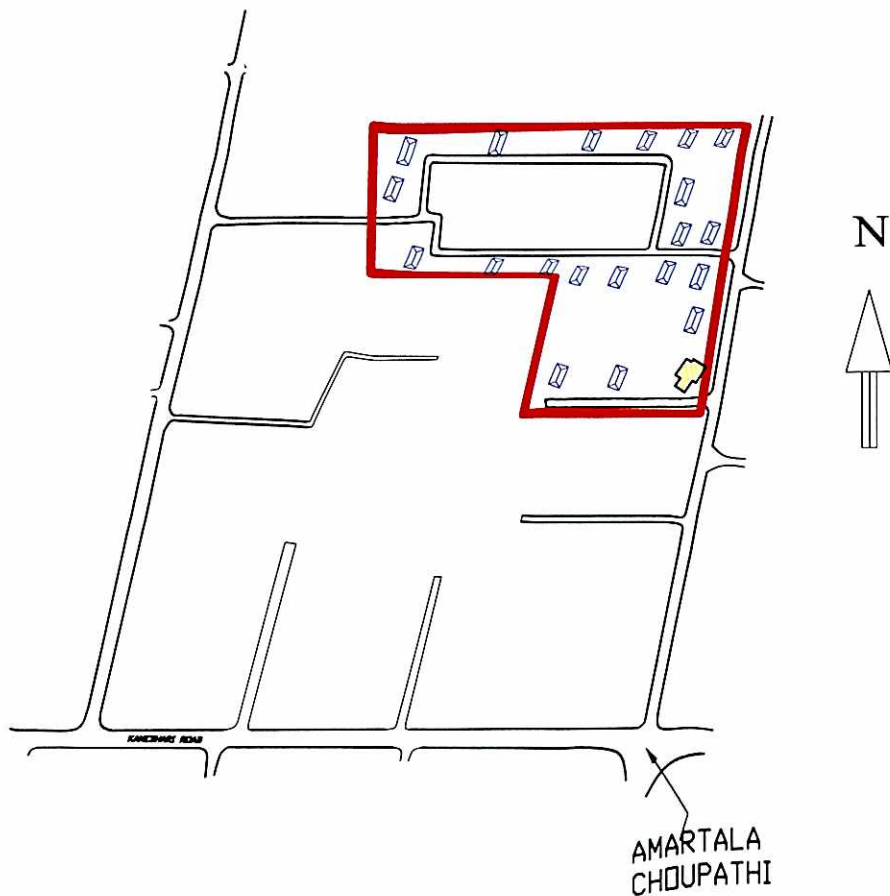
CLIENT : COOCH BEHAR MUNICIPALITY

### LEGEND

| ITEMS          | EXISTING<br>KUTCHA /<br>SEMI PUCCA | QTY     | PROPOSED<br>FOR 2018-19 |        |
|----------------|------------------------------------|---------|-------------------------|--------|
|                |                                    |         | PUCCA                   |        |
| DWELLING HOUSE | ☐                                  | 65 NOS. | ☐                       | 7 NOS. |
| CONCRETE ROAD  |                                    |         | —                       | 50 SQM |
| CONCRETE DRAIN |                                    |         | —                       | 40 M   |
| SLUM BOUNDARY  |                                    |         | —                       |        |

# COOCH BEHAR MUNICIPALITY

## ASUTOSH COLONY-I SLUM NO. 08, WARD NO. 03 AREA:- 7195 SQM.



*Saha*  
Sub-Assistant Engineer  
Cooch Behar Municipality  
Cooch Behar

*[Signature]*  
Chairman  
Cooch Behar Municipality  
Cooch Behar

### INFORMATION TABLE

AREA OF SLUM : 7195 SQM.

POPULATION : 218

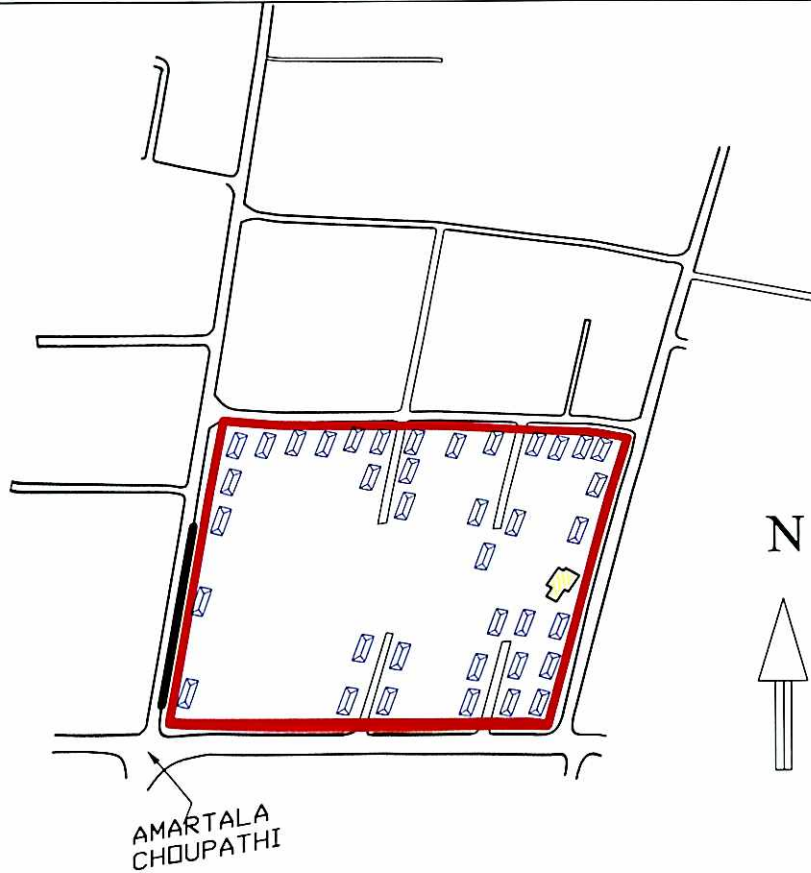
CLIENT : COOCH BEHAR MUNICIPALITY

### LEGEND

| ITEMS          | EXISTING<br>KUTCHA /<br>SEMI PUCCA | QTY     | PROPOSED<br>FOR 2018-19 |       |
|----------------|------------------------------------|---------|-------------------------|-------|
|                |                                    |         | PUCCA                   |       |
| DWELLING HOUSE | ☐                                  | 21 NOS. | ☐                       | 1 NO. |
| CONCRETE ROAD  |                                    |         | —                       |       |
| CONCRETE DRAIN |                                    |         | —                       |       |
| SLUM BOUNDARY  |                                    |         | —                       |       |

# COOCH BEHAR MUNICIPALITY

## ASUTOSH COLONY-II SLUM NO. 09, WARD NO. 03 AREA:- 18320 SQM.



*Saha*  
Sub-Assistant Engineer  
Cooch Behar Municipality  
Cooch Behar

*[Signature]*  
Chairman  
Cooch Behar Municipality  
Cooch Behar

### INFORMATION TABLE

AREA OF SLUM : 18320 SQM.

POPULATION : 256

CLIENT : COOCH BEHAR MUNICIPALITY

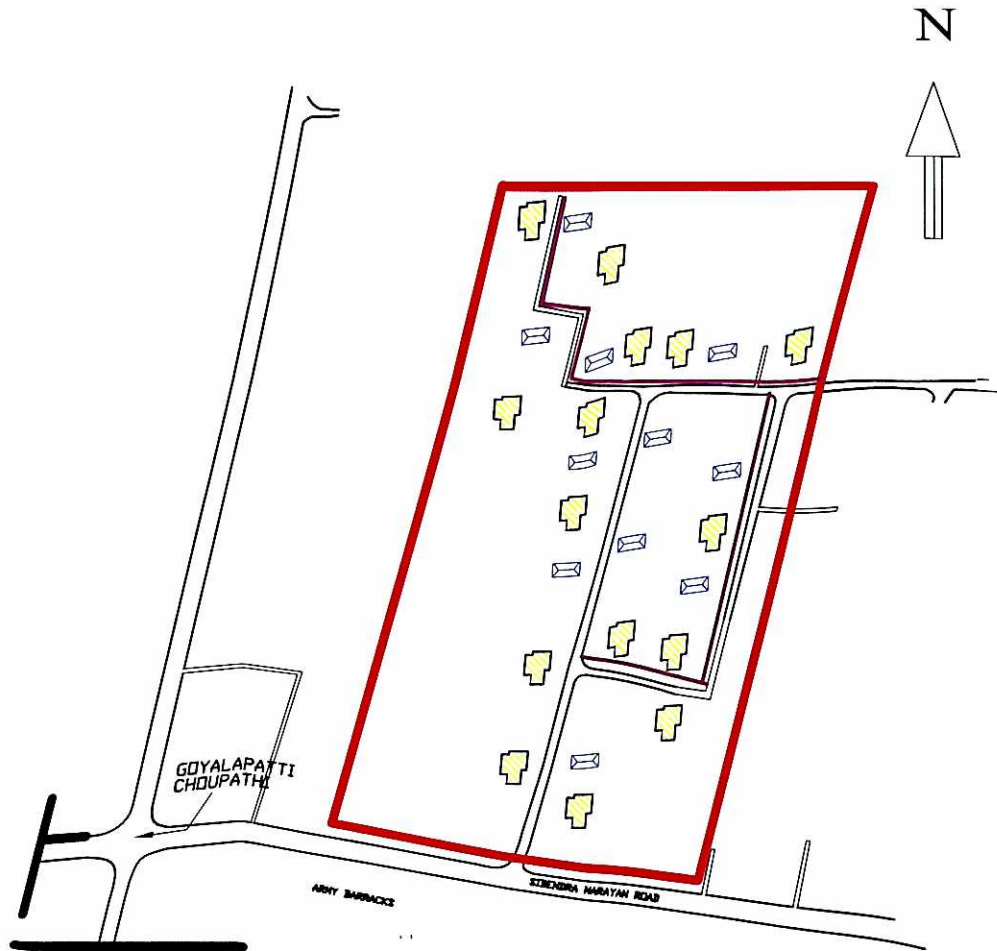
### LEGEND

| ITEMS          | EXISTING<br>KUTCHA /<br>SEMI PUCCA | QTY     | PROPOSED<br>FOR 2018-19 |       |
|----------------|------------------------------------|---------|-------------------------|-------|
|                |                                    |         | PUCCA                   |       |
| DWELLING HOUSE | ☐                                  | 39 NOS. | +                       | 1 NO. |
| CONCRETE ROAD  |                                    |         | —                       |       |
| CONCRETE DRAIN |                                    |         | —                       |       |
| SLUM BOUNDARY  |                                    |         | —                       |       |



# COOCH BEHAR MUNICIPALITY

## S. N. ROAD BYE LANE SLUM NO. 10, WARD NO. 04 AREA:- 20260 SQM.



*Saha.*  
Sub-Assistant Engineer  
Cooch Behar Municipality  
Cooch Behar

*[Signature]*  
Chairman  
Cooch Behar Municipality  
Cooch Behar

### INFORMATION TABLE

|                                   |
|-----------------------------------|
| AREA OF SLUM : 19090 SQM.         |
| POPULATION : 716                  |
| CLIENT : COOCH BEHAR MUNICIPALITY |

### LEGEND

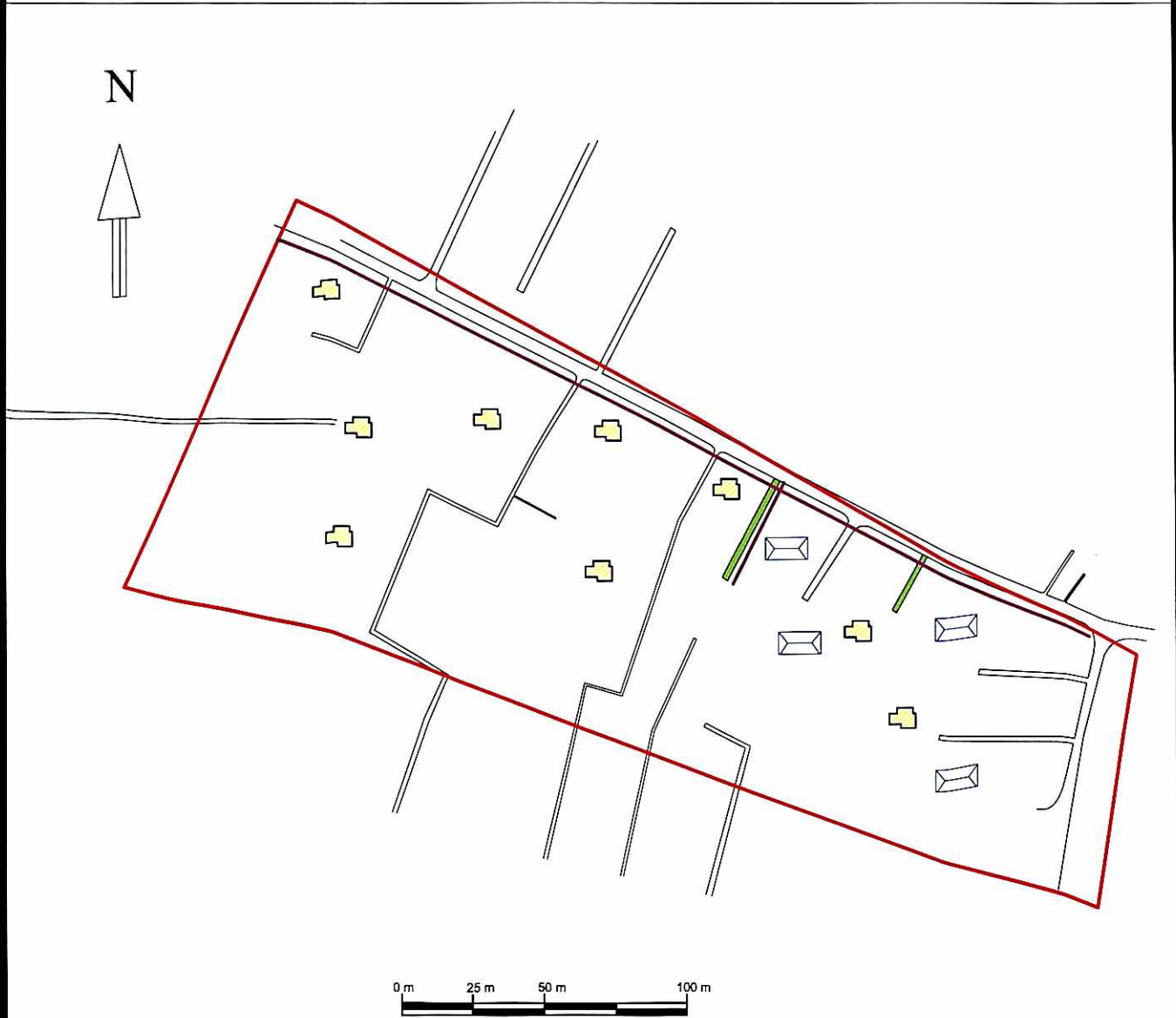
| ITEMS          | EXISTING<br>KUTCHA /<br>SEMI PUCCA | QTY     | PROPOSED<br>FOR 2018-19 |         |
|----------------|------------------------------------|---------|-------------------------|---------|
|                |                                    |         | PUCCA                   | QTY     |
| DWELLING HOUSE |                                    | 26 NOS. |                         | 15 NOS. |
| CONCRETE ROAD  |                                    |         |                         |         |
| CONCRETE DRAIN |                                    |         |                         | 230 M   |
| SLUM BOUNDARY  |                                    |         |                         |         |

# COOCH BEHAR MUNICIPALITY

## KAMESWARI ROAD BYE LANE

### SLUM NO. 11, WARD NO. 04

AREA:- 22780 SQM.



*S. Saha*  
 Sub-Assistant Engineer  
 Cooch Behar Municipality  
 Cooch Behar

*[Signature]*  
 Chairman  
 Cooch Behar Municipality  
 Cooch Behar

| <b>INFORMATION TABLE</b>          |                                    |         |                         |        |
|-----------------------------------|------------------------------------|---------|-------------------------|--------|
| AREA OF SLUM : 22780 SQM.         |                                    |         |                         |        |
| POPULATION : 257                  |                                    |         |                         |        |
| CLIENT : COOCH BEHAR MUNICIPALITY |                                    |         |                         |        |
| <b>LEGEND</b>                     |                                    |         |                         |        |
| ITEMS                             | EXISTING<br>KUTCHA /<br>SEMI PUCCA | QTY     | PROPOSED<br>FOR 2015-16 |        |
|                                   |                                    |         | PUCCA                   |        |
| DWELLING HOUSE                    | ☐                                  | 13 NOS. | ☐                       | 9 NOS. |
| CONCRETE ROAD                     |                                    |         | —                       | 90 SQM |
| CONCRETE DRAIN                    |                                    |         | —                       | 340 M  |
| SLUM BOUNDARY                     |                                    |         | —                       |        |

# COOCH BEHAR MUNICIPALITY

## SALBAGAN WEST SLUM NO. 12, WARD NO. 04 AREA:- 34110 SQM.



*Saha*  
Sub-Assistant Engineer  
Cooch Behar Municipality  
Cooch Behar

*[Signature]*  
Chairman  
Cooch Behar Municipality  
Cooch Behar

### INFORMATION TABLE

AREA OF SLUM : 34110 SQM.

POPULATION : 713

CLIENT : COOCH BEHAR MUNICIPALITY

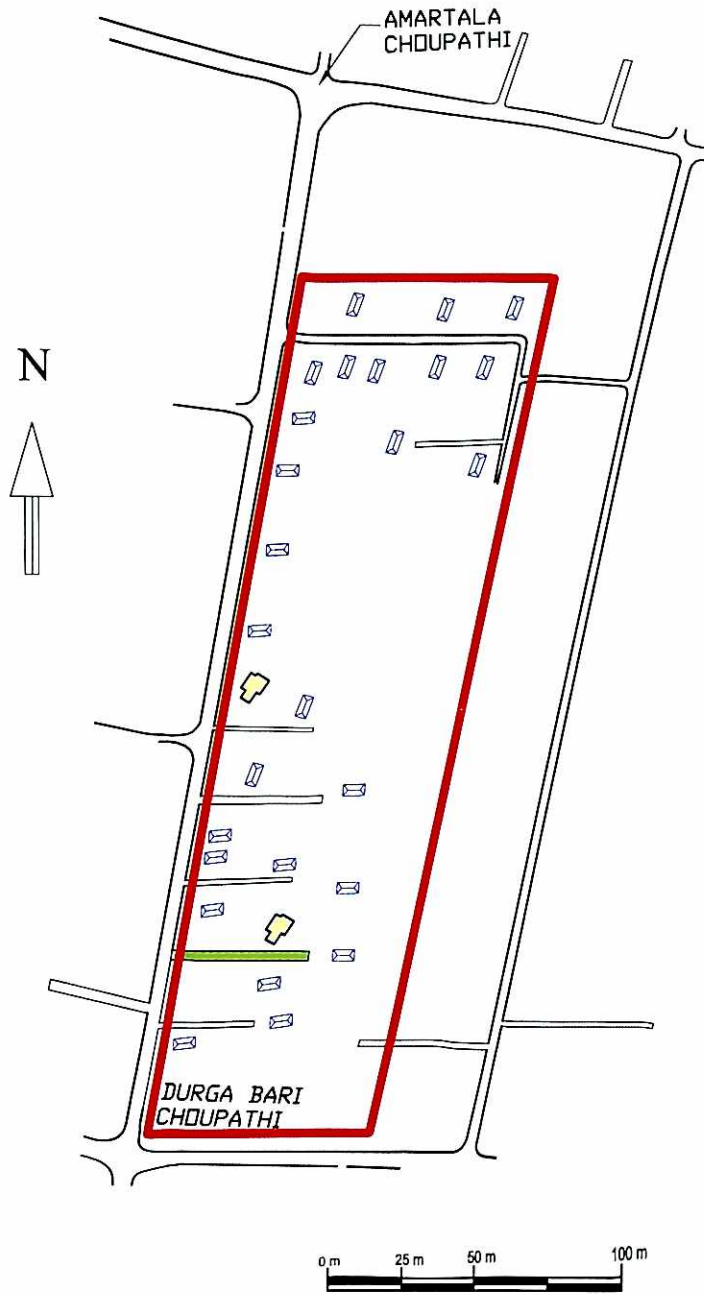
### LEGEND

| ITEMS          | EXISTING<br>KUTCHA /<br>SEMI PUCCA | QTY     | PROPOSED<br>FOR 2018-19 |         |
|----------------|------------------------------------|---------|-------------------------|---------|
|                |                                    |         | PUCCA                   | QTY     |
| DWELLING HOUSE | ☐                                  | 35 NOS. | ☐                       | 18 NOS  |
| CONCRETE ROAD  |                                    |         | —                       | 100 SQM |
| CONCRETE DRAIN |                                    |         | —                       | 300 M   |
| SLUM BOUNDARY  |                                    |         | —                       |         |



# COOCH BEHAR MUNICIPALITY

## RABI DAS PALLY SLUM NO. 13, WARD NO. 05 AREA:- 21880 SQM.



*Saha*  
Sub-Assistant Engineer  
Cooch Behar Municipality  
Cooch Behar

*[Signature]*  
Chairman  
Cooch Behar Municipality  
Cooch Behar

### INFORMATION TABLE

|                                   |
|-----------------------------------|
| AREA OF SLUM : 21880 SQM.         |
| POPULATION : 600                  |
| CLIENT : COOCH BEHAR MUNICIPALITY |

### LEGEND

| ITEMS          | EXISTING<br>KUTCHA /<br>SEMI PUCCA | QTY     | PROPOSED<br>FOR 2018-19 |         |
|----------------|------------------------------------|---------|-------------------------|---------|
|                |                                    |         | PUCCA                   | QTY     |
| DWELLING HOUSE | ☐                                  | 28 NOS. | ☐                       | 2 NOS.  |
| CONCRETE ROAD  |                                    |         | —                       | 100 SQM |
| CONCRETE DRAIN |                                    |         | —                       |         |
| SLUM BOUNDARY  |                                    |         | —                       |         |

# COOCH BEHAR MUNICIPALITY

## NEW DABRI SLUM NO. 14, WARD NO. 05 AREA:- 107200 SQM.



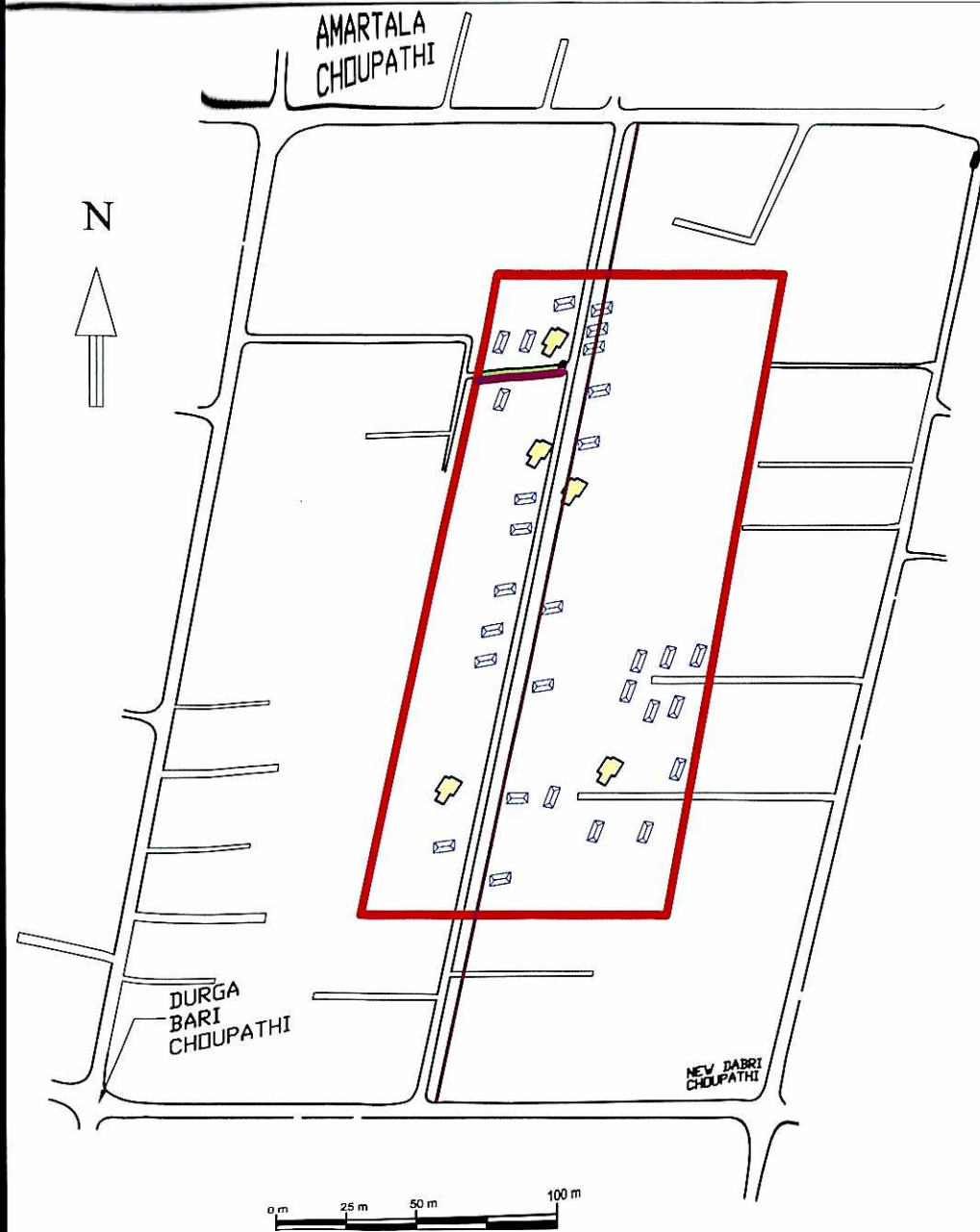
*Saha.*  
Sub-Assistant Engineer  
Cooch Behar Municipality  
Cooch Behar

*AB*  
Chairman  
Cooch Behar Municipality  
Cooch Behar

| INFORMATION TABLE                 |                              |         |                      |         |
|-----------------------------------|------------------------------|---------|----------------------|---------|
| AREA OF SLUM : 107200 SQM.        |                              |         |                      |         |
| POPULATION : 1386                 |                              |         |                      |         |
| CLIENT : COOCH BEHAR MUNICIPALITY |                              |         |                      |         |
| LEGEND                            |                              |         |                      |         |
| ITEMS                             | EXISTING KUTCHA / SEMI PUGCA | QTY     | PROPOSED FOR 2018-19 |         |
|                                   |                              |         | PUGCA                |         |
| DWELLING HOUSE                    |                              | 58 NOS. |                      | 20 NOS  |
| CONCRETE ROAD                     |                              |         |                      | 100 SQM |
| CONCRETE DRAIN                    |                              |         |                      | 360 M   |
| SLUM BOUNDARY                     |                              |         |                      |         |

# COOCH BEHAR MUNICIPALITY

**SUKANTA SARANI**  
**SLUM NO. 15, WARD NO. 05**  
**AREA:- 15880 SQM.**



*Saha*  
**Sub-Assistant Engineer**  
**Cooch Behar Municipality**  
**Cooch Behar**

*[Signature]*  
**Chairman**  
**Cooch Behar Municipality**  
**Cooch Behar**

### INFORMATION TABLE

|                                   |
|-----------------------------------|
| AREA OF SLUM : 15880 SQM.         |
| POPULATION : 314                  |
| CLIENT : COOCH BEHAR MUNICIPALITY |

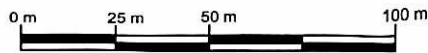
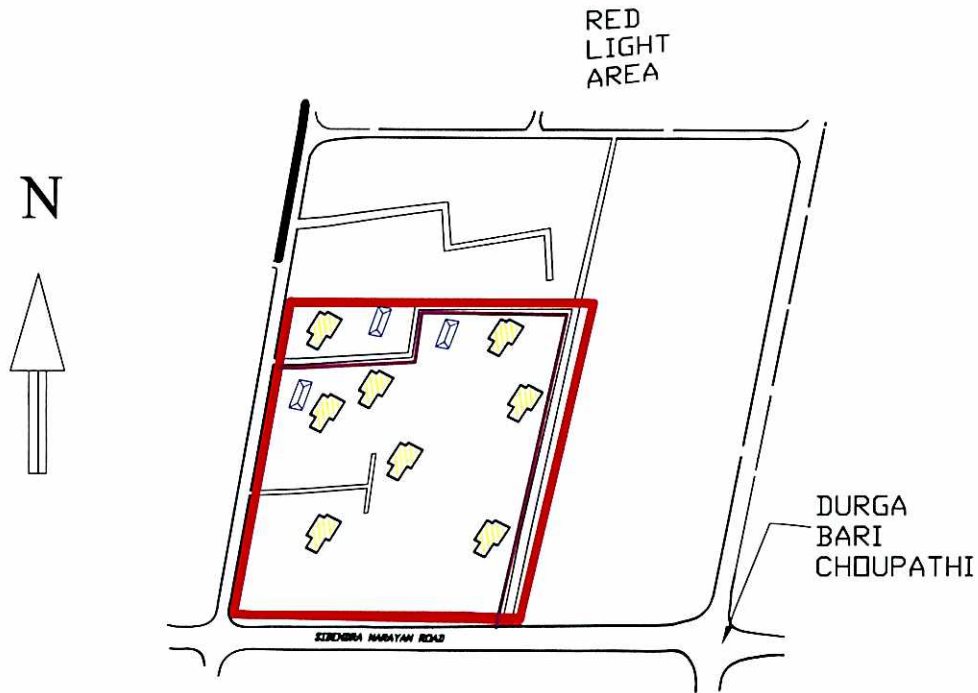
### LEGEND

| ITEMS          | EXISTING KUTCHA / SEMI PUCCA | QTY     | PROPOSED FOR 2018-19 |        |
|----------------|------------------------------|---------|----------------------|--------|
|                |                              |         | PUCCA                |        |
| DWELLING HOUSE |                              | 34 NOS. |                      | 5 NOS. |
| CONCRETE ROAD  |                              |         |                      | 50 SQM |
| CONCRETE DRAIN |                              |         |                      | 390 M  |
| SLUM BOUNDARY  |                              |         |                      |        |



# COOCH BEHAR MUNICIPALITY

## DHOBI PATTY SLUM NO. 17, WARD NO. 06 AREA:- 5472 SQM.



*Saha*  
Sub-Assistant Engineer  
Cooch Behar Municipality  
Cooch Behar

*[Signature]*  
Chairman  
Cooch Behar Municipality  
Cooch Behar

### INFORMATION TABLE

AREA OF SLUM : 5472 SQM.

POPULATION : 138

CLIENT : COOCH BEHAR MUNICIPALITY

### LEGEND

| ITEMS          | EXISTING<br>KUTCHA /<br>SEMI PUCCA | QTY     | PROPOSED<br>FOR 2018-19 |        |
|----------------|------------------------------------|---------|-------------------------|--------|
|                |                                    |         | PUCCA                   |        |
| DWELLING HOUSE |                                    | 11 NOS. |                         | 8 NOS. |
| CONCRETE ROAD  |                                    |         |                         |        |
| CONCRETE DRAIN |                                    |         |                         | 180 M  |
| SLUM BOUNDARY  |                                    |         |                         |        |

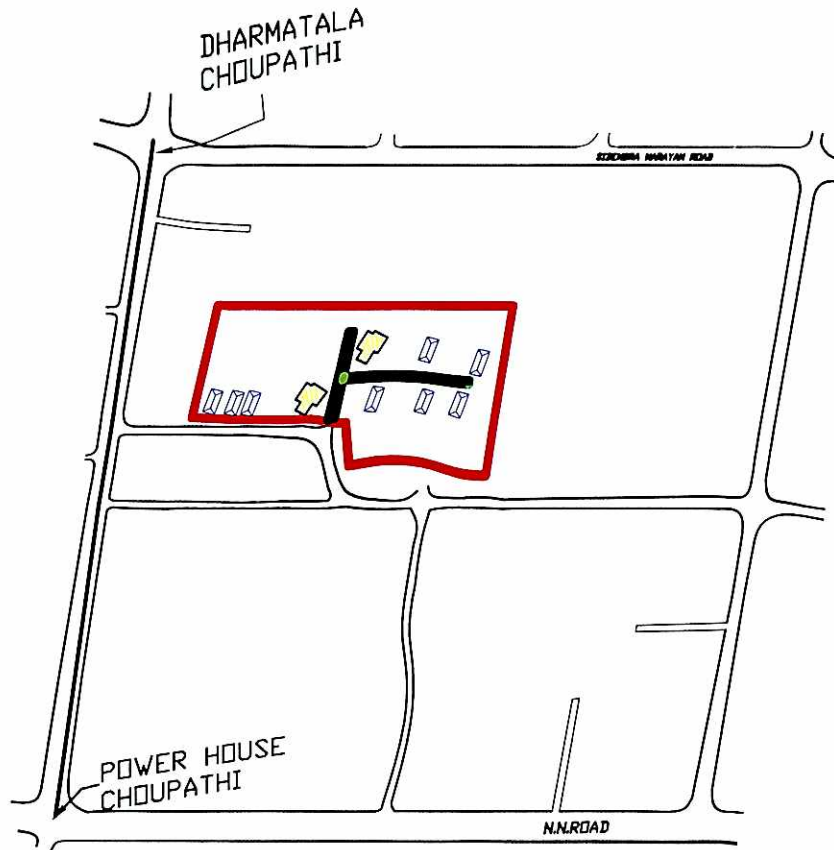
**COOCH BEHAR MUNICIPALITY**

**SILVER JUBILEE RD BYE LANE**

**SLUM NO. 19, WARD NO. 06**

**AREA:- 4041 SQM.**

N



*Saha.*  
**Sub-Assistant Engineer**  
**Cooch Behar Municipality**  
**Cooch Behar**

*[Signature]*  
**Chairman**  
**Cooch Behar Municipality**  
**Cooch Behar**

**INFORMATION TABLE**

|                                   |
|-----------------------------------|
| AREA OF SLUM : 4041 SQM.          |
| POPULATION : 113                  |
| CLIENT : COOCH BEHAR MUNICIPALITY |

**LEGEND**

| ITEMS          | EXISTING<br>KUTCHA /<br>SEMI PUGCA | QTY     | PROPOSED<br>FOR 2018-19 |        |
|----------------|------------------------------------|---------|-------------------------|--------|
|                |                                    |         | PUGCA                   |        |
| DWELLING HOUSE |                                    | 10 NOS. |                         | 2 NOS. |
| CONCRETE ROAD  |                                    |         |                         |        |
| CONCRETE DRAIN |                                    |         |                         |        |
| SLUM BOUNDARY  |                                    |         |                         |        |

**COOCH BEHAR MUNICIPALITY**

**NUTAN PALLY**  
**SLUM NO. 20, WARD NO. 08**  
**AREA:- 63780 SQM.**



*Saha*  
**Sub-Assistant Engineer**  
**Cooch Behar Municipality**  
**Cooch Behar**

*[Signature]*  
**Chairman**  
**Cooch Behar Municipality**  
**Cooch Behar**

**INFORMATION TABLE**

|                                   |
|-----------------------------------|
| AREA OF SLUM : 63780 SQM.         |
| POPULATION : 1875                 |
| CLIENT : COOCH BEHAR MUNICIPALITY |

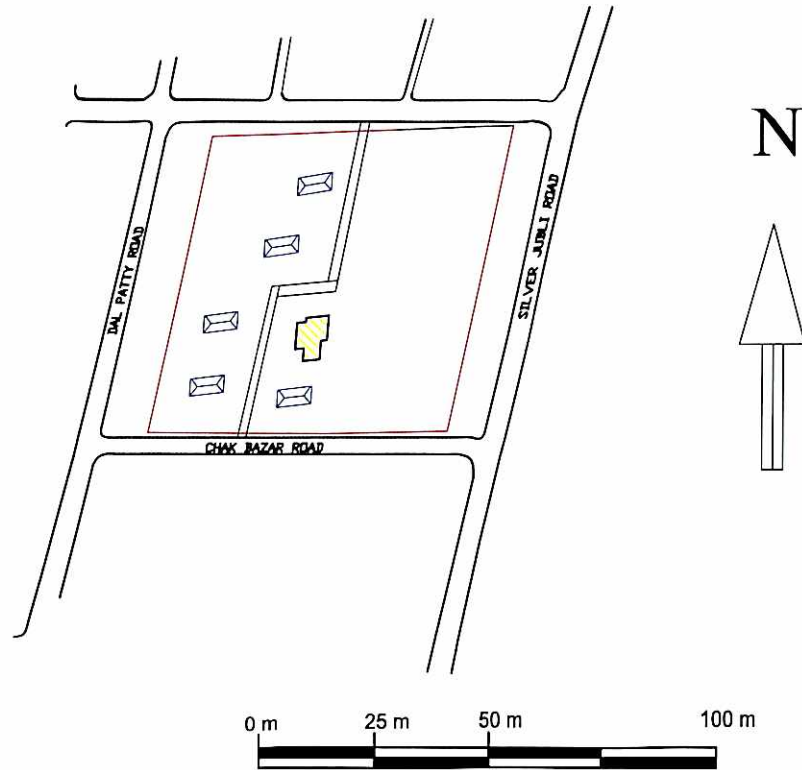
**LEGEND**

| ITEMS          | EXISTING KUTCHA / SEMI PUCCA | QTY      | PROPOSED FOR 2018-19 |         |
|----------------|------------------------------|----------|----------------------|---------|
|                |                              |          | PUCCA                | QTY     |
| DWELLING HOUSE |                              | 115 NOS. |                      | 21 NOS. |
| CONCRETE ROAD  |                              |          |                      | 120 SQM |
| CONCRETE DRAIN |                              |          |                      | 495 M   |
| SLUM BOUNDARY  |                              |          |                      |         |



# COOCH BEHAR MUNICIPALITY

## DAL PATTY SLUM NO. 21, WARD NO. 08 AREA:- 4176 SQM.








### INFORMATION TABLE

AREA OF SLUM : 4176 SQM.

POPULATION : 125

CLIENT : COOCH BEHAR MUNICIPALITY

### LEGEND

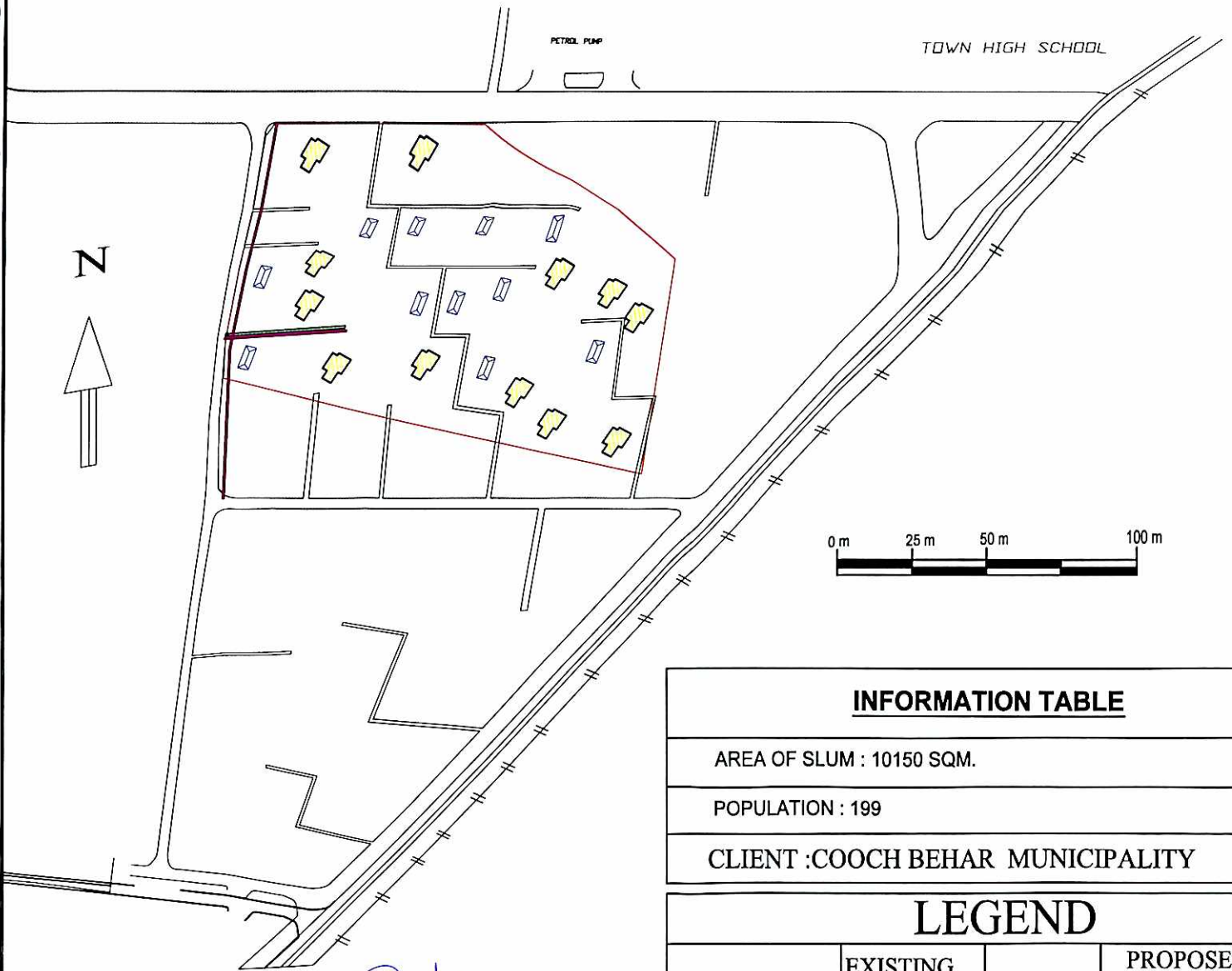
| ITEMS          | EXISTING<br>KUTCHA /<br>SEMI PUCCA  | QTY    | PROPOSED<br>FOR 2018-19   |       |
|----------------|---|--------|---|-------|
|                |   |        | PUCCA   | QTY   |
| DWELLING HOUSE |  | 6 NOS. |  | 1 NO. |
| CONCRETE ROAD  |   |        |  |       |
| CONCRETE DRAIN |   |        |  |       |
| SLUM BOUNDARY  |   |        |   |       |

*S. Saha*  
Sub-Assistant Engineer  
Cooch Behar Municipality  
Cooch Behar

*[Signature]*  
Chairman  
Cooch Behar Municipality  
Cooch Behar

# COOCH BEHAR MUNICIPALITY

## KASHAI PATTY SLUM NO. 22, WARD NO. 09 AREA:- 10150 SQM.



*Saha*  
Sub-Assistant Engineer  
Cooch Behar Municipality  
Cooch Behar

*[Signature]*  
Chairman  
Cooch Behar Municipality  
Cooch Behar

### INFORMATION TABLE

AREA OF SLUM : 10150 SQM.

POPULATION : 199

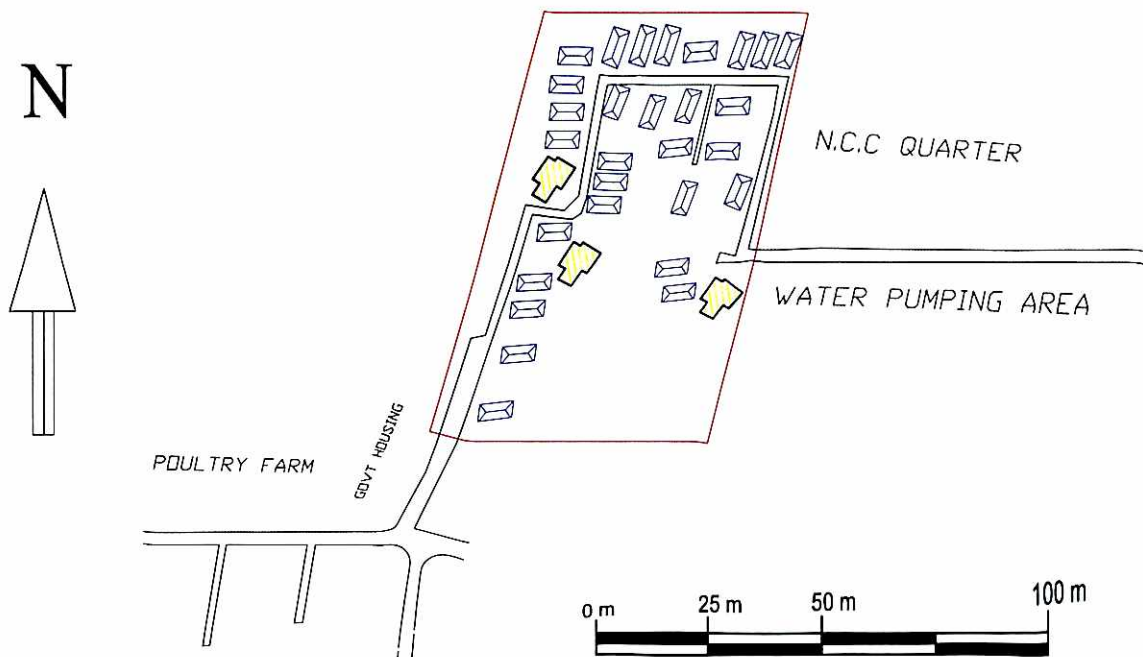
CLIENT : COOCH BEHAR MUNICIPALITY

### LEGEND

| ITEMS          | EXISTING<br>KUTCHA /<br>SEMI PUCCA | QTY     | PROPOSED<br>FOR 2018-19 |        |
|----------------|------------------------------------|---------|-------------------------|--------|
|                |                                    |         | PUCCA                   |        |
| DWELLING HOUSE |                                    | 23 NOS. |                         | 12 NOS |
| CONCRETE ROAD  |                                    |         |                         | 80 SQM |
| CONCRETE DRAIN |                                    |         |                         | 160 M  |
| SLUM BOUNDARY  |                                    |         |                         |        |

# COOCH BEHAR MUNICIPALITY

## POULTRY FARM SLUM NO. 23, WARD NO. 09 AREA:- 15250 SQM.



### INFORMATION TABLE






AREA OF SLUM : 15250 SQM.

POPULATION : 421

CLIENT : COOCH BEHAR MUNICIPALITY

*Saha.*  
Sub-Assistant Engineer  
Cooch Behar Municipality  
Cooch Behar

### LEGEND

| ITEMS          | EXISTING<br>KUTCHA /<br>SEMI PUCCA   | QTY     | PROPOSED<br>FOR 2018-19   |        |
|----------------|--|---------|---|--------|
|                |  |         | PUCCA   | QTY    |
| DWELLING HOUSE |  | 31 NOS. |  | 3 NOS. |
| CONCRETE ROAD  |  |         |  |        |
| CONCRETE DRAIN |  |         |  |        |
| SLUM BOUNDARY  |  |         |  |        |

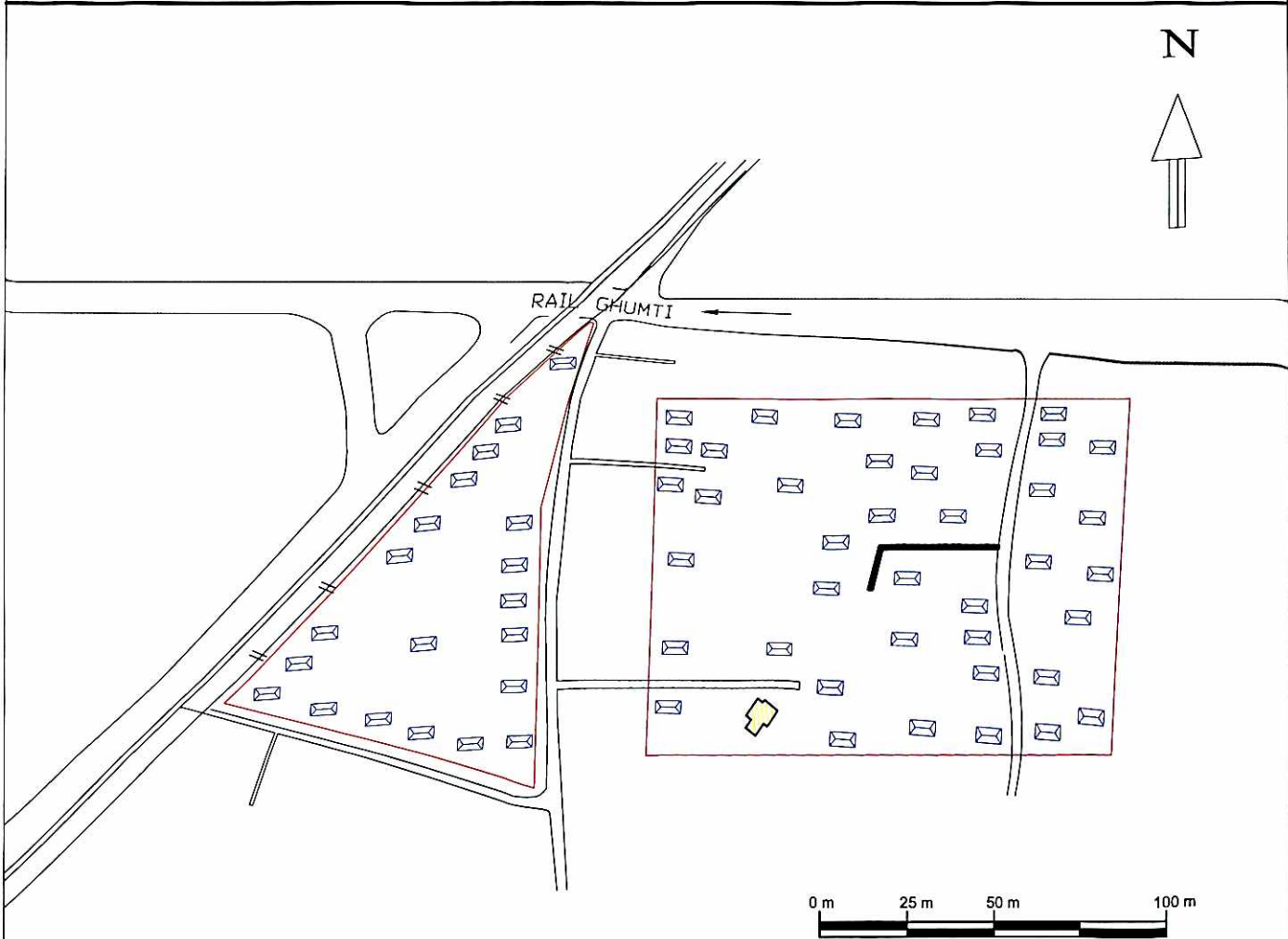
*[Signature]*  
Chairman  
Cooch Behar Municipality  
Cooch Behar



# COOCH BEHAR MUNICIPALITY

## KHARIMALA KHAGRABARI SLUM NO. 24, WARD NO. 09

AREA:- 19090 SQM.



*Saha*  
Sub-Assistant Engineer  
Cooch Behar Municipality  
Cooch Behar

*[Signature]*  
Chairman  
Cooch Behar Municipality  
Cooch Behar

### INFORMATION TABLE

AREA OF SLUM : 19090 SQM.

POPULATION : 474

CLIENT : COOCH BEHAR MUNICIPALITY

### LEGEND

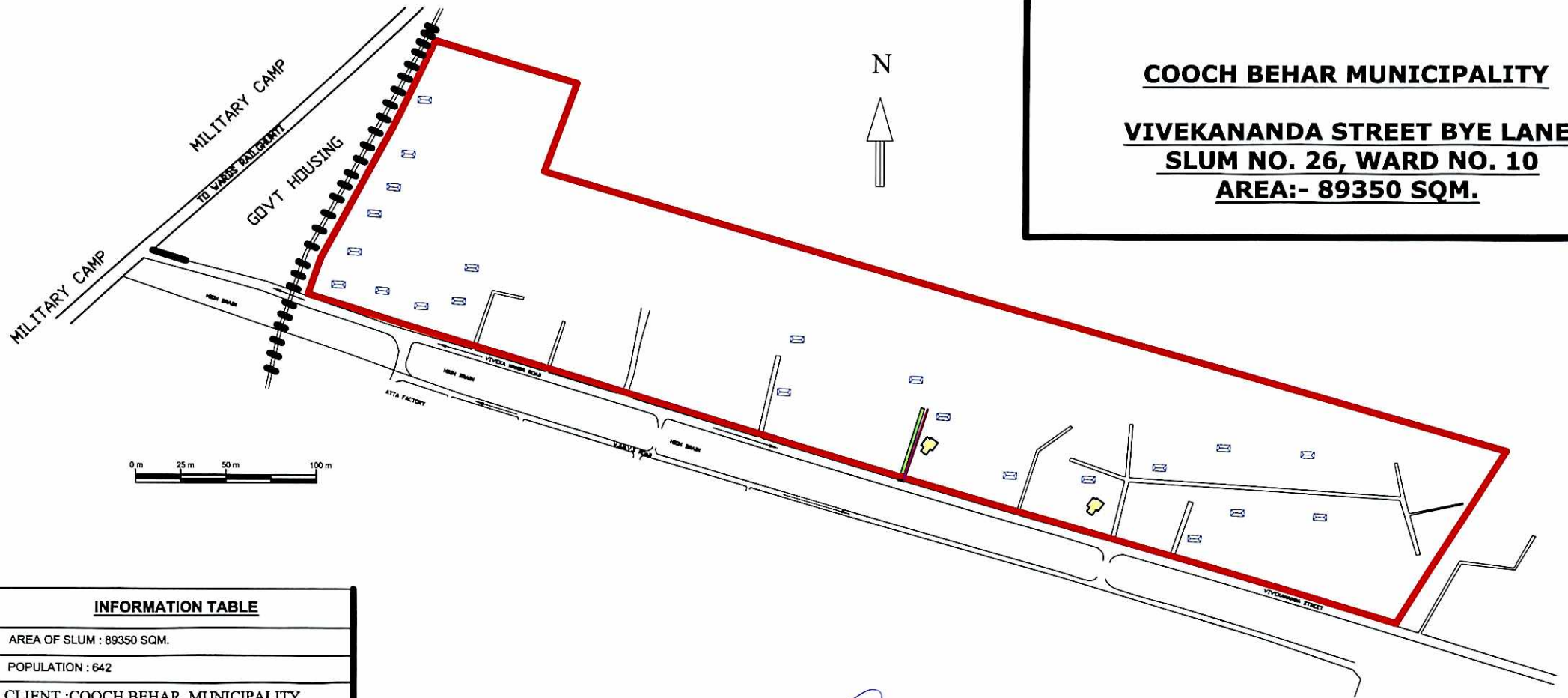
| ITEMS          | EXISTING<br>KUTCHA /<br>SEMI PUCCA | QTY     | PROPOSED<br>FOR 2018-19 |       |
|----------------|------------------------------------|---------|-------------------------|-------|
|                |                                    |         | PUCCA                   | QTY   |
| DWELLING HOUSE |                                    | 62 NOS. |                         | 1 NO. |
| CONCRETE ROAD  |                                    |         |                         |       |
| CONCRETE DRAIN |                                    |         |                         |       |
| SLUM BOUNDARY  |                                    |         |                         |       |

**COOCH BEHAR MUNICIPALITY**

**VIVEKANANDA STREET BYE LANE**

**SLUM NO. 26, WARD NO. 10**

**AREA:- 89350 SQM.**



**INFORMATION TABLE**

AREA OF SLUM : 89350 SQM.

POPULATION : 642

CLIENT : COOCH BEHAR MUNICIPALITY

**LEGEND**

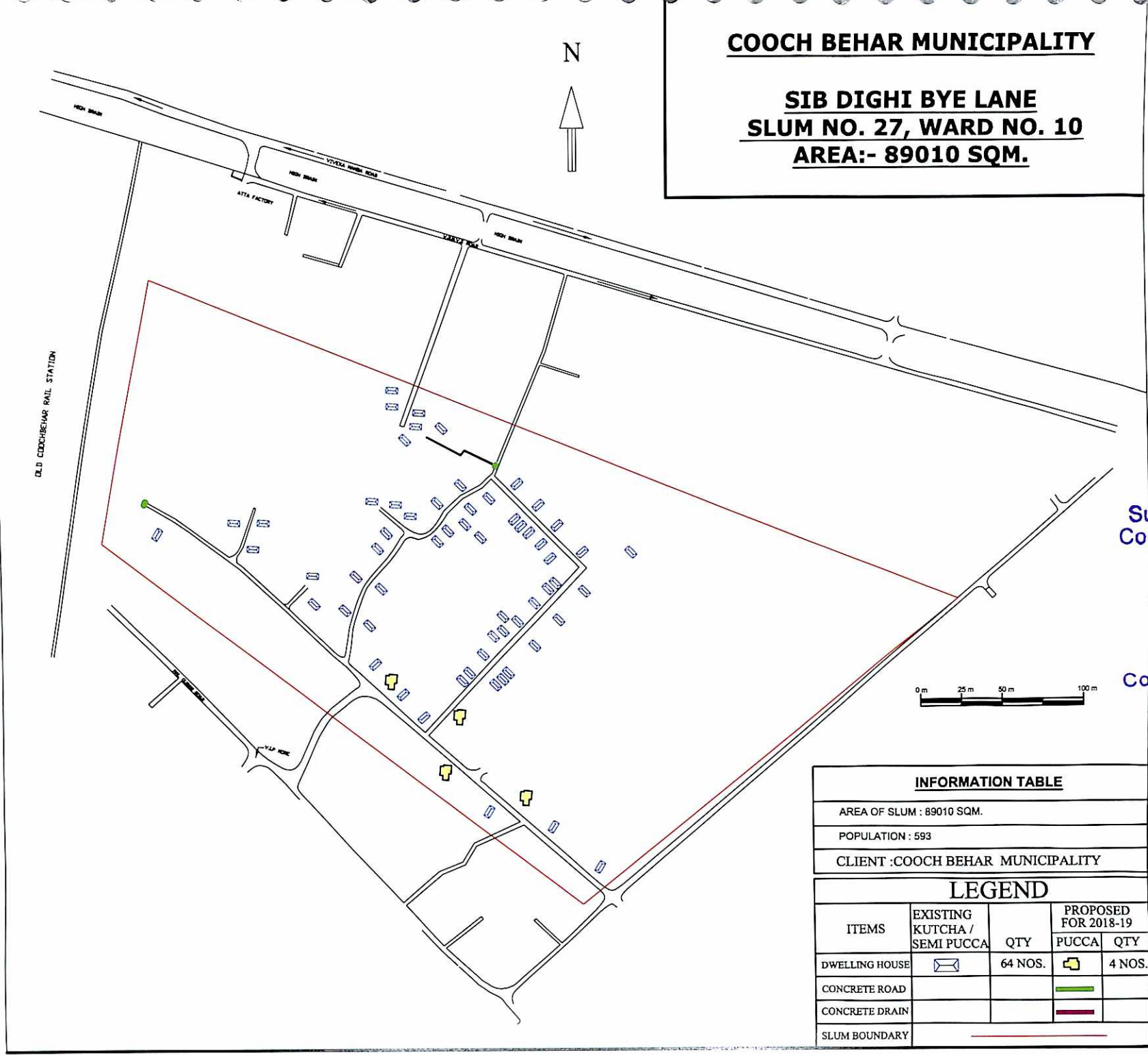
| ITEMS          | EXISTING KUTCHA / SEMI PUCCA | QTY     | PROPOSED FOR 2018-19 |         |
|----------------|------------------------------|---------|----------------------|---------|
|                |                              |         | PUCCA                | QTY     |
| DWELLING HOUSE |                              | 24 NOS. |                      | 2 NOS   |
| CONCRETE ROAD  |                              |         |                      | 120 SQM |
| CONCRETE DRAIN |                              |         |                      | 80 M    |
| SLUM BOUNDARY  |                              |         |                      |         |

*Saha*  
 Sub-Assistant Engineer  
 Cooch Behar Municipality  
 Cooch Behar

*[Signature]*  
 Chairman  
 Cooch Behar Municipality  
 Cooch Behar

**COOCH BEHAR MUNICIPALITY**

**SIB DIGHI BYE LANE  
SLUM NO. 27, WARD NO. 10  
AREA:- 89010 SQM.**



*Saha*  
Sub-Assistant Engineer  
Cooch Behar Municipality  
Cooch Behar

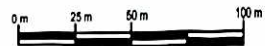
*[Signature]*  
Chairman  
Cooch Behar Municipality  
Cooch Behar

| INFORMATION TABLE                 |                              |         |                      |        |
|-----------------------------------|------------------------------|---------|----------------------|--------|
| AREA OF SLUM : 89010 SQM.         |                              |         |                      |        |
| POPULATION : 593                  |                              |         |                      |        |
| CLIENT : COOCH BEHAR MUNICIPALITY |                              |         |                      |        |
| LEGEND                            |                              |         |                      |        |
| ITEMS                             | EXISTING KUTCHA / SEMI PUCCA | QTY     | PROPOSED FOR 2018-19 |        |
|                                   |                              |         | PUCCA                | QTY    |
| DWELLING HOUSE                    |                              | 64 NOS. |                      | 4 NOS. |
| CONCRETE ROAD                     |                              |         |                      |        |
| CONCRETE DRAIN                    |                              |         |                      |        |
| SLUM BOUNDARY                     |                              |         |                      |        |



**COOCH BEHAR MUNICIPALITY**

**GANDHI COLONY  
SLUM NO. 28, WARD NO. 11  
AREA:- 48690 SQM.**



*Suhw*  
Sub-Assistant Engineer  
Cooch Behar Municipality  
Cooch Behar

*[Signature]*  
Chairman  
Cooch Behar Municipality  
Cooch Behar

**INFORMATION TABLE**

|                                   |
|-----------------------------------|
| AREA OF SLUM : 48690 SQM.         |
| POPULATION : 1945                 |
| CLIENT : COOCH BEHAR MUNICIPALITY |

**LEGEND**

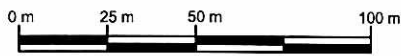
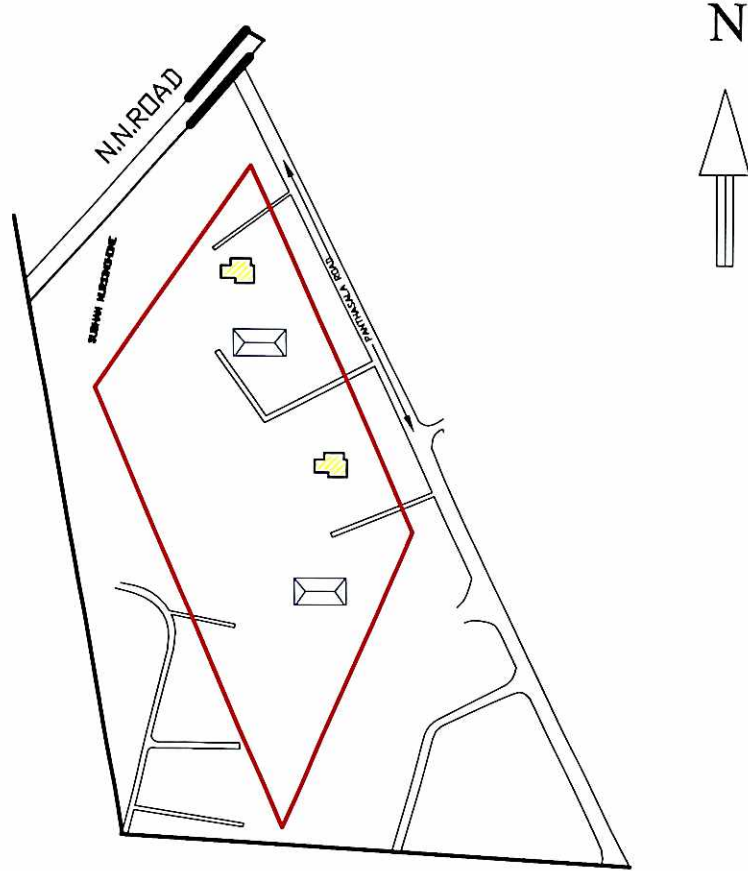
| ITEMS          | EXISTING KUTCHA / SEMI PUCCA | QTY     | PROPOSED FOR 2018-19 |        |
|----------------|------------------------------|---------|----------------------|--------|
|                |                              |         | PUCCA                | QTY    |
| DWELLING HOUSE |                              | 21 NOS. |                      | 3 NOS. |
| CONCRETE ROAD  |                              |         |                      | 70 SQM |
| CONCRETE DRAIN |                              |         |                      | 290 M  |
| SLUM BOUNDARY  |                              |         |                      |        |

# COOCH BEHAR MUNICIPALITY

## PANTHASALA ROAD BYE LANE

### SLUM NO. 29, WARD NO. 11

AREA:- 10730 SQM.



#### INFORMATION TABLE

AREA OF SLUM : 10730 SQM.

POPULATION : 95

CLIENT : COOCH BEHAR MUNICIPALITY

#### LEGEND

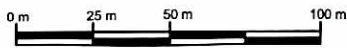
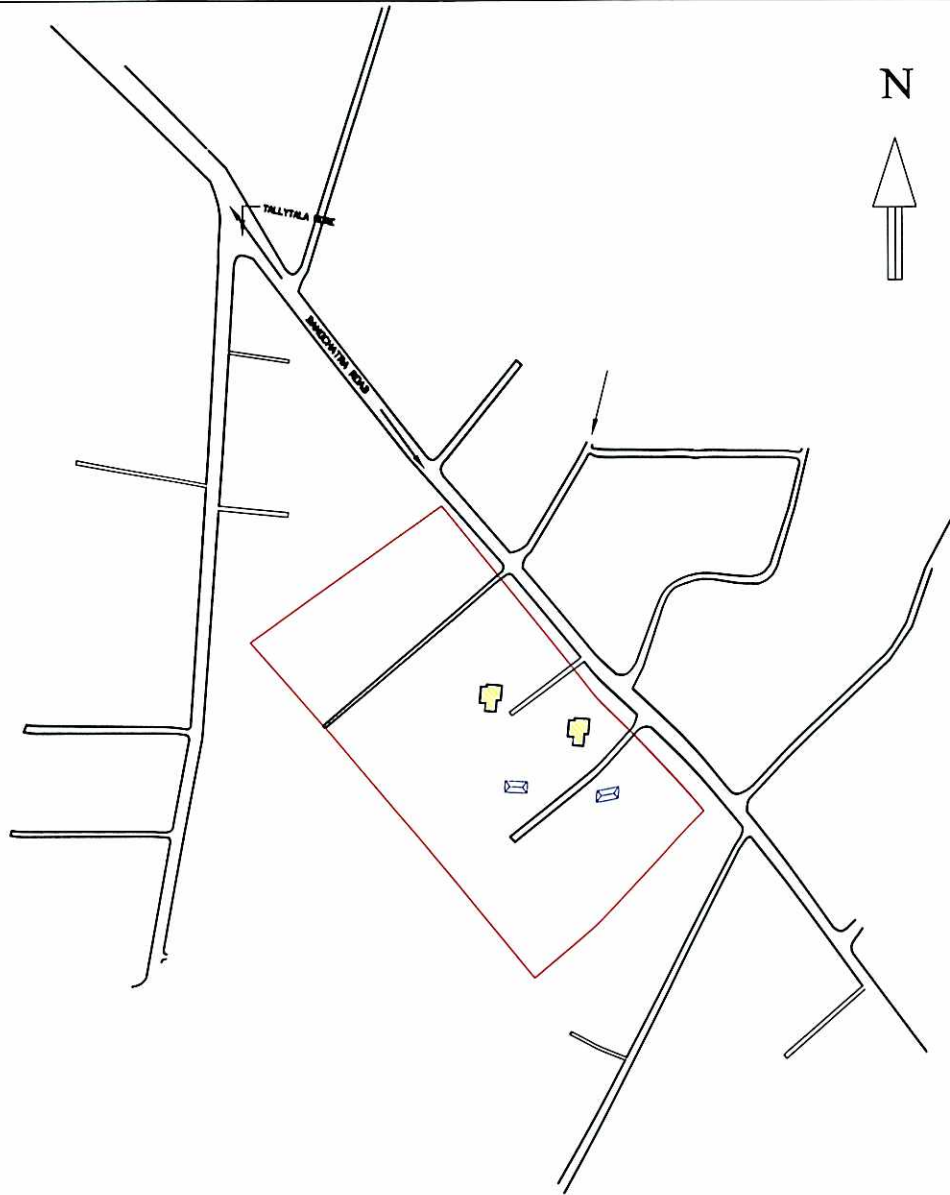
| ITEMS          | EXISTING<br>KUTCHA /<br>SEMI PUCCA | QTY    | PROPOSED<br>FOR 2018-19 |        |
|----------------|------------------------------------|--------|-------------------------|--------|
|                |                                    |        | PUCCA                   | QTY    |
| DWELLING HOUSE |                                    | 4 NOS. |                         | 2 NOS. |
| CONCRETE ROAD  |                                    |        |                         |        |
| CONCRETE DRAIN |                                    |        |                         |        |
| SLUM BOUNDARY  |                                    |        |                         |        |

*Saha*  
Sub-Assistant Engineer  
Cooch Behar Municipality  
Cooch Behar

*[Signature]*  
Chairman  
Cooch Behar Municipality  
Cooch Behar

# COOCH BEHAR MUNICIPALITY

## B. C. ROAD BYE LANE SLUM NO. 30, WARD NO. 12 AREA:- 11020 SQM.



*Saha*  
Sub-Assistant Engineer  
Cooch Behar Municipality  
Cooch Behar

*[Signature]*  
Chairman  
Cooch Behar Municipality  
Cooch Behar

### INFORMATION TABLE

|                                   |
|-----------------------------------|
| AREA OF SLUM : 11020 SQM.         |
| POPULATION : 157                  |
| CLIENT : COOCH BEHAR MUNICIPALITY |

### LEGEND

| ITEMS          | EXISTING<br>KUTCHA /<br>SEMI PUCCA | QTY    | PROPOSED<br>FOR 2018-19 |        |
|----------------|------------------------------------|--------|-------------------------|--------|
|                |                                    |        | PUCCA                   | QTY    |
| DWELLING HOUSE | [Envelope Icon]                    | 4 NOS. | [Yellow Square Icon]    | 2 NOS. |
| CONCRETE ROAD  |                                    |        | [Green Line Icon]       |        |
| CONCRETE DRAIN |                                    |        | [Purple Line Icon]      |        |
| SLUM BOUNDARY  |                                    |        | [Red Line Icon]         |        |



**COOCH BEHAR MUNICIPALITY**

**RABINDRA NAGAR COLONY**  
**SLUM NO. 31, WARD NO. 12**  
**AREA:- 9274 SQM.**



*Saha*  
**Sub-Assistant Engineer**  
**Cooch Behar Municipality**  
**Cooch Behar**

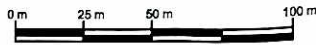
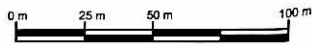
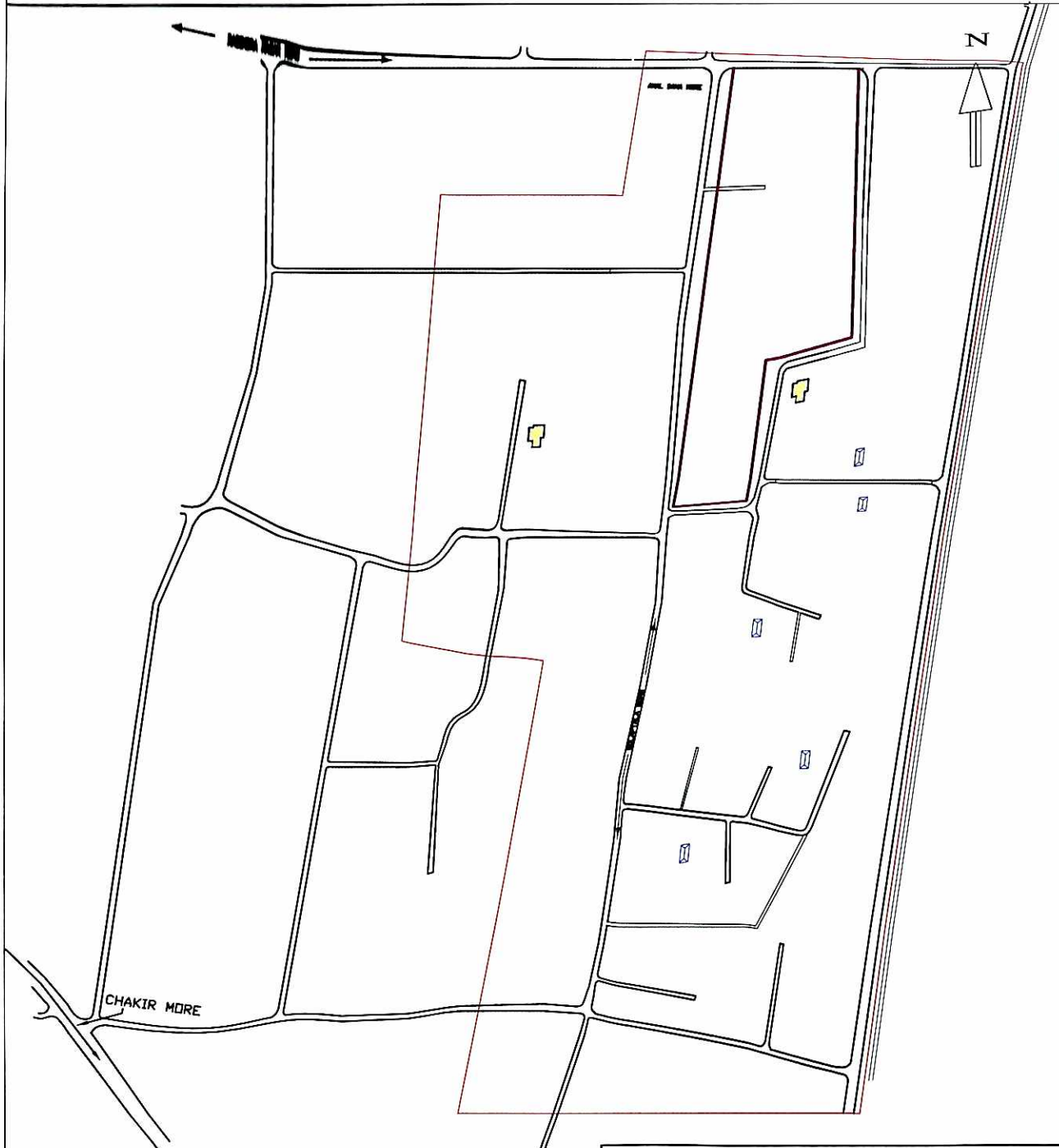
*[Signature]*  
**Chairman**  
**Cooch Behar Municipality**  
**Cooch Behar**

| <b>INFORMATION TABLE</b>          |  |
|-----------------------------------|--|
| AREA OF SLUM : 9274 SQM.          |  |
| POPULATION : 322                  |  |
| CLIENT : COOCH BEHAR MUNICIPALITY |  |

| <b>LEGEND</b>  |                              |         |                      |         |
|----------------|------------------------------|---------|----------------------|---------|
| ITEMS          | EXISTING KUTCHA / SEMI PUCCA | QTY     | PROPOSED FOR 2018-19 |         |
|                |                              |         | PUCCA                | QTY     |
| DWELLING HOUSE | [Icon]                       | 52 NOS. | [Icon]               | 19 NOS. |
| CONCRETE ROAD  |                              |         | [Green Line]         | 100 SQM |
| CONCRETE DRAIN |                              |         | [Red Line]           | 290 M   |
| SLUM BOUNDARY  |                              |         | [Red Line]           |         |

**COOCH BEHAR MUNICIPALITY**

**GOLAP TALA COLONY  
SLUM NO. 32, WARD NO. 12  
AREA:- 38140 SQM.**



**INFORMATION TABLE**

|                                   |
|-----------------------------------|
| AREA OF SLUM : 38140 SQM.         |
| POPULATION : 734                  |
| CLIENT : COOCH BEHAR MUNICIPALITY |

**LEGEND**

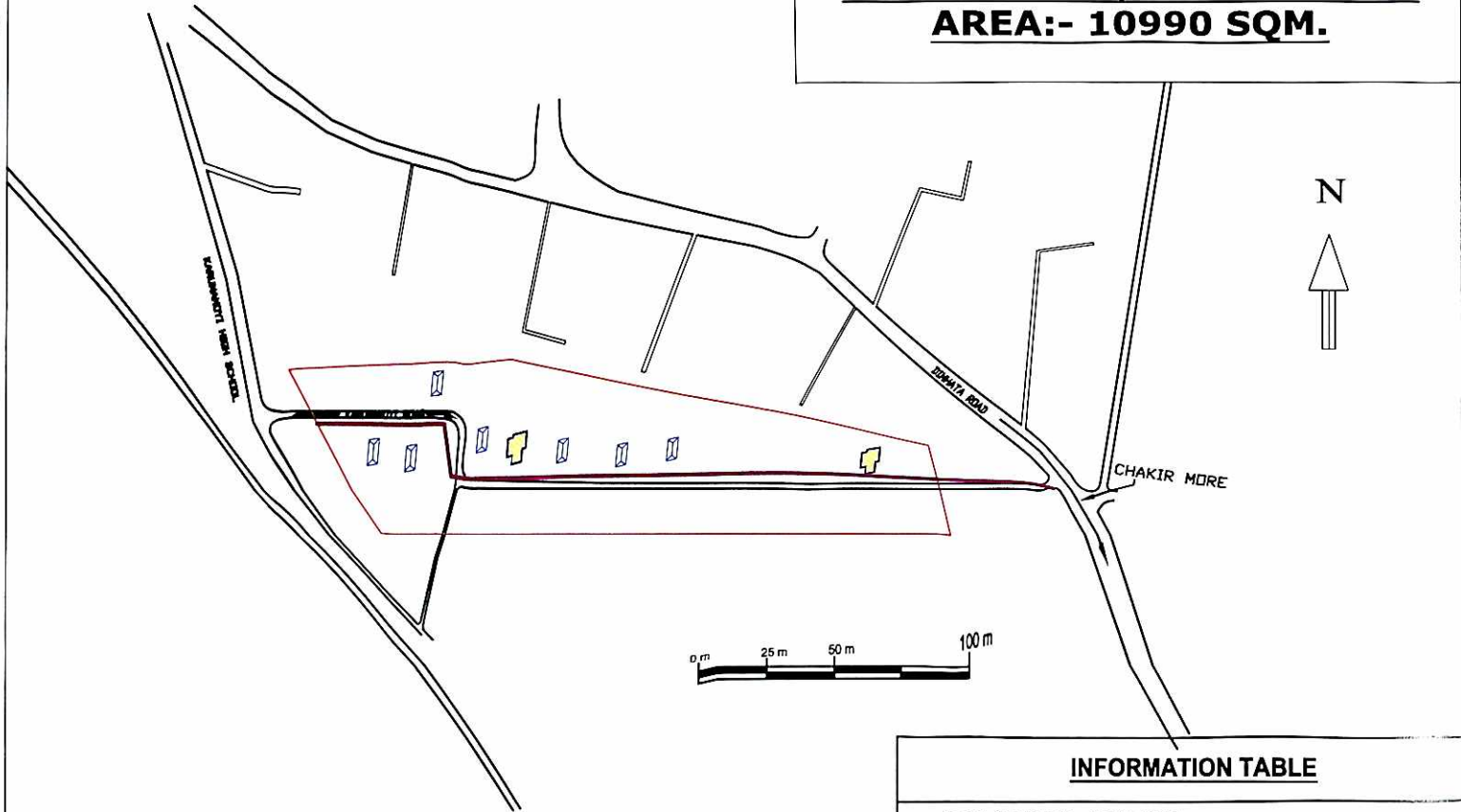
| ITEMS          | EXISTING KUTCHA / SEMI PUCCA | QTY    | PROPOSED FOR 2018-19 |        |
|----------------|------------------------------|--------|----------------------|--------|
|                |                              |        | PUCCA                | QTY    |
| DWELLING HOUSE |                              | 7 NOS. |                      | 2 NOS. |
| CONCRETE ROAD  |                              |        |                      |        |
| CONCRETE DRAIN |                              |        |                      | 410 M  |
| SLUM BOUNDARY  |                              |        |                      |        |

*S. Saha*  
Sub-Assistant Engineer  
Cooch Behar Municipality  
Cooch Behar

*M. Saha*  
Chairman  
Cooch Behar Municipality  
Cooch Behar

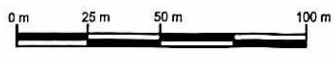
**COOCH BEHAR MUNICIPALITY**

**EXTREME SOUTH POINT  
SLUM NO. 33, WARD NO. 13  
AREA:- 10990 SQM.**



| INFORMATION TABLE |                          |
|-------------------|--------------------------|
| AREA OF SLUM :    | 10990 SQM.               |
| POPULATION :      | 224                      |
| CLIENT :          | COOCH BEHAR MUNICIPALITY |

| LEGEND         |                              |        |                      |        |
|----------------|------------------------------|--------|----------------------|--------|
| ITEMS          | EXISTING KUTCHA / SEMI PUCCA | QTY    | PROPOSED FOR 2018-19 |        |
|                |                              |        | PUCCA                | QTY    |
| DWELLING HOUSE |                              | 9 NOS. |                      | 2 NOS. |
| CONCRETE ROAD  |                              |        |                      |        |
| CONCRETE DRAIN |                              |        |                      | 290 M  |
| SLUM BOUNDARY  |                              |        |                      |        |

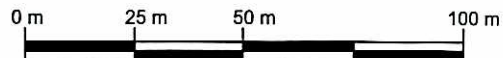
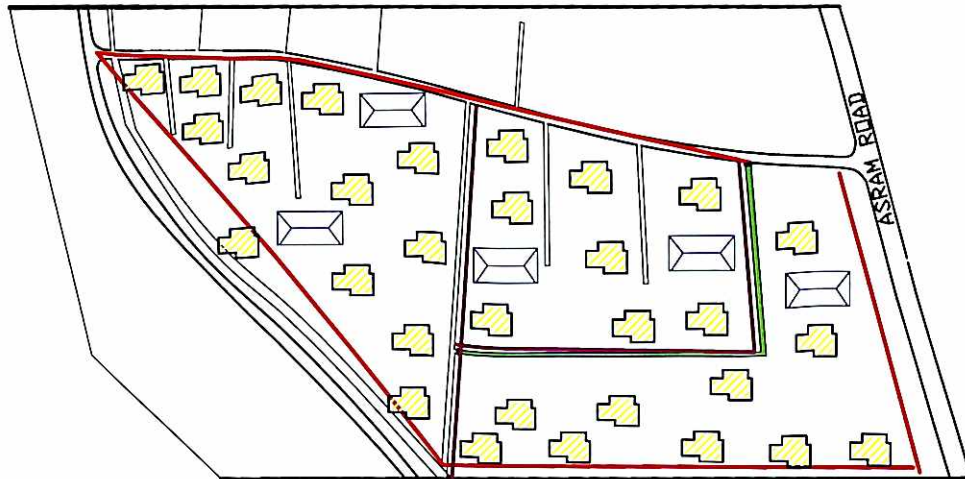


*Saha*  
Sub-Assistant Engineer  
Cooch Behar Municipality  
Cooch Behar

*[Signature]*  
Chairman  
Cooch Behar Municipality  
Cooch Behar



**COOCH BEHAR MUNICIPALITY**  
**MISTRIPARA**  
**SLUM NO. 34, WARD NO. 15**  
**AREA:- 15460 SQM.**



**EXISTING LAND USE**

AREA OF SLUM : 15460 SQM.

POPULATION : 656

CLIENT : COOCH BEHAR MUNICIPALITY

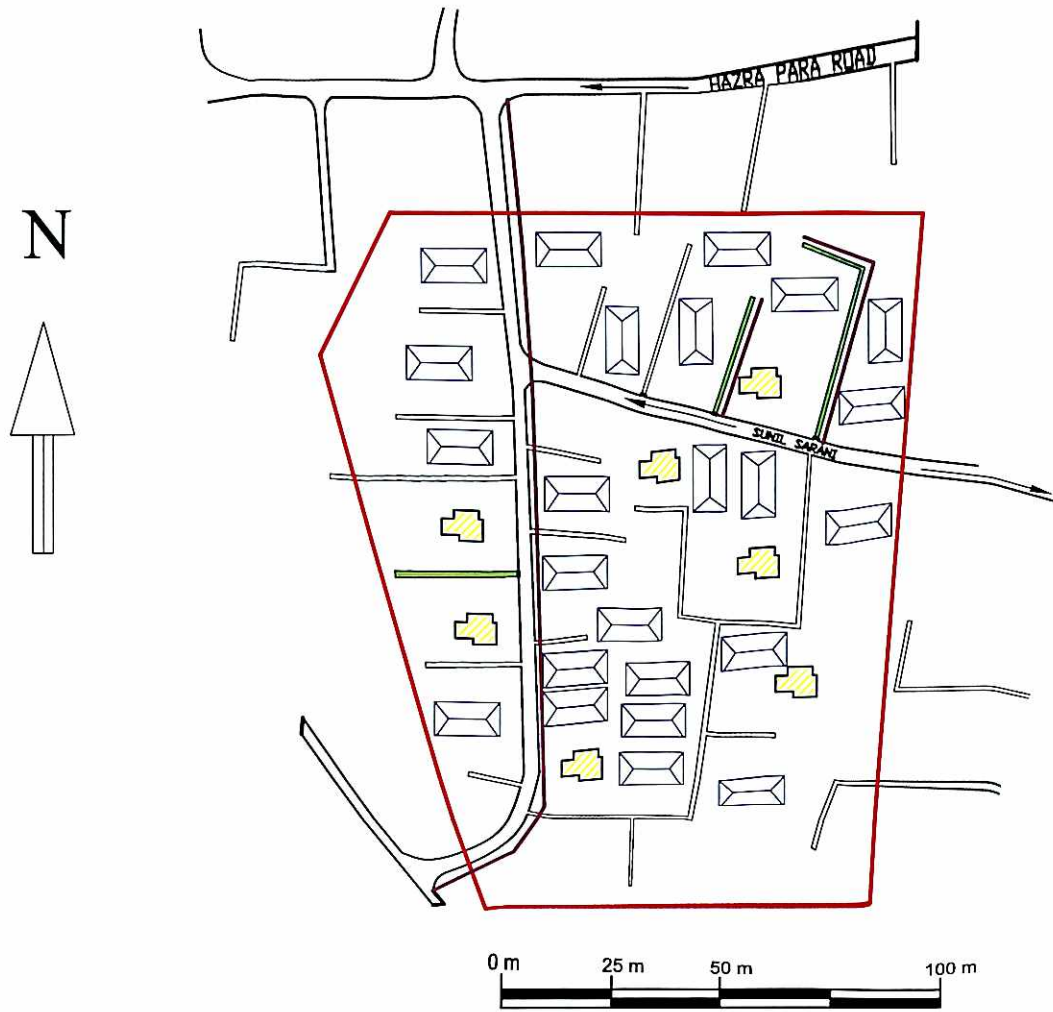
**LEGEND**

| ITEMS          | EXISTING<br>KUTCHA /<br>SEMI PUCCA | QTY     | PROPOSED<br>FOR 2018-19 |         |
|----------------|------------------------------------|---------|-------------------------|---------|
|                |                                    |         | PUCCA                   | QTY     |
| DWELLING HOUSE |                                    | 36 NOS. |                         | 31 NOS. |
| CONCRETE ROAD  |                                    |         |                         | 180 SQM |
| CONCRETE DRAIN |                                    |         |                         | 190 M   |
| SLUM BOUNDARY  |                                    |         |                         |         |

*Serhan*  
 Sub-Assistant Engineer  
 Cooch Behar Municipality  
 Cooch Behar

*[Signature]*  
 Chairman  
 Cooch Behar Municipality  
 Cooch Behar

**COOCH BEHAR MUNICIPALITY**  
**MATSAJIBI BASTI**  
**SLUM NO. 35, WARD NO. 15**  
**AREA:- 20640 SQM.**



**EXISTING LAND USE**

AREA OF SLUM : 20640 SQM.

POPULATION : 578

CLIENT : COOCH BEHAR MUNICIPALITY

**LEGEND**

| ITEMS          | EXISTING KUTCHA / SEMI PUCCA | QTY     | PROPOSED FOR 2018-19 |         |
|----------------|------------------------------|---------|----------------------|---------|
|                |                              |         | PUCCA                | QTY     |
| DWELLING HOUSE | ☐                            | 31 NOS. | ☒                    | 7 NOS.  |
| CONCRETE ROAD  |                              |         | —                    | 180 SQM |
| CONCRETE DRAIN |                              |         | —                    | 280 M   |
| SLUM BOUNDARY  |                              |         | —                    |         |

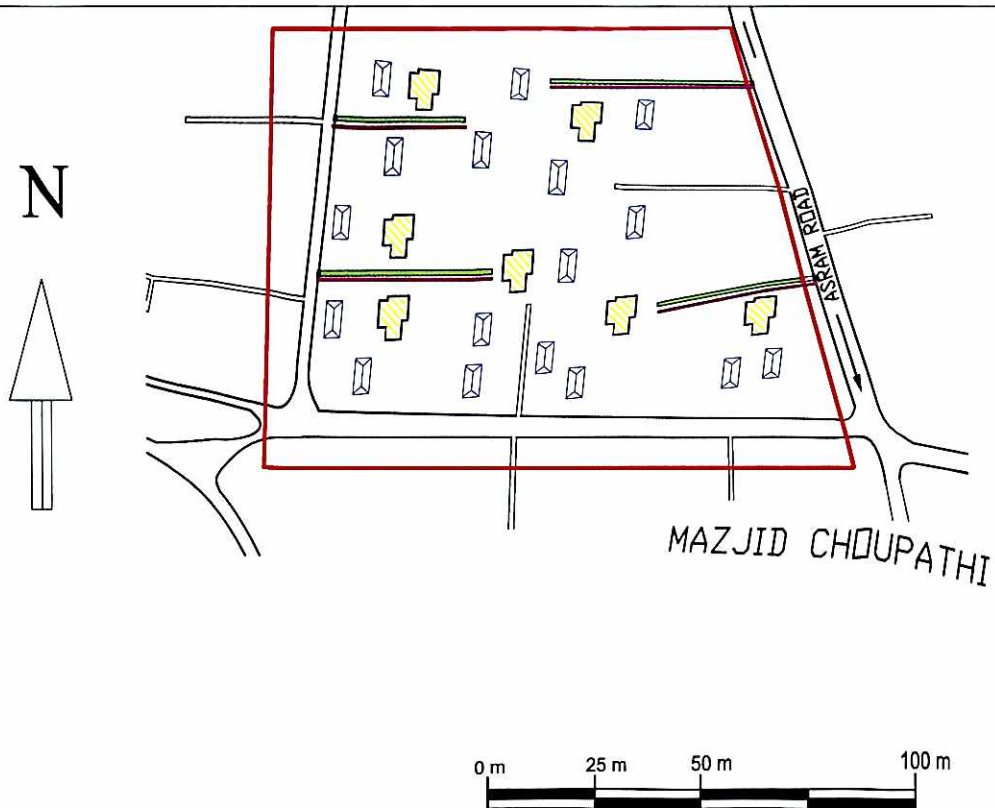
*Saha*  
 Sub-Assistant Engineer  
 Cooch Behar Municipality  
 Cooch Behar

*[Signature]*  
 Chairman  
 Cooch Behar Municipality  
 Cooch Behar



# COOCH BEHAR MUNICIPALITY

## MAHAMEDAN BASTI SLUM NO. 36, WARD NO. 15 AREA:- 11330 SQM.



### EXISTING LAND USE

AREA OF SLUM : 11330 SQM.

POPULATION : 359

CLIENT : COOCH BEHAR MUNICIPALITY

### LEGEND

| ITEMS          | EXISTING<br>KUTCHA /<br>SEMI PUCCA | QTY     | PROPOSED<br>FOR 2018-19 |         |
|----------------|------------------------------------|---------|-------------------------|---------|
|                |                                    |         | PUCCA                   | QTY     |
| DWELLING HOUSE |                                    | 24 NOS. |                         | 7 NOS.  |
| CONCRETE ROAD  |                                    |         |                         | 320 SQM |
| CONCRETE DRAIN |                                    |         |                         | 190 M   |
| SLUM BOUNDARY  |                                    |         |                         |         |

*Saha*  
Sub-Assistant Engineer  
Cooch Behar Municipality  
Cooch Behar

Chairman  
Cooch Behar Municipality  
Cooch Behar



# COOCH BEHAR MUNICIPALITY

## 1957 COLONY SLUM NO. 37, WARD NO. 15 AREA:- 23690 SQM.



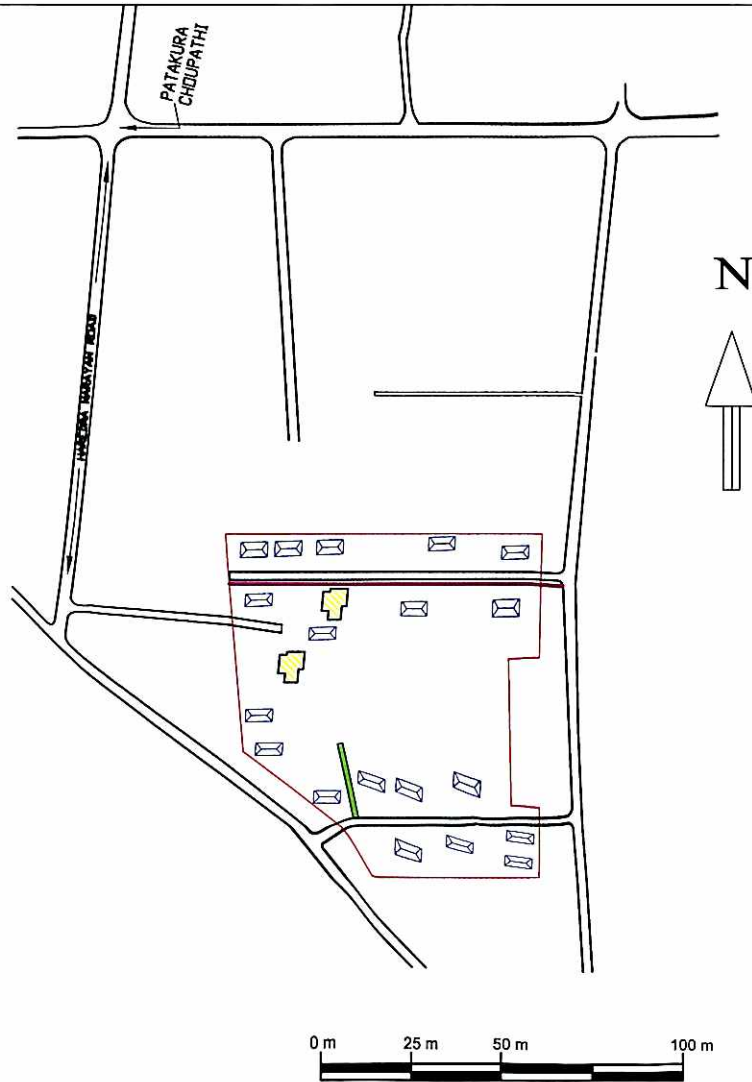
| <u>EXISTING LAND USE</u>          |                              |         |                      |         |
|-----------------------------------|------------------------------|---------|----------------------|---------|
| AREA OF SLUM : 23690 SQM.         |                              |         |                      |         |
| POPULATION : 181                  |                              |         |                      |         |
| CLIENT : COOCH BEHAR MUNICIPALITY |                              |         |                      |         |
| <u>LEGEND</u>                     |                              |         |                      |         |
| ITEMS                             | EXISTING KUTCHA / SEMI PUCCA | QTY     | PROPOSED FOR 2018-19 |         |
|                                   |                              |         | PUCCA                | QTY     |
| DWELLING HOUSE                    |                              | 23 NOS. |                      | 16 NOS. |
| CONCRETE ROAD                     |                              |         |                      | 220 SQM |
| CONCRETE DRAIN                    |                              |         |                      | 80 M    |
| SLUM BOUNDARY                     |                              |         |                      |         |

*Saha*  
Sub-Assistant Engineer  
Cooch Behar Municipality  
Cooch Behar

*[Signature]*  
Chairman  
Cooch Behar Municipal  
Cooch Behar

# COOCH BEHAR MUNICIPALITY

## K. D. ROAD BYE LANE SLUM NO. 38, WARD NO. 16 AREA:- 6859 SQM.



### INFORMATION TABLE

AREA OF SLUM : 6859 SQM.

POPULATION : 121

CLIENT : COOCH BEHAR MUNICIPALITY

### LEGEND

| ITEMS          | EXISTING<br>KUTCHA /<br>SEMI PUCCA | QTY     | PROPOSED<br>FOR 2018-19 |          |
|----------------|------------------------------------|---------|-------------------------|----------|
|                |                                    |         | PUCCA                   | QTY      |
| DWELLING HOUSE | ☐                                  | 21 NOS. | ☐                       | 2 NOS.   |
| CONCRETE ROAD  |                                    |         | —                       | 41.6 SQM |
| CONCRETE DRAIN |                                    |         | —                       | 90 M     |
| SLUM BOUNDARY  |                                    |         | —                       |          |

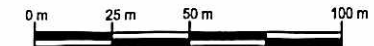
*Saha*  
Sub-Assistant Engineer  
Cooch Behar Municipality  
Cooch Behar

*[Signature]*  
Chairman  
Cooch Behar Municipality  
Cooch Behar

# COOCH BEHAR MUNICIPALITY

## SAHITYA SAVA BYE LANE SLUM NO. 43, WARD NO. 18

AREA:- 9553 SQM.



### INFORMATION TABLE

AREA OF SLUM : 9553 SQM.

POPULATION : 156

CLIENT : COOCH BEHAR MUNICIPALITY

### LEGEND

| ITEMS          | EXISTING<br>KUTCHA /<br>SEMI PUCCA | QTY     | PROPOSED<br>FOR 2018-19 |       |
|----------------|------------------------------------|---------|-------------------------|-------|
|                |                                    |         | PUCCA                   | QTY   |
| DWELLING HOUSE |                                    | 20 NOS. |                         | 1 NO. |
| CONCRETE ROAD  |                                    |         |                         |       |
| CONCRETE DRAIN |                                    |         |                         | 80 M  |
| SLUM BOUNDARY  |                                    |         |                         |       |

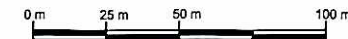
*Saha*  
Sub-Assistant Engineer  
Cooch Behar Municipality  
Cooch Behar

*[Signature]*  
Chairman  
Cooch Behar Municipality  
Cooch Behar



**COOCH BEHAR MUNICIPALITY**

**SUSHIL DAS PALLY**  
**SLUM NO. 44, WARD NO. 19**  
**AREA:- 49920 SQM.**



**INFORMATION TABLE**

|                                   |
|-----------------------------------|
| AREA OF SLUM : 49920 SQM.         |
| POPULATION : 1803                 |
| CLIENT : COOCH BEHAR MUNICIPALITY |

**LEGEND**

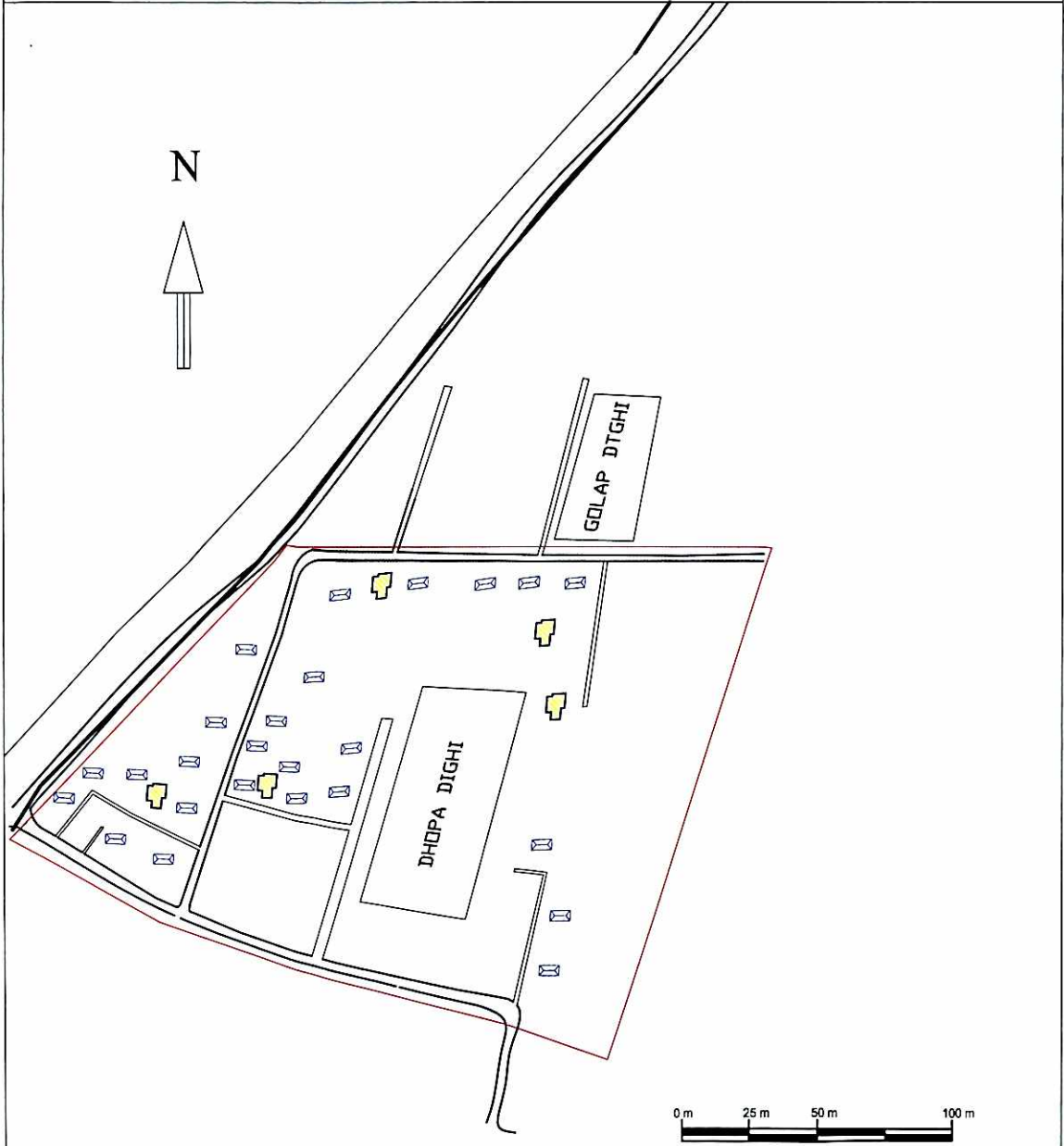
| ITEMS          | EXISTING KUTCHA / SEMI PUCCA | QTY     | PROPOSED FOR 2018-19 |        |
|----------------|------------------------------|---------|----------------------|--------|
|                |                              |         | PUCCA                |        |
| DWELLING HOUSE |                              | 86 NOS. |                      | 8 NOS. |
| CONCRETE ROAD  |                              |         |                      |        |
| CONCRETE DRAIN |                              |         |                      | 360 M  |
| SLUM BOUNDARY  |                              |         |                      |        |

*Saha*  
**Sub-Assistant Engineer**  
 Cooch Behar Municipality  
 Cooch Behar

*[Signature]*  
**Chairman**  
 Cooch Behar Municipality  
 Cooch Behar

# COOCH BEHAR MUNICIPALITY

## LICHU TALA COLONY-I SLUM NO. 45, WARD NO. 19 AREA:- 38240 SQM.



  
**Sub-Assistant Engineer**  
**Cooch Behar Municipality**  
**Cooch Behar**

  
**Chairman**  
**Cooch Behar Municipality**  
**Cooch Behar**






### INFORMATION TABLE

AREA OF SLUM : 38240 SQM.

POPULATION : 708

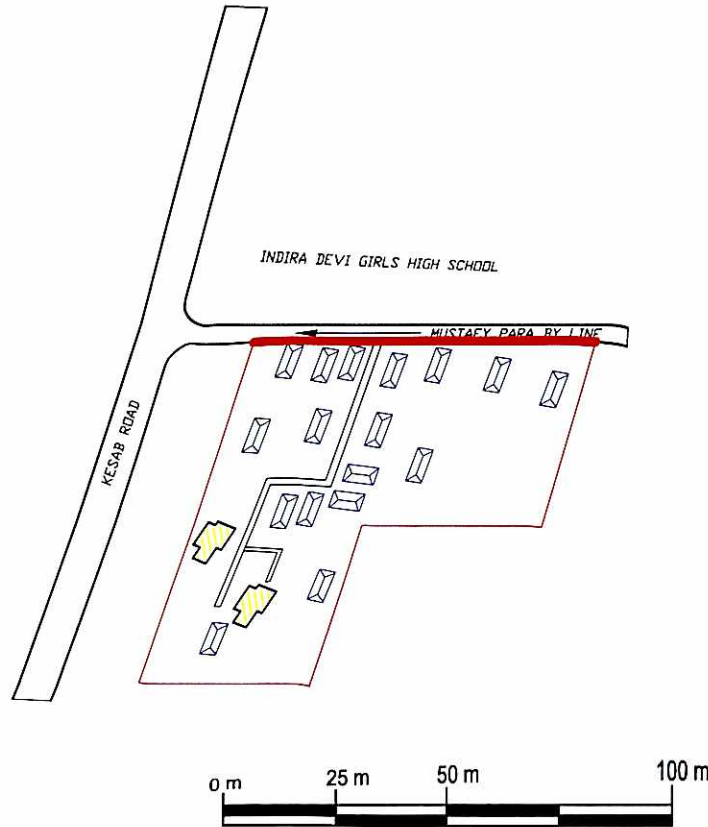
CLIENT : COOCH BEHAR MUNICIPALITY

### LEGEND

| ITEMS          | EXISTING KUTCHA / SEMI PUCCA  | QTY     | PROPOSED FOR 2018-19  |        |
|----------------|---|---------|---|--------|
|                |   |         | PUCCA   |        |
| DWELLING HOUSE |  | 28 NOS. |  | 5 NOS. |
| CONCRETE ROAD  |   |         |  |        |
| CONCRETE DRAIN |   |         |  |        |
| SLUM BOUNDARY  |   |         |  |        |

# COOCH BEHAR MUNICIPALITY

## MUSTAFI PARA SLUM NO. 47, WARD NO. 19 AREA:- 4689 SQM.








### INFORMATION TABLE

AREA OF SLUM : 4689 SQM.

POPULATION : 82

CLIENT : COOCH BEHAR MUNICIPALITY

### LEGEND

| ITEMS          | EXISTING<br>KUTCHA /<br>SEMI PUCCA  | QTY     | PROPOSED<br>FOR 2018-19   |        |
|----------------|---|---------|---|--------|
|                |   |         | PUCCA   |        |
| DWELLING HOUSE |  | 19 NOS. |  | 2 NOS. |
| CONCRETE ROAD  |   |         |  |        |
| CONCRETE DRAIN |   |         |  |        |
| SLUM BOUNDARY  |   |         |   |        |

*Saha*

Sub-Assistant Engineer  
Cooch Behar Municipality  
Cooch Behar

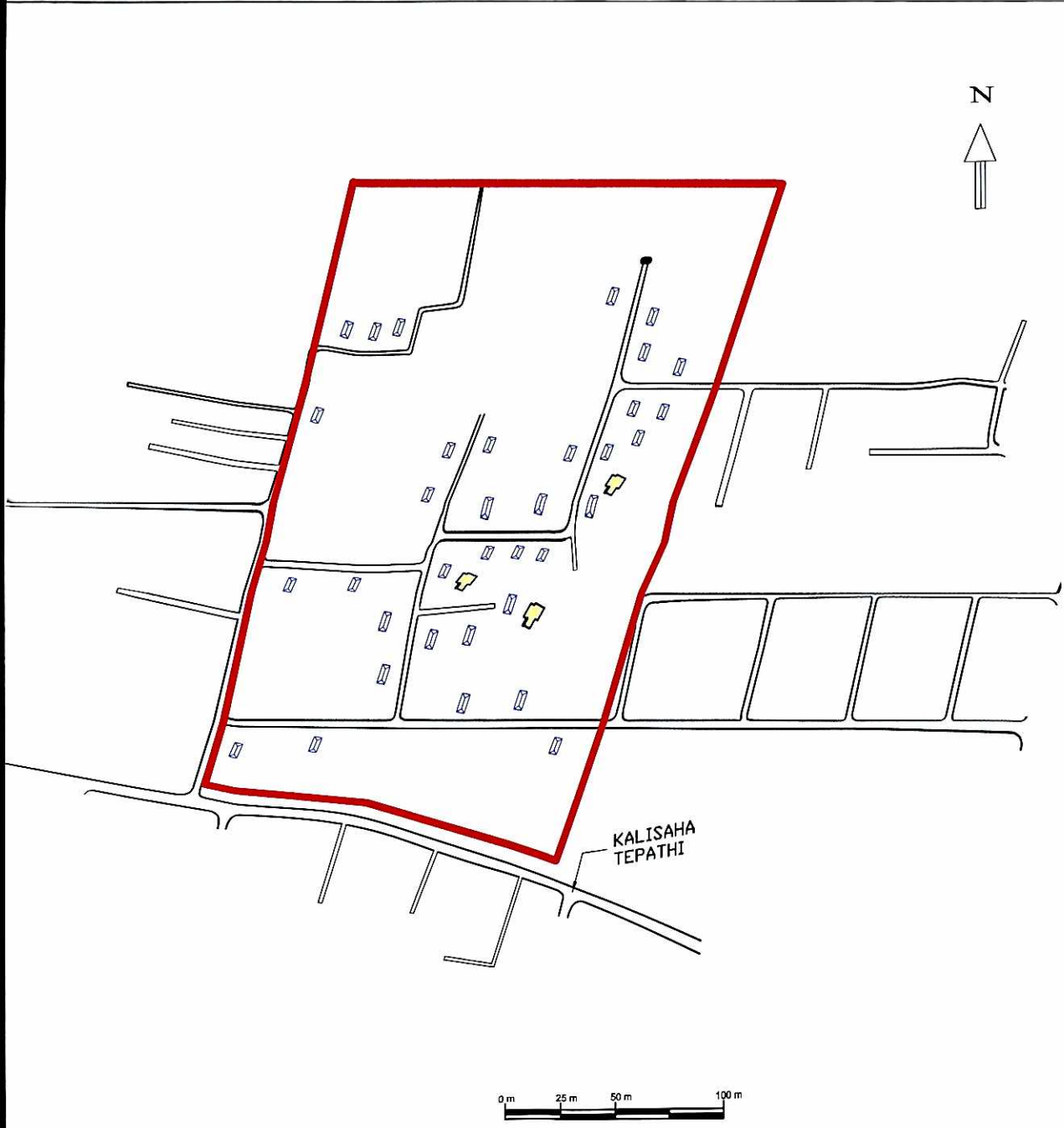
*[Signature]*

Chairman  
Cooch Behar Municipality  
Cooch Behar



**COOCH BEHAR MUNICIPALITY**

**DHAKESWARI COLONY WEST**  
**SLUM NO. 54, WARD NO. 03**  
**AREA:- 38110 SQM.**



*Saha*  
**Sub-Assistant Engineer**  
**Cooch Behar Municipality**  
**Cooch Behar**

*MAB*  
**Chairman**  
**Cooch Behar Municipality**  
**Cooch Behar**

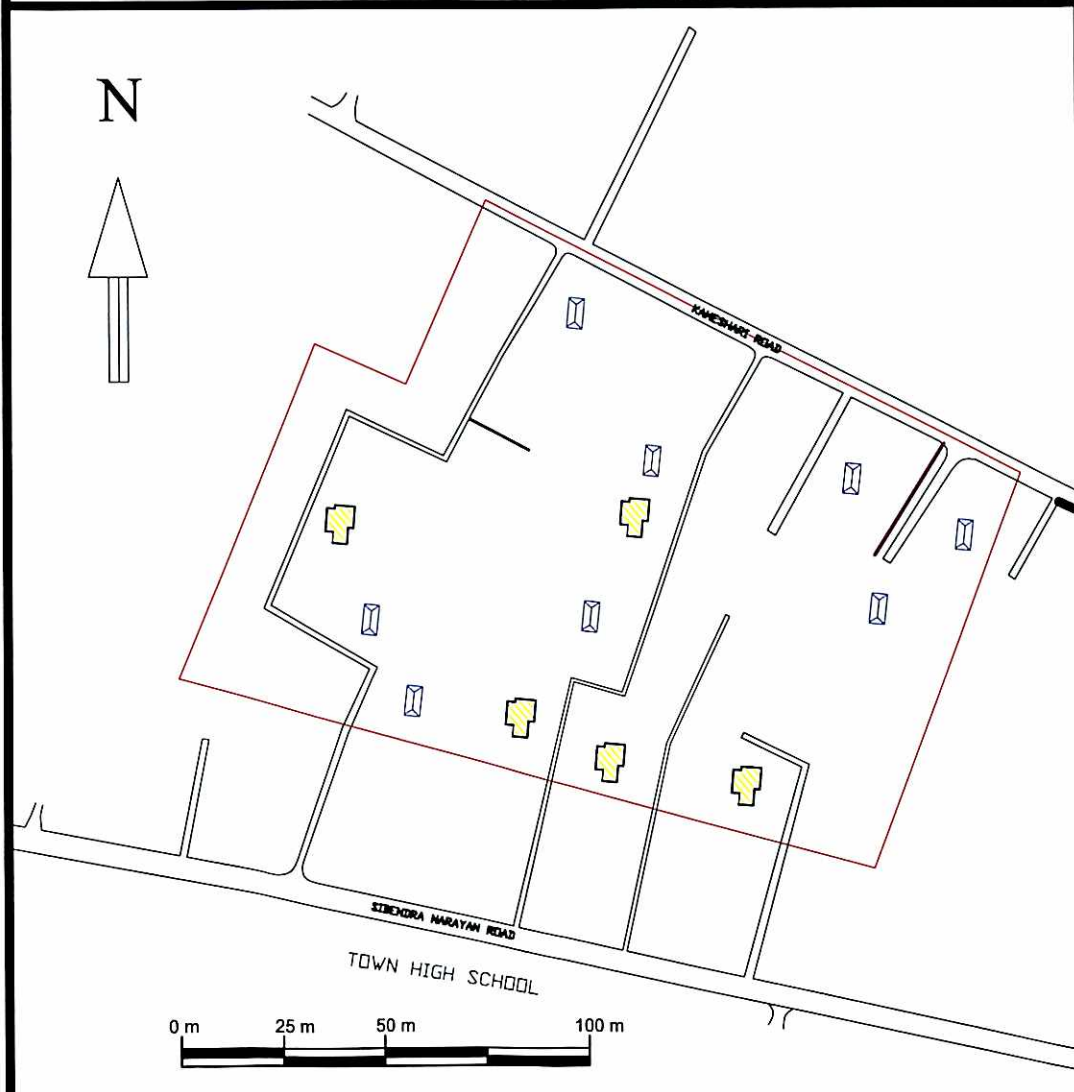
| <b>INFORMATION TABLE</b>          |                              |         |                      |        |
|-----------------------------------|------------------------------|---------|----------------------|--------|
| AREA OF SLUM : 38110 SQM.         |                              |         |                      |        |
| POPULATION : 508                  |                              |         |                      |        |
| CLIENT : COOCH BEHAR MUNICIPALITY |                              |         |                      |        |
| <b>LEGEND</b>                     |                              |         |                      |        |
| ITEMS                             | EXISTING KUTCHA / SEMI PUCCA | QTY     | PROPOSED FOR 2018-19 |        |
| DWELLING HOUSE                    |                              | 37 NOS. |                      | 3 NOS. |
| CONCRETE ROAD                     |                              |         |                      |        |
| CONCRETE DRAIN                    |                              |         |                      |        |
| SLUM BOUNDARY                     |                              |         |                      |        |

# COOCH BEHAR MUNICIPALITY

## KAMESWARI RD 2ND BY LANE

### SLUM NO. 55, WARD NO. 04

AREA:- 31900 SQM.



#### INFORMATION TABLE

AREA OF SLUM : 31900 SQM.

POPULATION : 568

CLIENT : COOCH BEHAR MUNICIPALITY

#### LEGEND

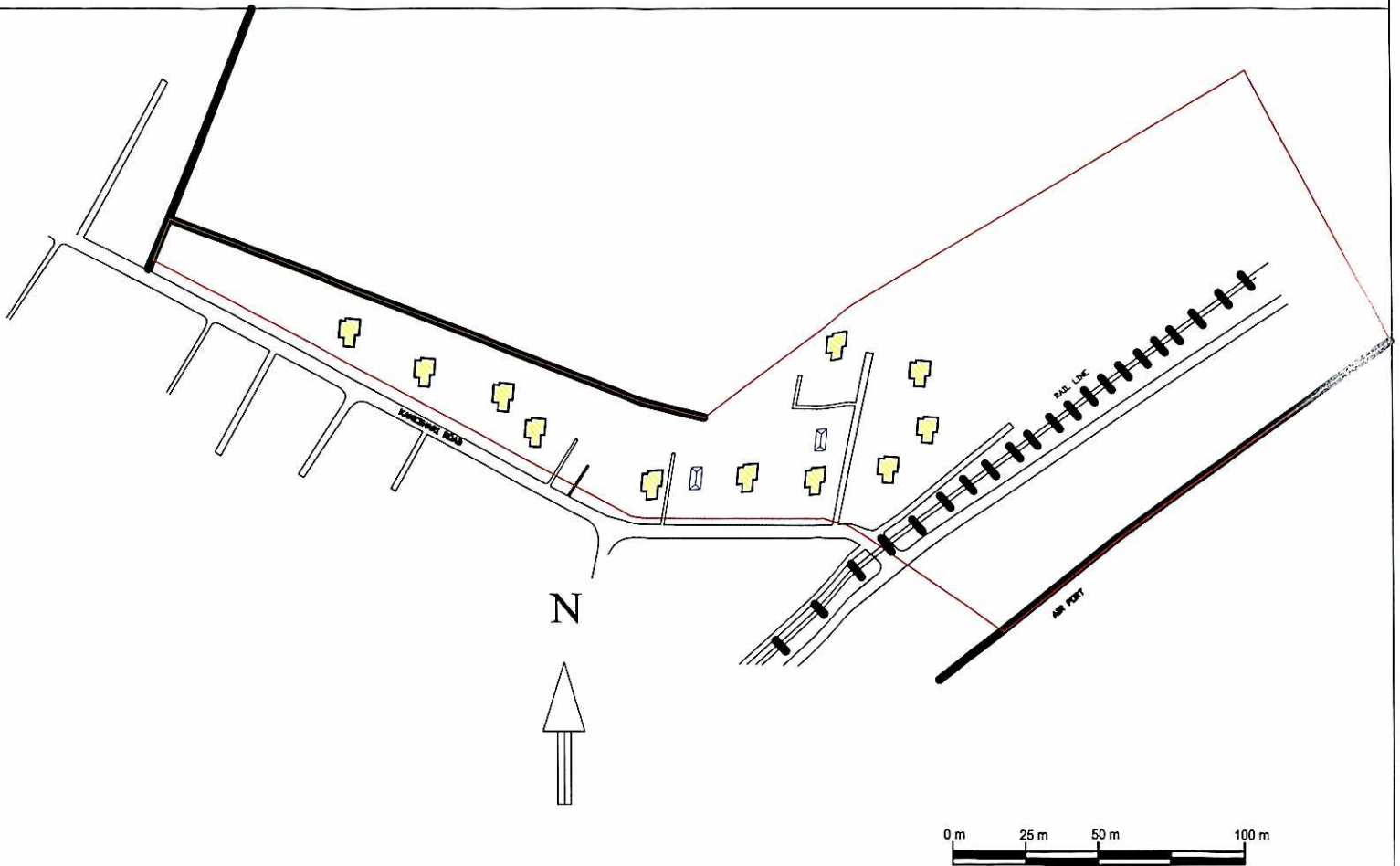
| ITEMS          | EXISTING KUTCHA / SEMI PUCCA | QTY     | PROPOSED FOR 2018-19 |        |
|----------------|------------------------------|---------|----------------------|--------|
|                |                              |         | PUCCA                | QTY    |
| DWELLING HOUSE |                              | 10 NOS. |                      | 5 NOS. |
| CONCRETE ROAD  |                              |         |                      |        |
| CONCRETE DRAIN |                              |         |                      | 30 M   |
| SLUM BOUNDARY  |                              |         |                      |        |

*S. Subha*  
 Sub-Assistant Engineer  
 Cooch Behar Municipality  
 Cooch Behar

*[Signature]*  
 Chairman  
 Cooch Behar Municipality  
 Cooch Behar

# COOCH BEHAR MUNICIPALITY

## SALBAGAN COLONY SLUM NO. 56, WARD NO. 04 AREA:- 34110 SQM.



### INFORMATION TABLE

|                                   |
|-----------------------------------|
| AREA OF SLUM : 33600 SQM.         |
| POPULATION : 445                  |
| CLIENT : COOCH BEHAR MUNICIPALITY |

### LEGEND

| ITEMS          | EXISTING<br>KUTCHA /<br>SEMI PUCCA | QTY     | PROPOSED<br>FOR 2018-19 |         |
|----------------|------------------------------------|---------|-------------------------|---------|
|                |                                    |         | PUCCA                   | QTY     |
| DWELLING HOUSE |                                    | 13 NOS. |                         | 11 NOS. |
| CONCRETE ROAD  |                                    |         |                         |         |
| CONCRETE DRAIN |                                    |         |                         |         |
| SLUM BOUNDARY  |                                    |         |                         |         |

*Signature*

Sub-Assistant Engineer  
Cooch Behar Municipality  
Cooch Behar

*Signature*

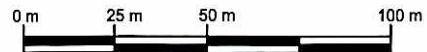
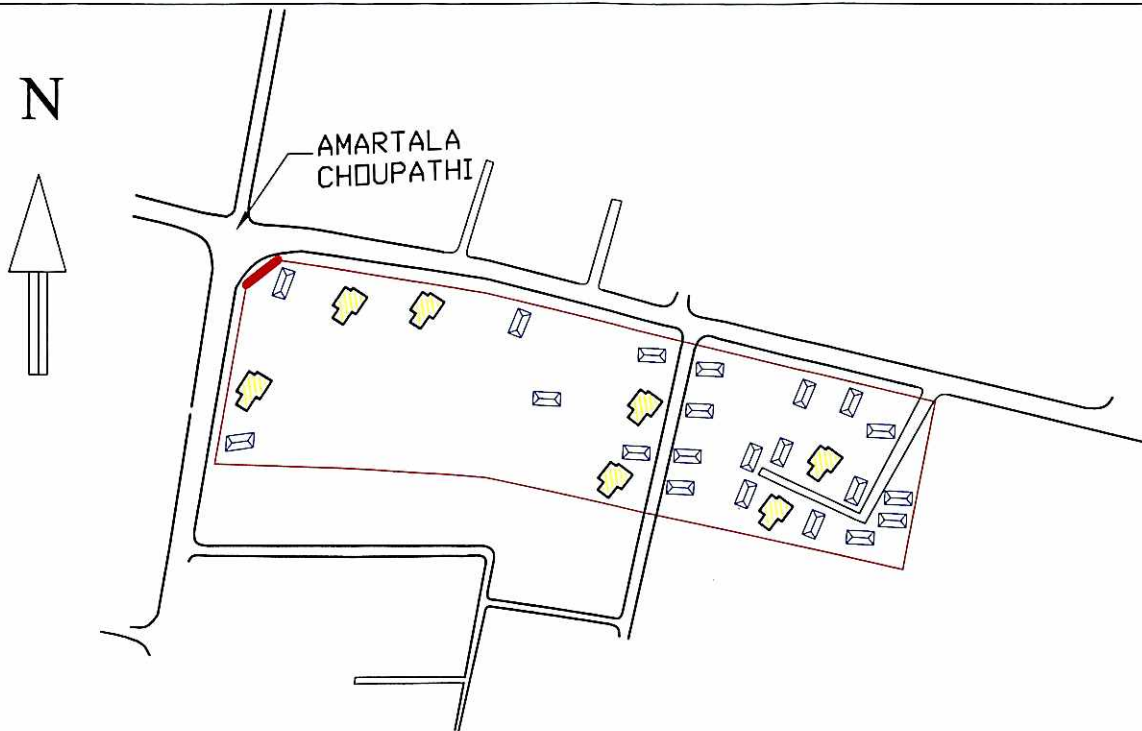
Chairman  
Cooch Behar Municipality  
Cooch Behar



# COOCH BEHAR MUNICIPALITY

## RABIDAS PALLY NORTH SLUM NO. 57, WARD NO. 05

AREA:- 8580 SQM.



### INFORMATION TABLE

AREA OF SLUM : 8580 SQM.

POPULATION : 349

CLIENT : COOCH BEHAR MUNICIPALITY

### LEGEND

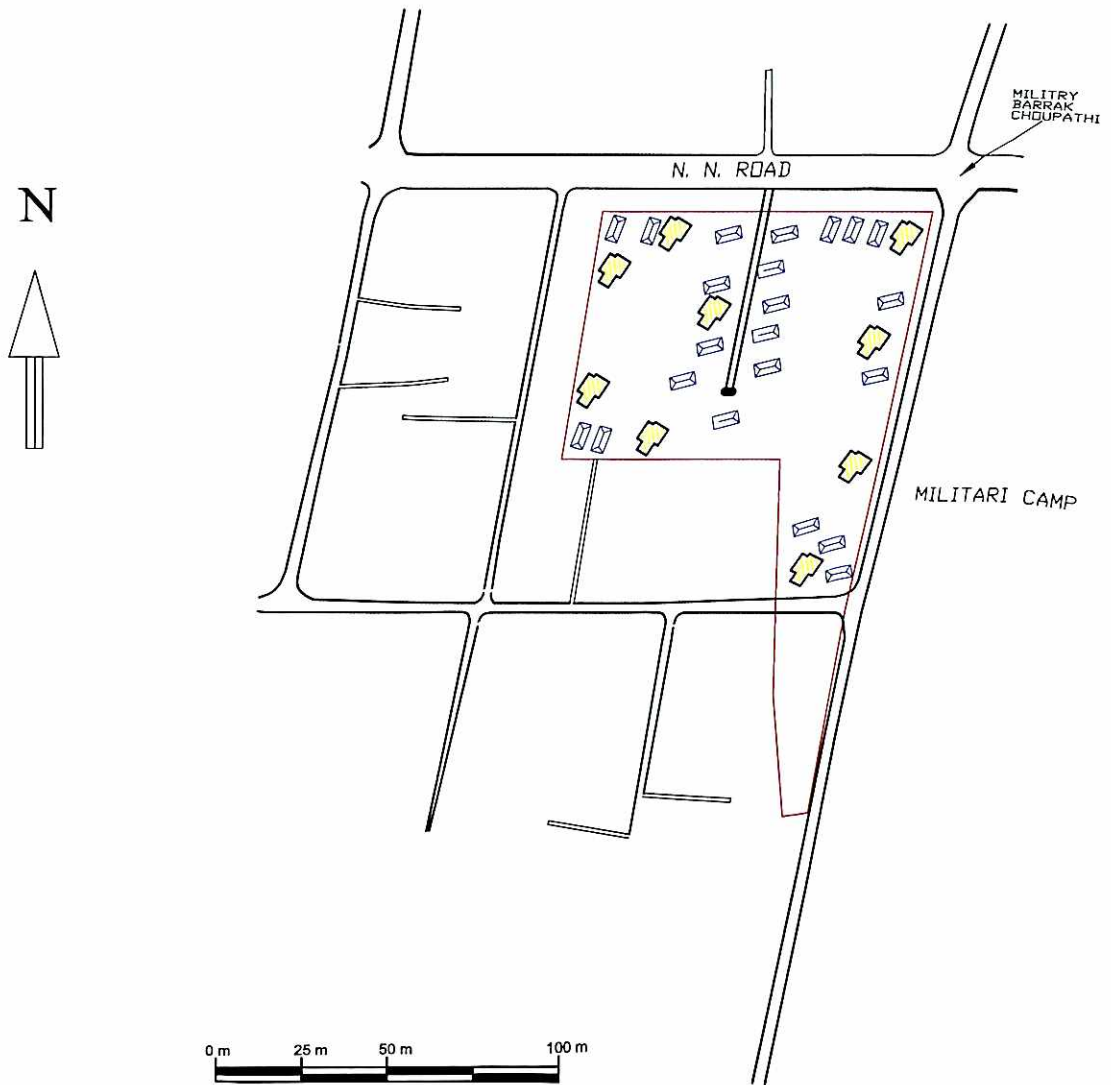
| ITEMS          | EXISTING<br>KUTCHA /<br>SEMI PUCCA | QTY     | PROPOSED<br>FOR 2018-19 |        |
|----------------|------------------------------------|---------|-------------------------|--------|
|                |                                    |         | PUCCA                   |        |
| DWELLING HOUSE |                                    | 28 NOS. |                         | 7 NOS. |
| CONCRETE ROAD  |                                    |         |                         |        |
| CONCRETE DRAIN |                                    |         |                         |        |
| SLUM BOUNDARY  |                                    |         |                         |        |

*Saha*  
Sub-Assistant Engineer  
Cooch Behar Municipality  
Cooch Behar

*M.B.*  
Chairman  
Cooch Behar Municipality  
Cooch Behar

# COOCH BEHAR MUNICIPALITY

## NUTUN PALLY EAST SLUM NO. 59, WARD NO. 08 AREA:- 7248 SQM.



### INFORMATION TABLE

AREA OF SLUM : 7248 SQM.

POPULATION : 367

CLIENT : COOCH BEHAR MUNICIPALITY

### LEGEND

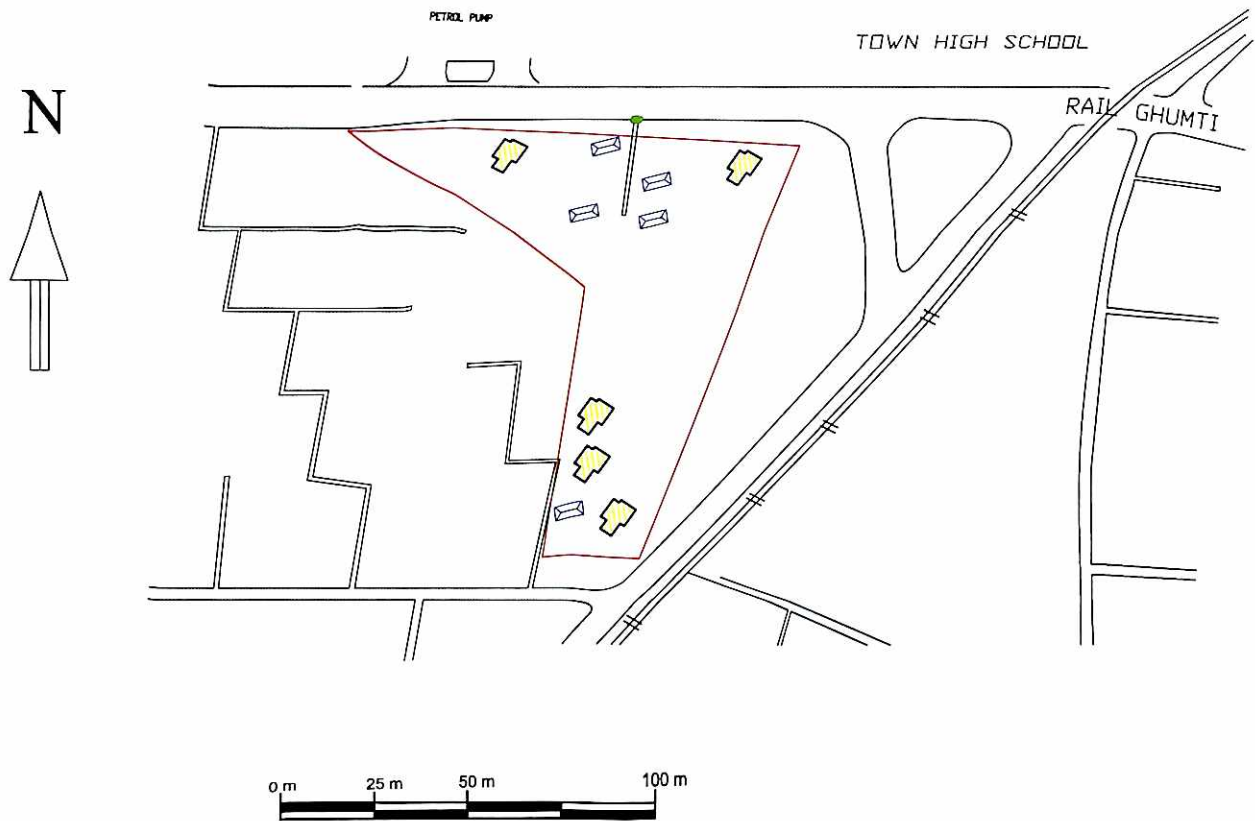
| ITEMS          | EXISTING KUTCHA / SEMI PUCCA | QTY     | PROPOSED FOR 2018-19 |        |
|----------------|------------------------------|---------|----------------------|--------|
|                |                              |         | PUCCA                |        |
| DWELLING HOUSE |                              | 31 NOS. |                      | 9 NOS. |
| CONCRETE ROAD  |                              |         |                      |        |
| CONCRETE DRAIN |                              |         |                      |        |
| SLUM BOUNDARY  |                              |         |                      |        |

*Saha*  
Sub-Assistant Engineer  
Cooch Behar Municipality  
Cooch Behar

*[Signature]*  
Chairman  
Cooch Behar Municipality  
Cooch Behar

# COOCH BEHAR MUNICIPALITY

## KASAI PATTY EAST SLUM NO. 60, WARD NO. 09 AREA:- 8186 SQM.



### INFORMATION TABLE

AREA OF SLUM : 8186 SQM.

POPULATION : 402

CLIENT : COOCH BEHAR MUNICIPALITY

### LEGEND

| ITEMS          | EXISTING<br>KUTCHA /<br>SEMI PUCCA | QTY     | PROPOSED<br>FOR 2018-19 |        |
|----------------|------------------------------------|---------|-------------------------|--------|
|                |                                    |         | PUCCA                   |        |
| DWELLING HOUSE |                                    | 10 NOS. |                         | 5 NOS. |
| CONCRETE ROAD  |                                    |         |                         |        |
| CONCRETE DRAIN |                                    |         |                         |        |
| SLUM BOUNDARY  |                                    |         |                         |        |

*Suha*  
Sub-Assistant Engineer  
Cooch Behar Municipality  
Cooch Behar

*[Signature]*  
Chairman  
Cooch Behar Municipality  
Cooch Behar



**COOCH BEHAR MUNICIPALITY**

**GANDHI COLONY WEST  
SLUM NO. 63, WARD NO. 11  
AREA:- 10300 SQM.**



*S. Saha*  
Sub-Assistant Engineer  
Cooch Behar Municipality  
Cooch Behar

*[Signature]*  
Chairman  
Cooch Behar Municipality  
Cooch Behar

**INFORMATION TABLE**

|                                   |
|-----------------------------------|
| AREA OF SLUM : 10300 SQM.         |
| POPULATION : 602                  |
| CLIENT : COOCH BEHAR MUNICIPALITY |

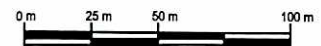
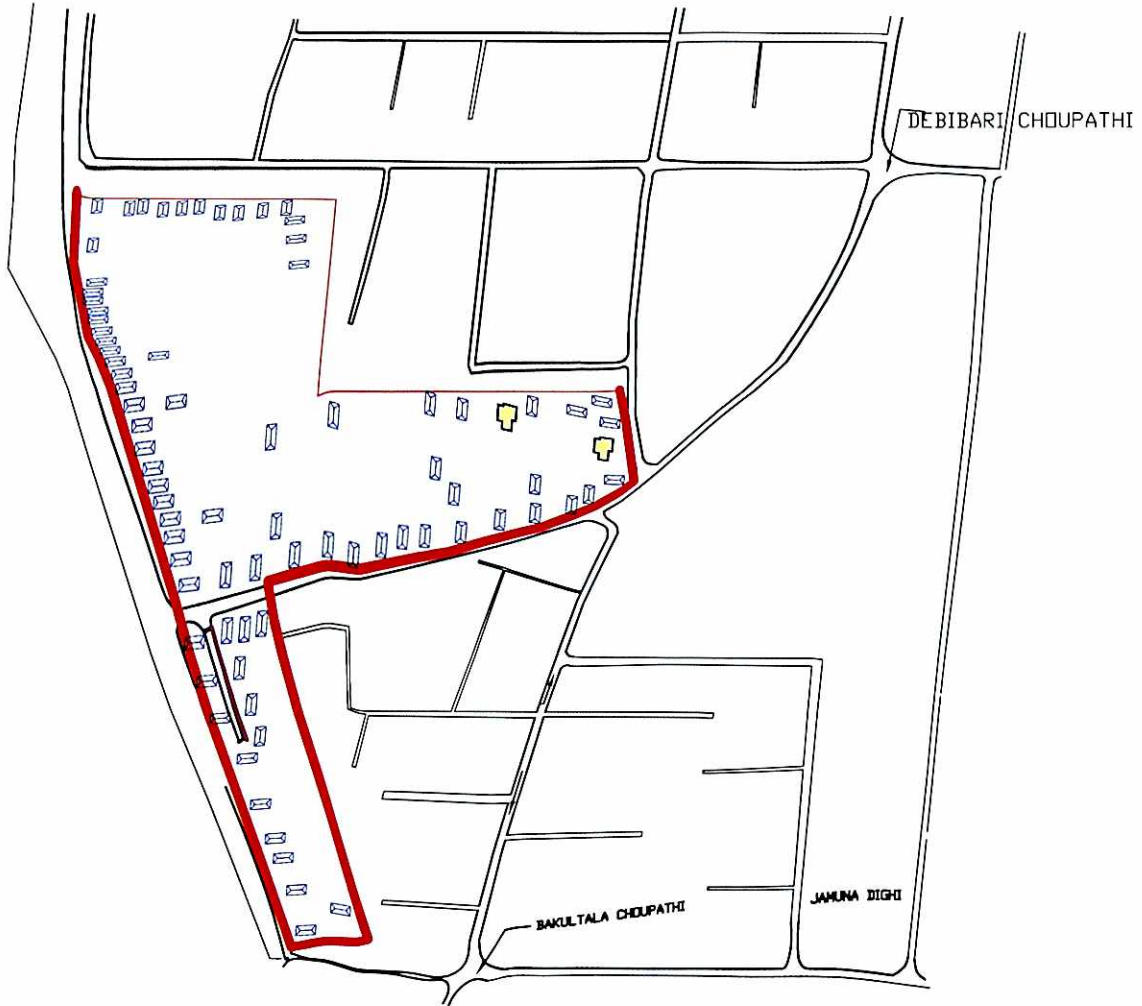
**LEGEND**

| ITEMS          | EXISTING<br>KUTCHA /<br>SEMI PUCCA | QTY     | PROPOSED<br>FOR 2018-19 |        |
|----------------|------------------------------------|---------|-------------------------|--------|
|                |                                    |         | PUCCA                   | QTY    |
| DWELLING HOUSE |                                    | 12 NOS. |                         | 2 NOS. |
| CONCRETE ROAD  |                                    |         |                         |        |
| CONCRETE DRAIN |                                    |         |                         | 120 M  |
| SLUM BOUNDARY  |                                    |         |                         |        |

**COOCH BEHAR MUNICIPALITY**

**SUSHIL DAS PALLY SOUTH  
SLUM NO. 68, WARD NO. 19**

**AREA:- 9990 SQM.**



*Saha*

**Sub-Assistant Engineer  
Cooch Behar Municipality  
Cooch Behar**

*[Signature]*

**Chairman  
Cooch Behar Municipality  
Cooch Behar**

**INFORMATION TABLE**

AREA OF SLUM : 9990 SQM.

POPULATION : 584

CLIENT : COOCH BEHAR MUNICIPALITY

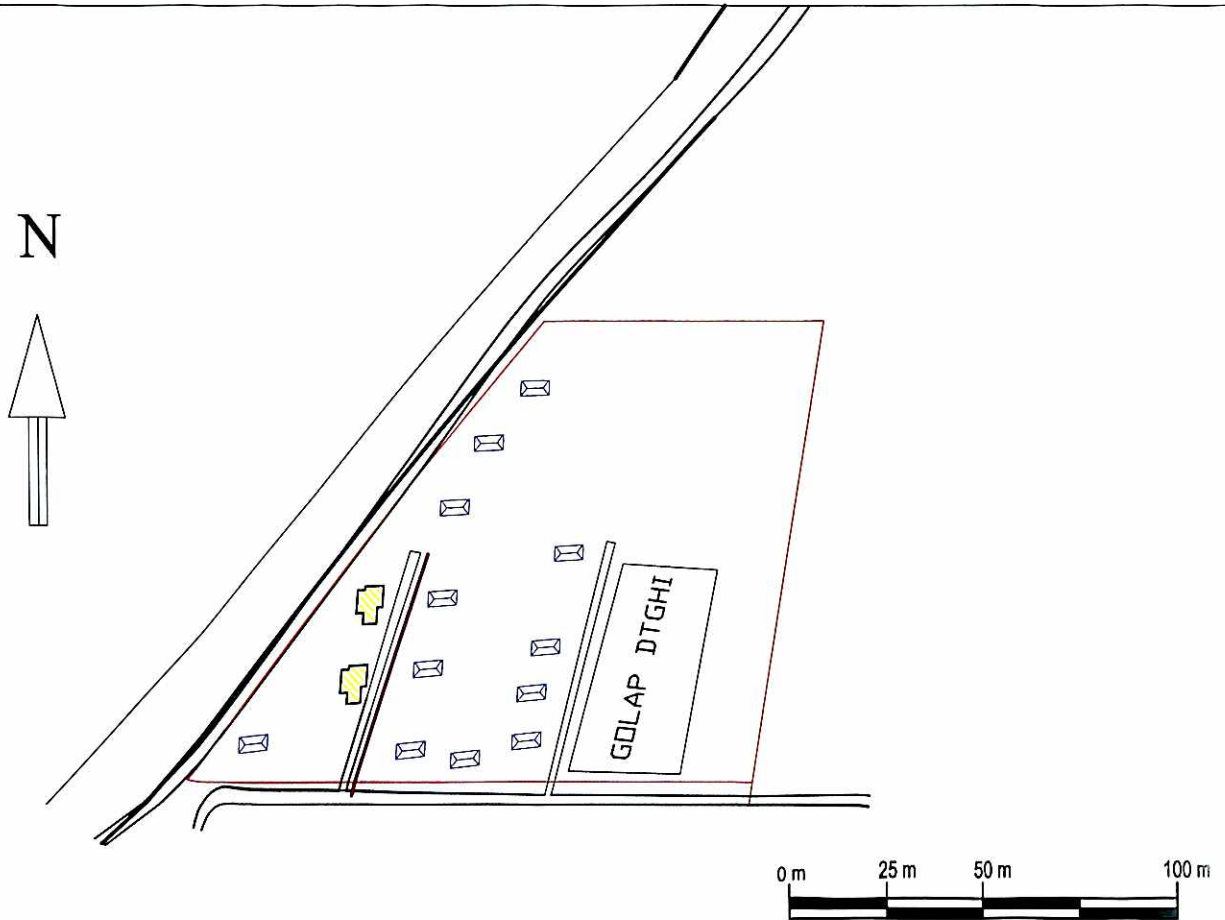
**LEGEND**

| ITEMS          | EXISTING<br>KUTCHA /<br>SEMI PUCCA | QTY     | PROPOSED<br>FOR 2018-19 |        |
|----------------|------------------------------------|---------|-------------------------|--------|
|                |                                    |         | PUCCA                   |        |
| DWELLING HOUSE |                                    | 83 NOS. |                         | 2 NOS. |
| CONCRETE ROAD  |                                    |         |                         |        |
| CONCRETE DRAIN |                                    |         |                         | 50 M   |
| SLUM BOUNDARY  |                                    |         |                         |        |

# COOCH BEHAR MUNICIPALITY

## LICHU TALA COLONY-II SLUM NO. 69, WARD NO. 19

AREA:- 17060 SQM.



### INFORMATION TABLE

AREA OF SLUM : 17060 SQM.

POPULATION : 248

CLIENT : COOCH BEHAR MUNICIPALITY

### LEGEND

| ITEMS          | EXISTING<br>KUTCHA /<br>SEMI PUCCA | QTY     | PROPOSED<br>FOR 2018-19 |        |
|----------------|------------------------------------|---------|-------------------------|--------|
|                |                                    |         | PUCCA                   |        |
| DWELLING HOUSE |                                    | 14 NOS. |                         | 2 NOS. |
| CONCRETE ROAD  |                                    |         |                         |        |
| CONCRETE DRAIN |                                    |         |                         | 40 M   |
| SLUM BOUNDARY  |                                    |         |                         |        |

*Saha*  
Sub-Assistant Engineer  
Cooch Behar Municipality  
Cooch Behar

*[Signature]*  
Chairman  
Cooch Behar Municipality  
Cooch Behar



# COOCH BEHAR MUNICIPALITY

## WORK AND COST SUMMARY - SLUM WISE DETAILS ( 2018-19 )

| Slum No. | Name of Slum                         | Area SqKm | Population | HOUSING                               |        | PHYSICAL INFRASTRUCTURE     |       |                                    |      | Grand Total (Rs. In lakh) |
|----------|--------------------------------------|-----------|------------|---------------------------------------|--------|-----------------------------|-------|------------------------------------|------|---------------------------|
|          |                                      |           |            | Dwelling Units (@ Rs.3.68 Lakh/ each) |        | Drainage (M) (Rs.2721.00/M) |       | Concrete Roads (@ Rs. 814.00/Sqm.) |      |                           |
|          |                                      |           |            | Qty.                                  | Amt.   | Qty.                        | Amt.  | Qty.                               | Amt. |                           |
| 1        | MANTU DAS GUPTA PALLY (S.C-001)      | 0.1078    | 1582       | 5                                     | 18.40  | 140                         | 3.81  | 100                                | 0.81 | 23.02                     |
| 3        | SHYMA PRASAD PALLY (S.C-003)         | 0.0099    | 157        | 3                                     | 11.04  | 50                          | 1.36  | 0                                  | 0.00 | 12.40                     |
| 4        | SHIB JOGGA ROAD (S.C.-004)           | 0.0099    | 157        | 1                                     | 3.68   | 0                           | 0.00  | 0                                  | 0.00 | 3.68                      |
| 5        | A.P.C. ROAD BYE LANE (S.C.-005)      | 0.0058    | 64         | 1                                     | 3.68   | 40                          | 1.09  | 220                                | 1.79 | 6.56                      |
| 6        | DHAKESWARI COLONY (S.C-006)          | 0.0239    | 483        | 3                                     | 11.04  | 240                         | 6.53  | 0                                  | 0.00 | 17.57                     |
| 7        | KALA BAGAN NETAJI COLONY (S.C-007)   | 0.0183    | 488        | 6                                     | 22.08  | 40                          | 1.09  | 50                                 | 0.41 | 23.58                     |
| 8        | ASHUTOSH COLONY-I (S.C-008)          | 0.0072    | 218        | 1                                     | 3.68   | 0                           | 0.00  | 0                                  | 0.00 | 3.68                      |
| 9        | ASHUTOSH COLONY-II (S.C-009)         | 0.0183    | 256        | 1                                     | 3.68   | 0                           | 0.00  | 0                                  | 0.00 | 3.68                      |
| 10       | S.N RD BYE LANE (S.C-010)            | 0.0202    | 716        | 15                                    | 55.20  | 230                         | 6.26  | 0                                  | 0.00 | 61.46                     |
| 11       | KAMESWARI RD BYE LANE (S.C-011)      | 0.0227    | 257        | 9                                     | 33.12  | 340                         | 9.25  | 90                                 | 0.73 | 43.10                     |
| 12       | SALBAGAN WEST (S.C-012)              | 0.0341    | 713        | 18                                    | 66.24  | 300                         | 8.16  | 100                                | 0.81 | 75.22                     |
| 13       | RABI DAS PALLY (S.C-013)             | 0.0218    | 600        | 2                                     | 7.36   | 0                           | 0.00  | 100                                | 0.81 | 8.17                      |
| 14       | NEW DABRI (S.C.-014)                 | 0.1072    | 1386       | 20                                    | 73.60  | 360                         | 9.80  | 100                                | 0.81 | 84.21                     |
| 15       | SUKANTA SARANI (S.C-015)             | 0.0158    | 314        | 5                                     | 18.40  | 390                         | 10.61 | 50                                 | 0.41 | 29.42                     |
| 17       | DHOBI PATTY (S.C-017)                | 0.0054    | 138        | 8                                     | 29.44  | 180                         | 4.90  | 0                                  | 0.00 | 34.34                     |
| 19       | SILVER JUBILEE RD BYE LN (S.C-019)   | 0.0040    | 113        | 2                                     | 7.36   | 0                           | 0.00  | 0                                  | 0.00 | 7.36                      |
| 20       | NUTUN PALLY (S.C-020)                | 0.0637    | 1875       | 21                                    | 77.28  | 495                         | 13.47 | 120                                | 0.98 | 91.73                     |
| 21       | DAL PATTY (S,C.-021)                 | 0.0042    | 125        | 1                                     | 3.68   | 0                           | 0.00  | 0                                  | 0.00 | 3.68                      |
| 22       | KASHAI PATTY (S,C.-022)              | 0.0101    | 199        | 12                                    | 44.16  | 160                         | 4.35  | 80                                 | 0.65 | 49.16                     |
| 23       | POULTRY FARM (S.C.-023)              | 0.0152    | 421        | 3                                     | 11.04  | 0                           | 0.00  | 0                                  | 0.00 | 11.04                     |
| 24       | KHARIMALA KHAGRABARI (S.C.-024)      | 0.0191    | 474        | 1                                     | 3.68   | 0                           | 0.00  | 0                                  | 0.00 | 3.68                      |
| 26       | VIVEKANANDA STREET BY LANE (S.C-026) | 0.0893    | 642        | 2                                     | 7.36   | 80                          | 2.18  | 120                                | 0.98 | 10.51                     |
| 27       | SHIB DIGHI BY LANE (S.C-027)         | 0.089     | 593        | 4                                     | 14.72  | 0                           | 0.00  | 0                                  | 0.00 | 14.72                     |
| 28       | GANDHI COLONY (S.C-028)              | 0.0487    | 1945       | 8                                     | 29.44  | 290                         | 7.89  | 70                                 | 0.57 | 37.90                     |
| 29       | PANTHA SHALA RD BYE LANE (S.C-029)   | 0.0107    | 95         | 2                                     | 7.36   | 0                           | 0.00  | 0                                  | 0.00 | 7.36                      |
| 30       | B.C. ROAD BYE LANE (S.C.-030)        | 0.0110    | 157        | 2                                     | 7.36   | 0                           | 0.00  | 0                                  | 0.00 | 7.36                      |
| 31       | RABINRA NAGAR COLONY(S.C.-031)       | 0.0092    | 322        | 19                                    | 69.92  | 290                         | 7.89  | 100                                | 0.81 | 78.62                     |
| 32       | GOLAP TALA COLONY (S.C.-032)         | 0.0381    | 734        | 2                                     | 7.36   | 410                         | 11.16 | 0                                  | 0.00 | 18.52                     |
| 33       | EXTREME SOUTH POINT (S.C-033)        | 0.0109    | 224        | 2                                     | 7.36   | 290                         | 7.89  | 0                                  | 0.00 | 15.25                     |
| 34       | MISTRI PARA (S.C-034)                | 0.0154    | 656        | 31                                    | 114.08 | 190                         | 5.17  | 180                                | 1.47 | 120.72                    |
| 35       | MATSAJIBI BUSTEE (S.C-035)           | 0.0206    | 578        | 7                                     | 25.76  | 280                         | 7.62  | 180                                | 1.47 | 34.84                     |
| 36       | MAHAMEDAN BASTI (S.C-036)            | 0.0113    | 359        | 7                                     | 25.76  | 190                         | 5.17  | 320                                | 2.60 | 33.53                     |
| 37       | 1957 COLONY (S.C-037)                | 0.0237    | 181        | 16                                    | 58.88  | 80                          | 2.18  | 220                                | 1.79 | 62.85                     |
| 38       | K.D. ROAD BYE LANE (S.C.-038)        | 0.0068    | 121        | 2                                     | 7.36   | 90.0                        | 2.45  | 41.6                               | 0.34 | 10.15                     |
| 43       | SAHITYA SAVA BY LN (S.C-043)         | 0.0095    | 156        | 1                                     | 3.68   | 80                          | 2.18  | 0                                  | 0.00 | 5.86                      |
| 44       | SUSHIL DAS PALLY (S.C-044)           | 0.0499    | 1803       | 8                                     | 29.44  | 360                         | 9.80  | 0                                  | 0.00 | 39.24                     |
| 45       | LICHU TALA COLONY-I (S.C-045)        | 0.0382    | 708        | 5                                     | 18.40  | 0                           | 0.00  | 0                                  | 0.00 | 18.40                     |

*Suh*

Sub-Assistant Engineer  
Cooch Behar Municipality  
Cooch Behar

*[Signature]*

Chairman  
Cooch Behar Municipality  
Cooch Behar

| Slum No.     | Name of Slum                         | Area SqKm | Population | HOUSING                               |       | PHYSICAL INFRASTRUCTURE     |                |                                    |               | Grand Total (Rs. In lakh) |               |                |
|--------------|--------------------------------------|-----------|------------|---------------------------------------|-------|-----------------------------|----------------|------------------------------------|---------------|---------------------------|---------------|----------------|
|              |                                      |           |            | Dwelling Units (@ Rs.3.68 Lakh/ each) |       | Drainage (M) (Rs.2721.00/M) |                | Concrete Roads (@ Rs. 814.00/Sqm.) |               |                           |               |                |
|              |                                      |           |            | Qty.                                  | Amt.  | Qty.                        | Amt.           | Qty.                               | Amt.          |                           |               |                |
| 47           | MUSTAFI PARA (S.C-047)               | 0.0046    | 82         | 2                                     | 7.36  | 0                           | 0.00           | 0                                  | 0.00          | 7.36                      |               |                |
| 54           | DHAKESWARI COLONY WEST 1NO (S.C-054) | 0.0381    | 508        | 3                                     | 11.04 | 0                           | 0.00           | 0                                  | 0.00          | 11.04                     |               |                |
| 55           | KAMESWARI RD 2ND BY LANE (S.C-055)   | 0.0319    | 568        | 5                                     | 18.40 | 30                          | 0.82           | 0                                  | 0.00          | 19.22                     |               |                |
| 56           | SALBAGAN COLONY (S.C.-056)           | 0.0336    | 445        | 11                                    | 40.48 | 0                           | 0.00           | 0                                  | 0.00          | 40.48                     |               |                |
| 57           | RABIDAS PALLY NORTH (S.C-057)        | 0.0085    | 349        | 7                                     | 25.76 | 0                           | 0.00           | 0                                  | 0.00          | 25.76                     |               |                |
| 59           | NUTUN PALLY EAST (S.C.-059)          | 0.0072    | 367        | 9                                     | 33.12 | 0                           | 0.00           | 0                                  | 0.00          | 33.12                     |               |                |
| 60           | KASAI PATTY EAST (S.C-060)           | 0.0081    | 402        | 5                                     | 18.40 | 0                           | 0.00           | 0                                  | 0.00          | 18.40                     |               |                |
| 63           | GANDHI NAGAR(S.C-063)                | 0.0150    | 562        | 2                                     | 7.36  | 120                         | 3.27           | 0                                  | 0.00          | 10.63                     |               |                |
| 68           | SUSHIL DAS PALLY SOUTH (S.C-068)     | 0.0099    | 584        | 2                                     | 7.36  | 50                          | 1.36           | 0                                  | 0.00          | 8.72                      |               |                |
| 69           | LICHUTALA COLONY-II (S.C-069)        | 0.0170    | 248        | 2                                     | 7.36  | 40                          | 1.09           | 0                                  | 0.00          | 8.45                      |               |                |
| <b>Total</b> |                                      |           |            |                                       |       | <b>304</b>                  | <b>1118.72</b> | <b>5835</b>                        | <b>158.77</b> | <b>2241.6</b>             | <b>18.247</b> | <b>1295.74</b> |

  
 Sub-Assistant Engineer  
 Cooch Behar Municipality  
 Cooch Behar

  
 Chairman  
 Cooch Behar Municipality  
 Cooch Behar



# COOCH BEHAR MUNICIPALITY

## WORK AND COST SUMMARY - NON SLUM DETAILS ( 2018-19 )

| Sl. No.      | Ward No | HOUSING                                     |                | PHYSICAL INFRASTRUCTURE        |              |  |             | Grand Total<br>(Rs. In lakh) |
|--------------|---------|---|----------------|--------------------------------|--------------|--|-------------|------------------------------|
|              |         | Dwelling Units<br>(@ Rs.3.68 Lakh/<br>each) |                | Drainage (M)<br>(Rs.3097.00/M) |              | Concrete Roads<br>(@ Rs.<br>832.00/Sqm.) |             |                              |
|              |         | Qty.  | Amt.           | Qty.                           | Amt.         | Qty.                                     | Amt.        |                              |
| 1            | 1       | 10  | 36.80          | 0.00                           | 0.00         | 0  | 0.00        | 36.80                        |
| 2            | 2       | 9   | 33.12          | 0.00                           | 0.00         | 0  | 0.00        | 33.12                        |
| 3            | 3       | 4   | 14.72          | 210.00                         | 5.71         | 0  | 0.00        | 20.43                        |
| 4            | 4       | 10  | 36.80          | 440.00                         | 11.97        | 0  | 0.00        | 48.77                        |
| 5            | 5       | 7   | 25.76          | 180.00                         | 4.90         | 0  | 0.00        | 30.66                        |
| 6            | 6       | 12  | 44.16          | 140.00                         | 3.81         | 0  | 0.00        | 47.97                        |
| 7            | 7       | 15  | 55.20          | 0.00                           | 0.00         | 0  | 0.00        | 55.20                        |
| 8            | 8       | 12  | 44.16          | 130.00                         | 3.54         | 0  | 0.00        | 47.70                        |
| 9            | 9       | 19  | 69.92          | 150.00                         | 4.08         | 0  | 0.00        | 74.00                        |
| 10           | 10      | 26  | 95.68          | 60.00                          | 1.63         | 0  | 0.00        | 97.31                        |
| 11           | 11      | 7   | 25.76          | 110.00                         | 2.99         | 0  | 0.00        | 28.75                        |
| 12           | 12      | 13  | 47.84          | 120.00                         | 3.27         | 0  | 0.00        | 51.11                        |
| 13           | 13      | 36  | 132.48         | 40.00                          | 1.09         | 0  | 0.00        | 133.57                       |
| 14           | 14      | 13  | 47.84          | 0.00                           | 0.00         | 0  | 0.00        | 47.84                        |
| 15           | 15      | 30  | 110.40         | 143.00                         | 3.89         | 0  | 0.00        | 114.29                       |
| 16           | 16      | 43  | 158.24         | 70.00                          | 1.90         | 0  | 0.00        | 160.14                       |
| 17           | 17      | 6   | 22.08          | 80.00                          | 2.18         | 0  | 0.00        | 24.26                        |
| 18           | 18      | 19  | 69.92          | 0.00                           | 0.00         | 0  | 0.00        | 69.92                        |
| 19           | 19      | 39  | 143.52         | 110.00                         | 2.99         | 0  | 0.00        | 146.51                       |
| 20           | 20      | 4   | 14.72          | 140.00                         | 3.81         | 0  | 0.00        | 18.53                        |
| <b>Total</b> |         | <b>334</b>                                  | <b>1229.12</b> | <b>2123.00</b>                 | <b>57.77</b> | <b>0.00</b>                              | <b>0.00</b> | <b>1286.89</b>               |

*Saha*

Sub-Assistant Engineer  
Cooch Behar Municipality  
Cooch Behar

*Mishra*

Chairman  
Cooch Behar Municipality  
Cooch Behar



















**COOCH BEHAR MUNICIPALITY**

PMAY (HFA- 2018-19)

**BENEFICIARY LIST OF COOCH BEHAR MUNICIPALITY**

**NON SLUM AREA**

| Sl. No. | Ward No. | Name of Beneficiary | Father's Name / Husband's Name | Holding No. | Category |    |     |          |    |     |         | Gender | UID NO.      | Photo   | Mob No.    |
|---------|----------|---------------------|--------------------------------|-------------|----------|----|-----|----------|----|-----|---------|--------|--------------|---|------------|
|         |          |                     |                                |             | SC       | ST | OBC | Minority | PH | EWS | General |        |              |   |            |
| 1       | 1        | AKBAR RAHMAN        | KACHIMUDDIN MIYA               | 411/13      |          |    |     | 1        |    |     |         | M      | 487809790517 |    | 9641463066 |
| 2       |          | DIPAK BARMAN        | LT. JITENDRA NATH BARMAN       | 685         | 1        |    |     |          |    |     |         | M      | 930944563064 |    | 9233136339 |
| 3       |          | SABYASACHI TALUKDAR | NRIPENDRA NATH TALUKDAR        | 716/2       |          |    |     |          |    |     | 1       | M      | 573585634560 |    | 9476362343 |
| 4       |          | TAPAN DAS           | NANI GOPAL DAS                 | 752/53      |          |    |     |          |    |     | 1       | M      | 294863456165 |    | 9093028966 |
| 5       |          | BIMAL PAUL          | SHYAMAL PAUL                   | 737         |          |    | 1   |          |    |     |         | M      | 428533232712 |    | 9775883596 |
| 6       |          | PARIMAL NAHA        | PRAMOTH NATH NAHA              | 707         |          |    |     |          |    |     | 1       | M      | 718550458231 |    | 8116187571 |
| 7       |          | Manoj Roy           | Manoranjan Roy                 | 834/1       | 1        |    |     |          |    |     |         | M      | 673240823255 |    |            |
| 8       |          | Amjad Hossain       | Mokbul Hossain                 | 435         |          |    |     | 1        |    |     |         | M      | 969156903562 |    |            |
| 9       |          | Partha Kr. Dey      | Ranada Mohan Dey               | 934/2       |          |    |     |          |    |     | 1       | M      | 485052777103 |    |            |
| 10      |          | Minarani Saha       | Pramoda Saha                   | 792         |          |    |     |          |    |     | 1       | F      | 490544258359 |    |            |
| Sl. No. | Ward No. | Name of Beneficiary | Father's Name / Husband's Name | Holding No. | Category |    |     |          |    |     |         | Gender | UID NO.      | Photo   | Mob No.    |
|         |          |                     |                                |             | SC       | ST | OBC | Minority | PH | EWS | General |        |              |   |            |
| 11      | 2        | UJJAL DATTA         | LT GOUR CH DATTA               | 1262        |          |    |     |          |    |     | 1       | M      | 856390113050 |  | 8926000582 |
| 12      |          | DIPALI RANI SAHA    | LT SUDEB SAHA                  | 165         |          |    |     |          |    |     | 1       | F      | 949791570533 |  | 8906224254 |
| 13      |          | DIPAK BHADURI       | LT SDUDHAGSHU RANJAN BHADURI   | 1249        |          |    |     |          |    |     | 1       | M      | 282908679136 |  | 9733373061 |
| 14      |          | PURNA DAS           | LT MOTINDRA CH DAS             | 941         | 1        |    |     |          |    |     |         | M      | 621690554666 |  | 7407834732 |
| 15      |          | SUSANTA ROY         | LT SUSHIL CH ROY               | 6414        | 1        |    |     |          |    |     |         | M      | 257066808398 |  | 8509616632 |
| 16      |          | PRADIP SAHA         | LT BINAY BHUSAN SAHA           | 944         |          |    |     |          |    |     | 1       | M      | 327538086335 |  | 7031778367 |