



Sub-Assistant Engineer  
PANSKURA MUNICIPALITY

## Das, Jana & Patra Para Basti








### PROPOSED LAND USE

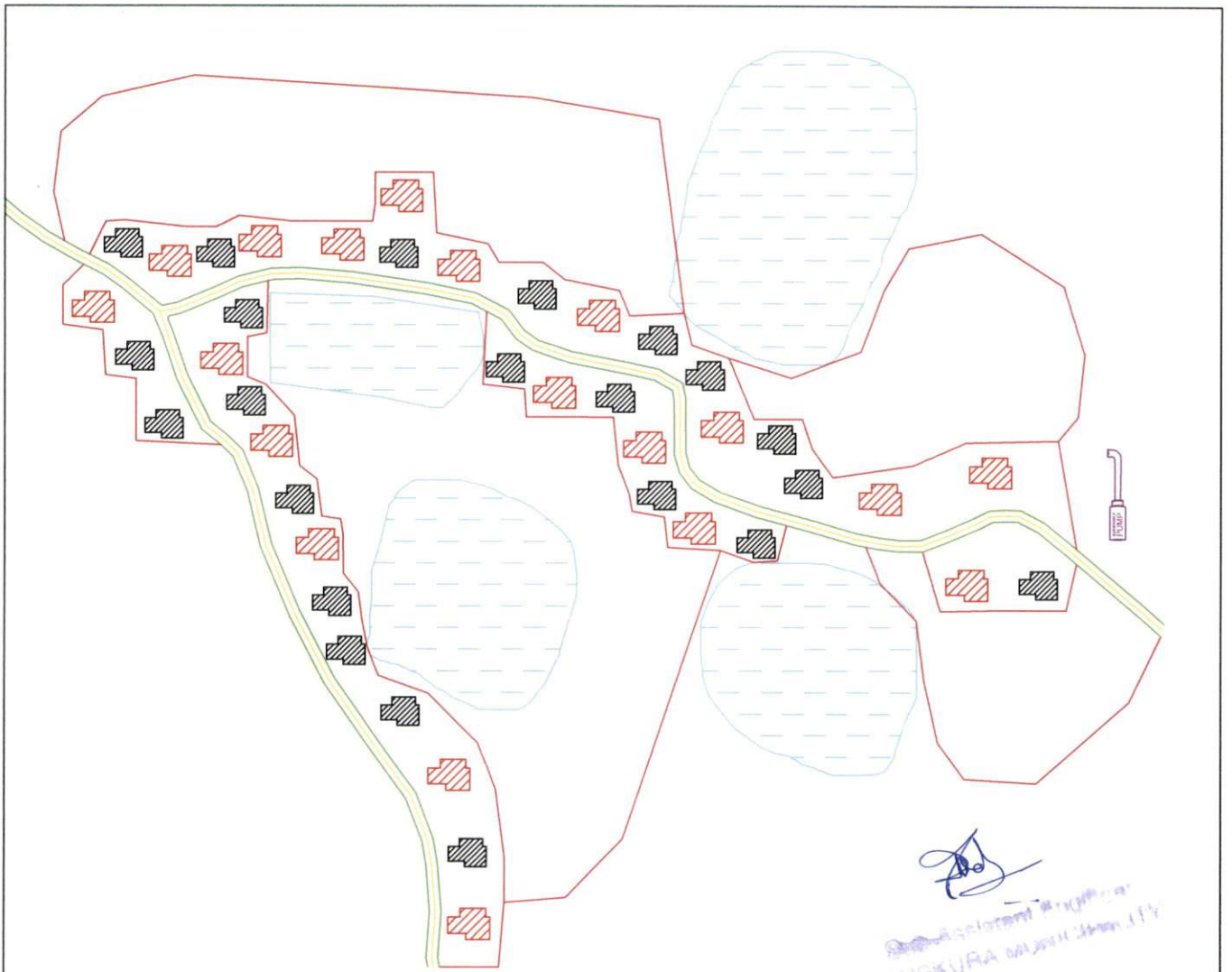
AREA OF SLUM :83700.00 Sq Mtr.

POPULATION :

CLIENT :PANSKURA MUNICIPALITY

### LEGEND

ITEMS	SEMI PUCCA	KUCHHA	
	SYMBOL	SYMBOL	QTY
DWELLINGHOUSE(NOS)			73
BLACK TOPPED ROAD (Sq.M.)			00
CONCRETE ROAD(Sq.M)			750
KUCHHA ROAD(Sq. M.)			200
DRAINAGE(M.)			100
PIPELINE(M.)			NIL



## Fajupara & Adibasi Para Basti








### PROPOSED LAND USE

AREA OF SLUM :78900.00 Sq Mtr.

POPULATION :

CLIENT :PANSKURA MUNICIPALITY

### LEGEND

ITEMS	SEMI PUCCA	KUCHHA	
	SYMBOL	SYMBOL	QTY
DWELLINGHOUSE(NOS)			57
BLACK TOPPED ROAD (Sq.M.)			00
CONCRETE ROAD(Sq.M)			950
KUCHHA ROAD(Sq. M.)			100
DRAINAGE(M.)			00
PIPELINE(M.)			NIL



*[Signature]*  
 Sub-Assistant Engineer  
 PANSKURA MUNICIPALITY

## Hazi & Danish Para Basti








### PROPOSED LAND USE

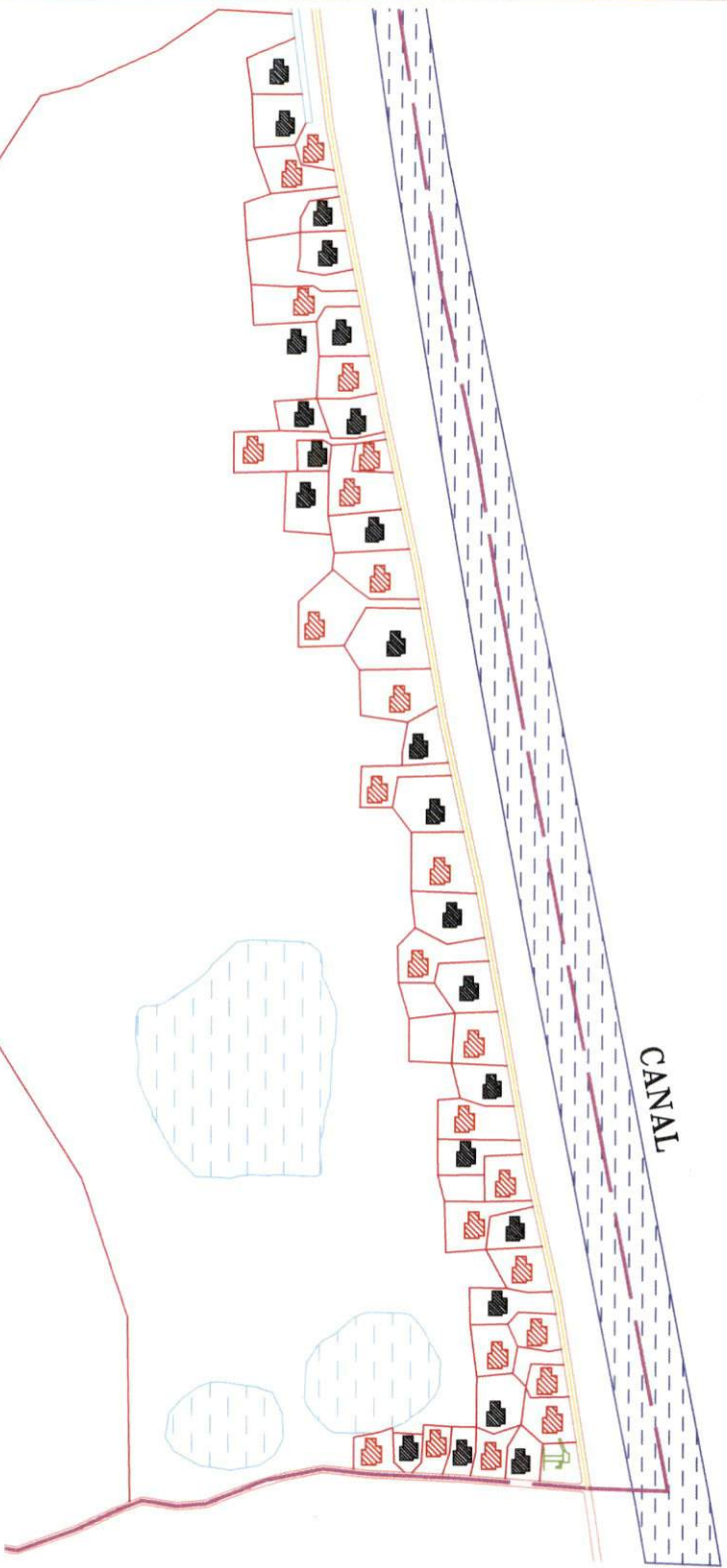
AREA OF SLUM :95700.00 Sq Mtr.

POPULATION :

CLIENT :PANSKURA MUNICIPALITY

### LEGEND

ITEMS	SEMI PUCCA	KUCHHA	
	SYMBOL	SYMBOL	QTY
DWELLINGHOUSE(NOS)			4
BLACK TOPPED ROAD (Sq.M.)			00
CONCRETE ROAD(Sq.M)			150
KUCHHA ROAD(Sq. M.)			150
DRAINAGE(M.)			100
PIPELINE(M.)			NIL



**Kanakpur Madhya Badh Coloni Basti**

**PROPOSED LAND USE**

AREA OF SLUM :66000 Sq.Mtr.

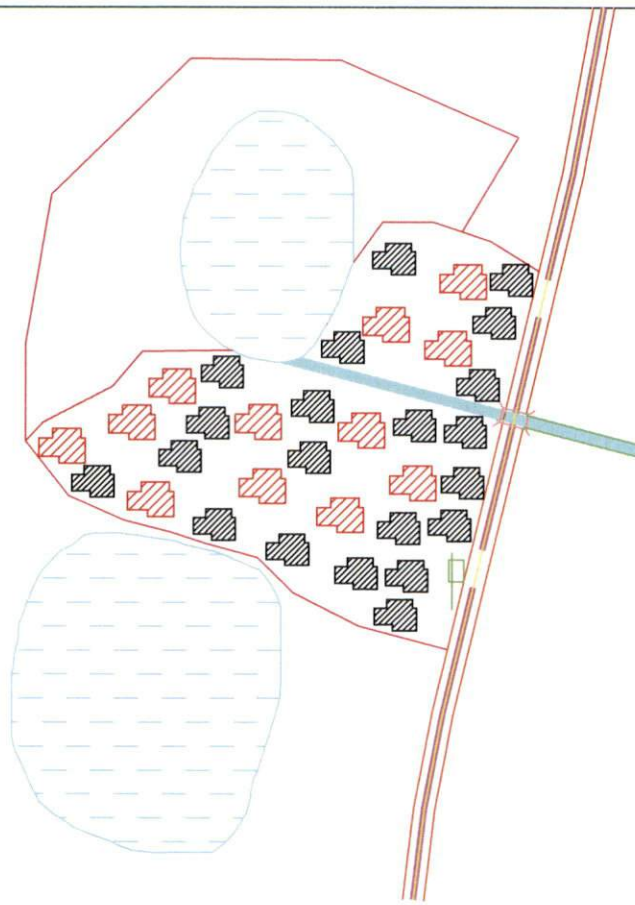
POPULATION :

CLIENT :PANSKURA MUNICIPALITY

**LEGEND**

ITEMS	SEMI PUCCA		KUCHHA	QTY
	SYMBOL	SYMBOL		
DWELLINGHOUSE(NOS)				117
BLACK TOPPED ROAD (Sq.M.)				200
CONCRETE ROAD(Sq.M)				750
KUCHHA ROAD(Sq. M.)				200
DRAINAGE(M.)				50
PIPELINE(M.)				NIL

Sub-Assistant Engineer  
 PANSKURA MUNICIPALITY



*[Signature]*  
 Sub-Assistant Engineer  
 PANSKURA MUNICIPALITY

## Kanakpur Uttar Bandh Coloni Basti








### PROPOSED LAND USE

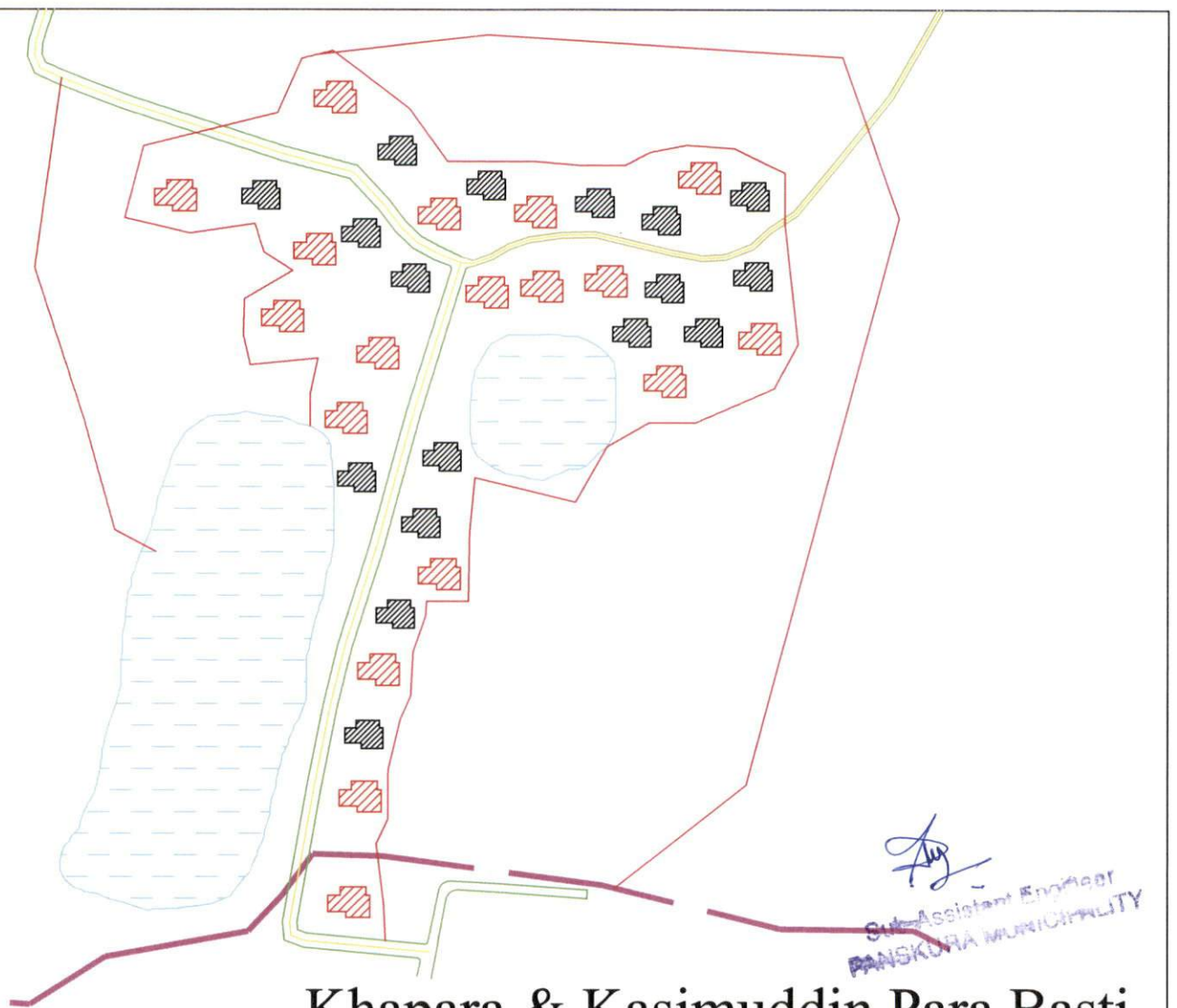
AREA OF SLUM :24000.00 Sq Mtr.

POPULATION :

CLIENT :PANSKURA MUNICIPALITY

### LEGEND

ITEMS	SEMI PUCCA	KUCHHA	
	SYMBOL	SYMBOL	QTY
DWELLINGHOUSE(NOS)			61
BLACK TOPPED ROAD (Sq.M.)			00
CONCRETE ROAD(Sq.M)			550
KUCHHA ROAD(Sq. M.)			250
DRAINAGE(M.)			00
PIPELINE(M.)			NIL



## Khapara & Kasimuddin Para Basti








### PROPOSED LAND USE

AREA OF SLUM :176700.00 Sq Mtr.

POPULATION :

CLIENT :PANSKURA MUNICIPALITY








### LEGEND

ITEMS	SEMI PUCCA	KUCHHA	
	SYMBOL	SYMBOL	QTY
DWELLINGHOUSE(NOS)			107
BLACK TOPPED ROAD (Sq.M.)			00
CONCRETE ROAD(Sq.M)			1050
KUCHHA ROAD(Sq. M.)			100
DRAINAGE(M.)			75
PIPELINE(M.)			NIL










  
 Assistant Engineer  
 PANSKURA MUNICIPALITY

## Das Para Basti

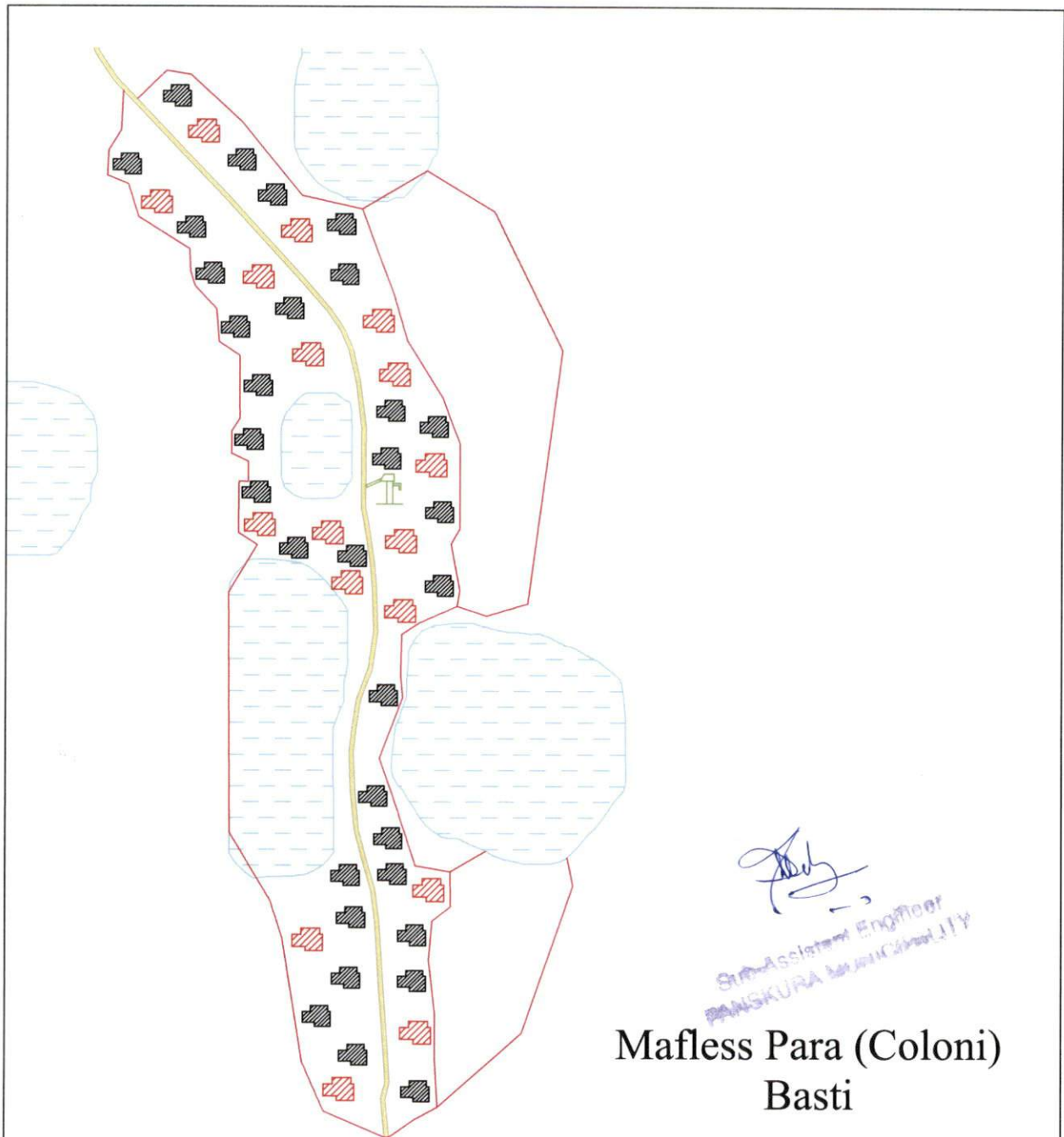
<b>PROPOSED LAND USE</b>			
AREA OF SLUM :94200.00 Sq Mtr.			
POPULATION :			
CLIENT :PANSKURA MUNICIPALITY			
<b>LEGEND</b>			
ITEMS	SEMI PUCCA	KUCHHA	
	SYMBOL	SYMBOL	QTY
DWELLINGHOUSE(NOS)			38
BLACK TOPPED ROAD (Sq.M.)			00
CONCRETE ROAD(Sq.M)			650
KUCHHA ROAD(Sq. M.)			150
DRAINAGE(M.)			00
PIPELINE(M.)			NIL




## Dulay Para Basti








<b><u>PROPOSED LAND USE</u></b>			
AREA OF SLUM :39600.00 Sq Mtr.			
POPULATION :			
CLIENT :PANSKURA MUNICIPALITY			
<b>LEGEND</b>			
<b>ITEMS</b>	<b>SEMI PUCCA</b>		<b>KUCHHA</b>
	<b>SYMBOL</b>	<b>SYMBOL</b>	<b>QTY</b>
DWELLINGHOUSE(NOS)			45
BLACK TOPPED ROAD (Sq.M.)			00
CONCRETE ROAD(Sq.M)			550
KUCHHA ROAD(Sq. M.)			150
DRAINAGE(M.)			50
PIPELINE(M.)			NIL

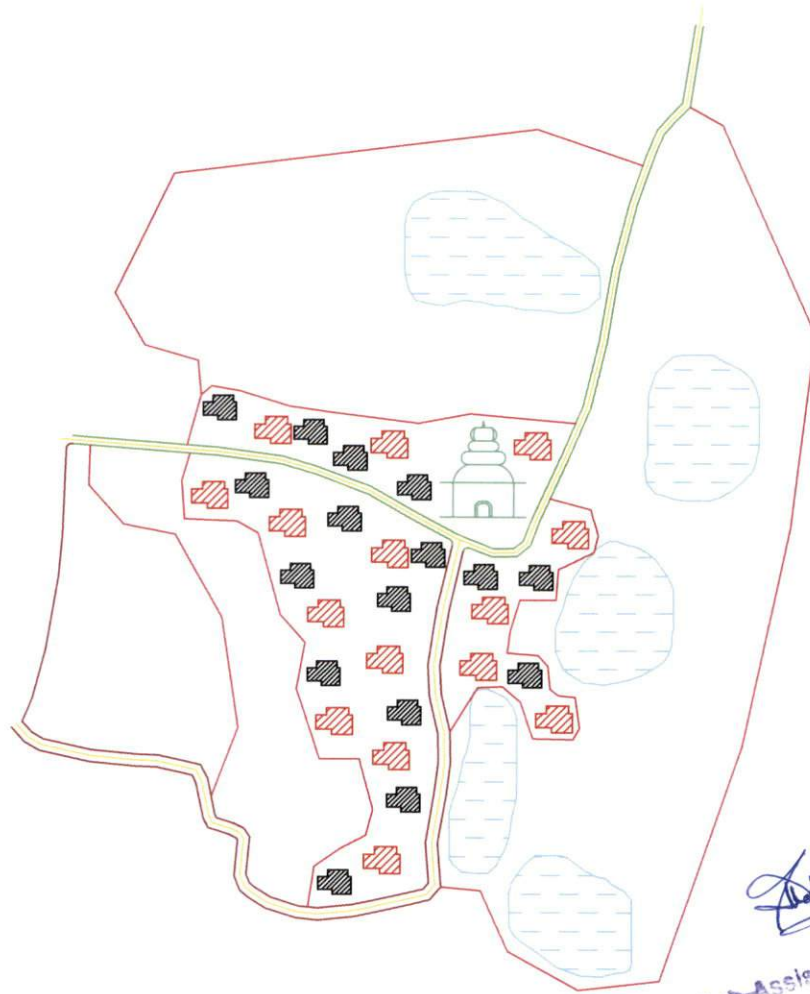




  
 Sr. Assistant Engineer  
 PANSKURA MUNICIPALITY

## Mafless Para (Coloni) Basti

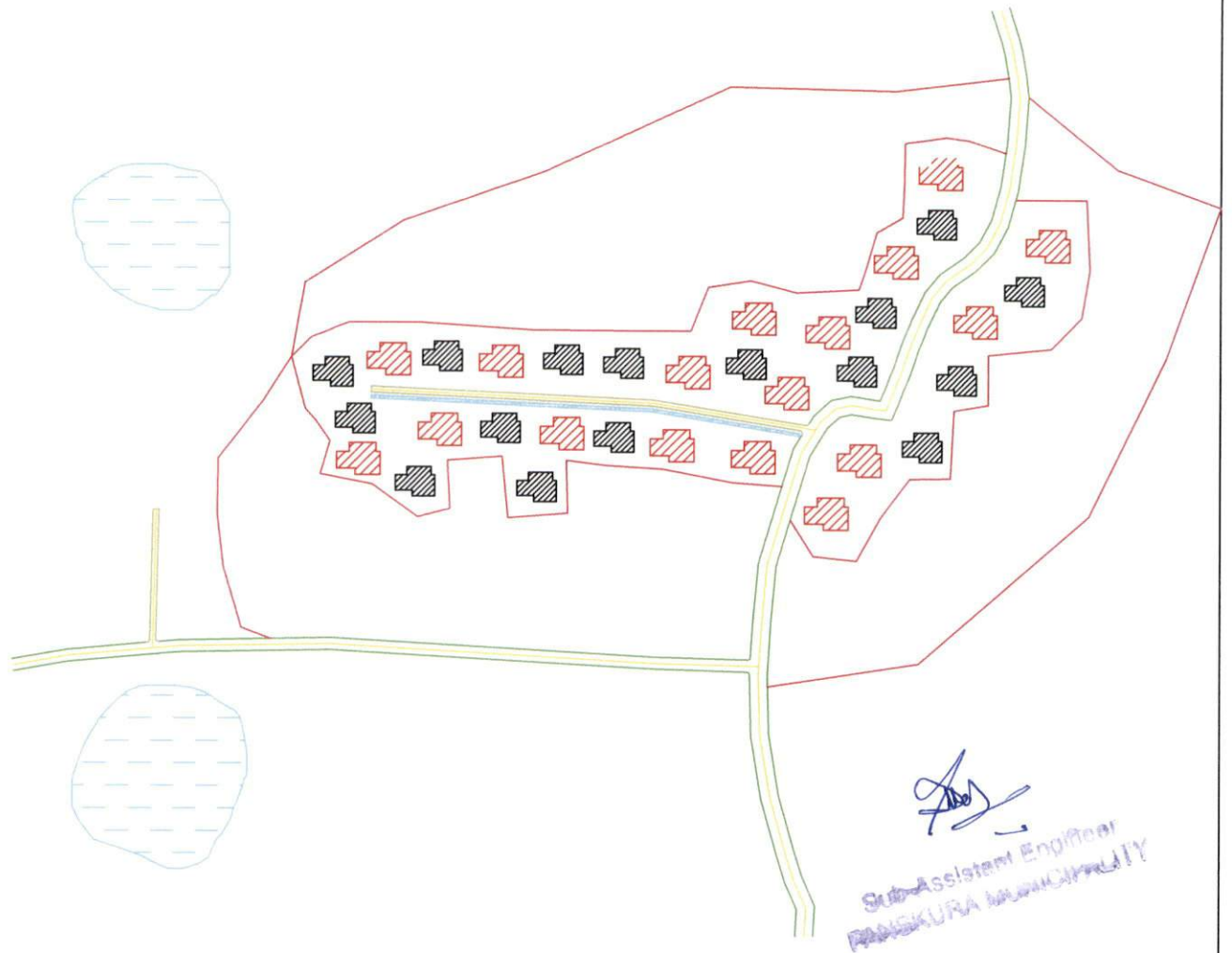
<b>PROPOSED LAND USE</b>			
AREA OF SLUM :44000.00 Sq Mtr.			
POPULATION :			
CLIENT :PANSKURA MUNICIPALITY			
<b>LEGEND</b>			
ITEMS	SEMI PUCCA	KUCHHA	
	SYMBOL	SYMBOL	QTY
DWELLINGHOUSE(NOS)			81
BLACK TOPPED ROAD (Sq.M.)			00
CONCRETE ROAD(Sq.M)			450
KUCHHA ROAD(Sq. M.)			100
DRAINAGE(M.)			00
PIPELINE(M.)			NIL



  
 Sub-Assistant Engineer  
 PANSKURA MUNICIPALITY

## Muslimi Santal Para Basti

<b><u>PROPOSED LAND USE</u></b>			
AREA OF SLUM :69600.00 Sq Mtr.			
POPULATION :			
CLIENT :PANSKURA MUNICIPALITY			
<b>LEGEND</b>			
<b>ITEMS</b>	SEMI PUCCA	KUCHHA	
	SYMBOL	SYMBOL	QTY
DWELLINGHOUSE(NOS)			27
BLACK TOPPED ROAD (Sq.M.)			00
CONCRETE ROAD(Sq.M)			350
KUCHHA ROAD(Sq. M.)			120
DRAINAGE(M.)			100
PIPELINE(M.)			NIL



## Sahoo Para Basti

### PROPOSED LAND USE

AREA OF SLUM :80400.00 Sq Mtr.

POPULATION :

CLIENT :PANSKURA MUNICIPALITY

### LEGEND

ITEMS	SEMI PUCCA	KUCHHA	
	SYMBOL	SYMBOL	QTY
DWELLINGHOUSE(NOS)	▣	▣	39
BLACK TOPPED ROAD (Sq.M.)	—		00
CONCRETE ROAD(Sq.M)	—		750
KUCHHA ROAD(Sq. M.)	—		100
DRAINAGE(M.)	—		00
PIPELINE(M.)	—		NIL



## Alil Para Basti

Sub-Assistant Engineer  
PANSKURA MUNICIPALITY








### PROPOSED LAND USE

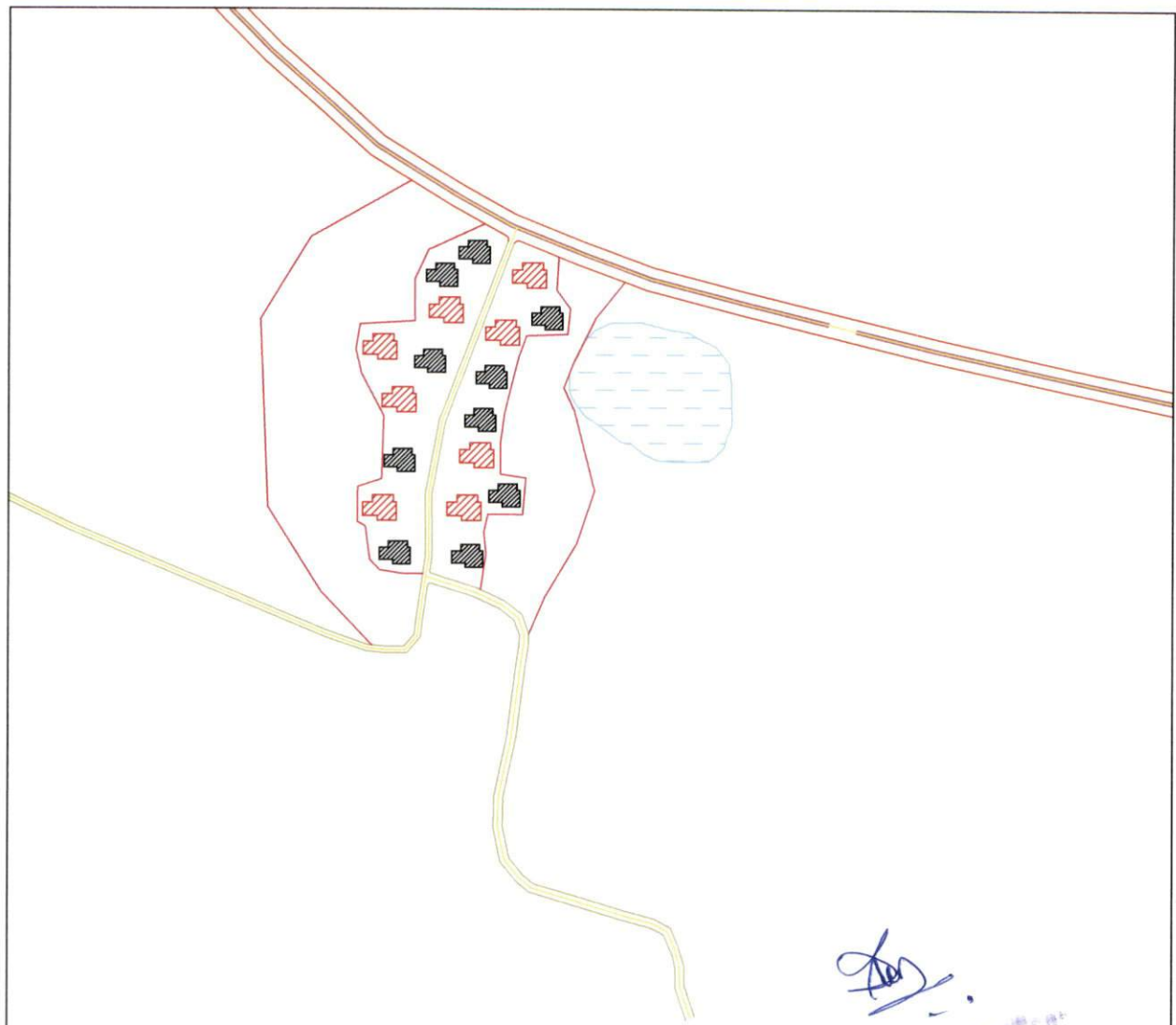
AREA OF SLUM :7700.00 Sq Mtr.


POPULATION :

CLIENT :PANSKURA MUNICIPALITY




### LEGEND

ITEMS	SEMI PUCCA	KUCHHA	
	SYMBOL	SYMBOL	QTY
DWELLINGHOUSE(NOS)			83
BLACK TOPPED ROAD (Sq.M.)			00
CONCRETE ROAD(Sq.M)			450
KUCHHA ROAD(Sq. M.)			200
DRAINAGE(M.)			00
PIPELINE(M.)			NIL




  
 Sub-Assistant Engineer  
 PANSKURA MUNICIPALITY




## Bhunia Para Basti

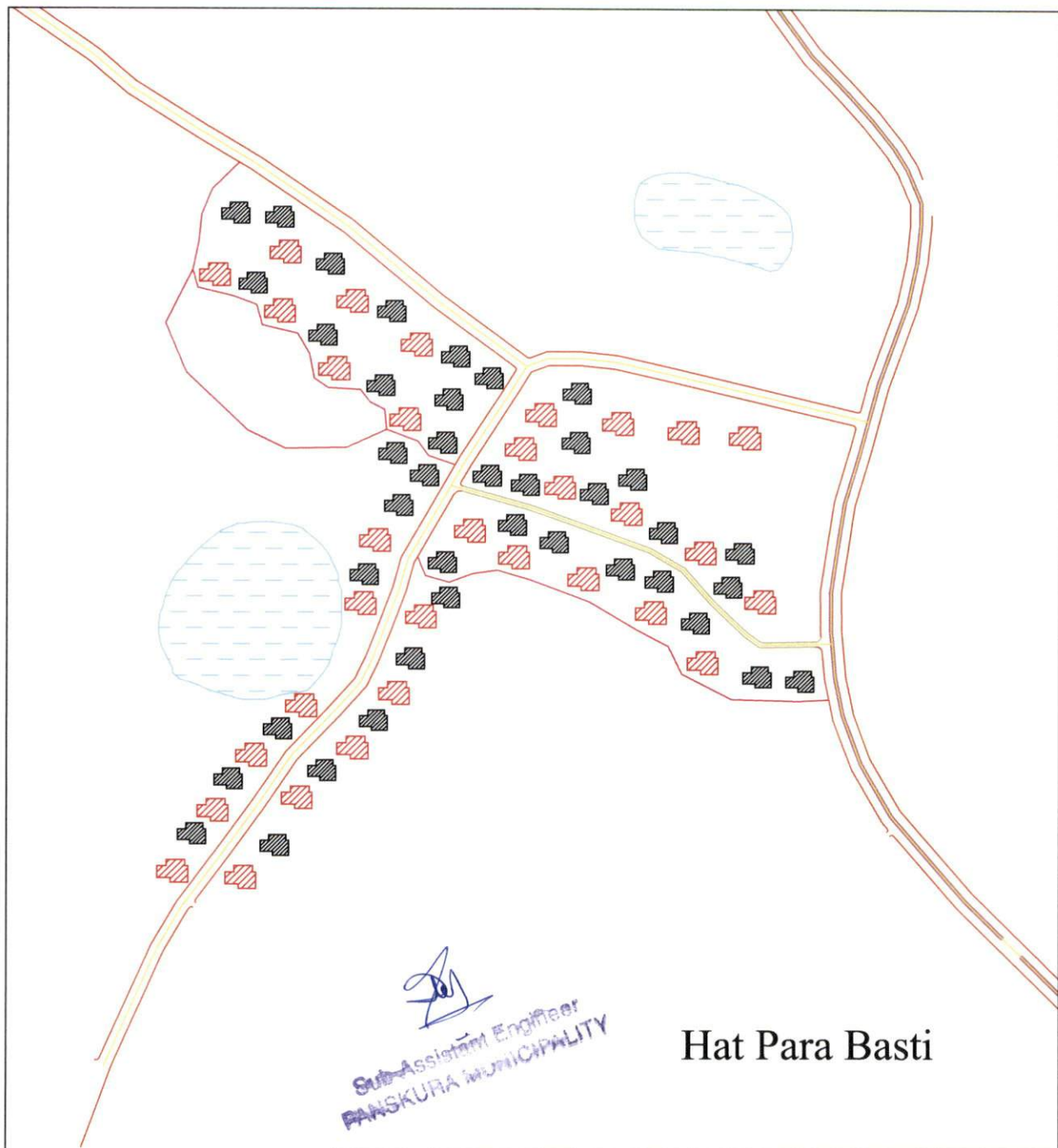
<b><u>PROPOSED LAND USE</u></b>			
AREA OF SLUM :7700.00 Sq Mtr.			
POPULATION :			
CLIENT :PANSKURA MUNICIPALITY			
LEGEND			
ITEMS	SEMI PUCCA	KUCHHA	
	SYMBOL	SYMBOL	QTY
DWELLINGHOUSE(NOS)			19
BLACK TOPPED ROAD (Sq.M.)			00
CONCRETE ROAD(Sq.M)			250
KUCHHA ROAD(Sq. M.)			100
DRAINAGE(M.)			00
PIPELINE(M.)			NIL








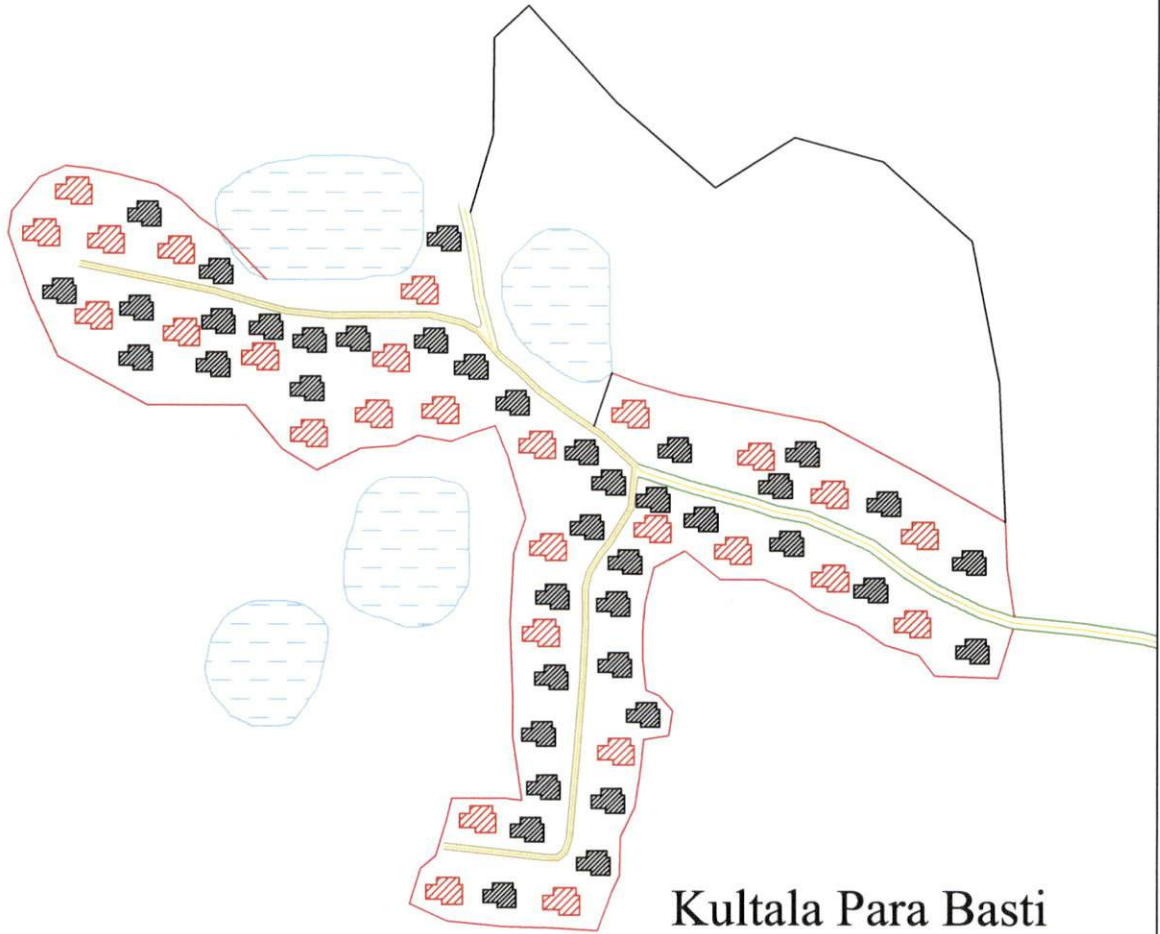
  
 Sub-Assistant Engineer  
 PANSKURA MUNICIPALITY

## Dom Para Basti

<b><u>PROPOSED LAND USE</u></b>			
AREA OF SLUM :22700.00 Sq Mtr.			
POPULATION :			
CLIENT :PANSKURA MUNICIPALITY			
LEGEND			
ITEMS	SEMI PUCCA	KUCHHA	
	SYMBOL	SYMBOL	QTY
DWELLINGHOUSE(NOS)			53
BLACK TOPPED ROAD (Sq.M.)			100
CONCRETE ROAD(Sq.M)			250
KUCHHA ROAD(Sq. M.)			100
DRAINAGE(M.)			00
PIPELINE(M.)			NIL



<b><u>PROPOSED LAND USE</u></b>			
AREA OF SLUM :129000.00 Sq Mtr.			
POPULATION :			
CLIENT :PANSKURA MUNICIPALITY			
<b>LEGEND</b>			
<b>ITEMS</b>	SEMI PUCCA	KUCHHA	
	SYMBOL	SYMBOL	QTY
DWELLINGHOUSE(NOS)			130
BLACK TOPPED ROAD (Sq.M.)			00
CONCRETE ROAD(Sq.M)			950
KUCHHA ROAD(Sq. M.)			200
DRAINAGE(M.)			00
PIPELINE(M.)			NIL



*(Handwritten Signature)*  
 Assistant Engineer  
 PANSKURA MUNICIPALITY

**PROPOSED LAND USE**

AREA OF SLUM :55800.00 Sq Mtr.

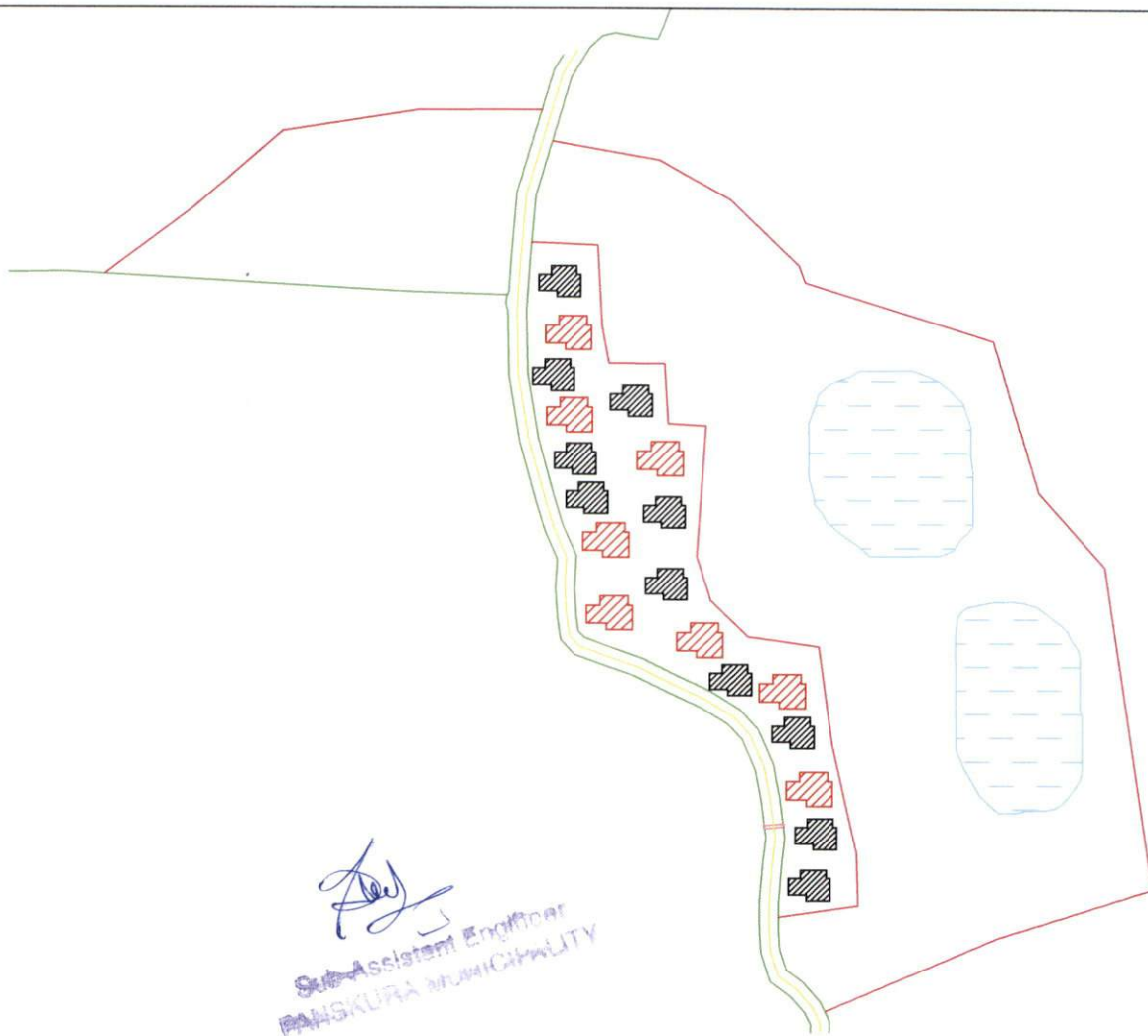
POPULATION :

CLIENT :PANSKURA MUNICIPALITY

**LEGEND**

ITEMS	SEMI PUCCA	KUCHHA	
	SYMBOL	SYMBOL	QTY
DWELLINGHOUSE(NOS)	▣	▣	76
BLACK TOPPED ROAD (Sq.M.)	—		700
CONCRETE ROAD(Sq.M)	—		950
KUCHHA ROAD(Sq. M.)	—		150
DRAINAGE(M.)	—		00
PIPELINE(M.)	—		NIL





## Medinipur Dakshin Khal Par Basti

### PROPOSED LAND USE

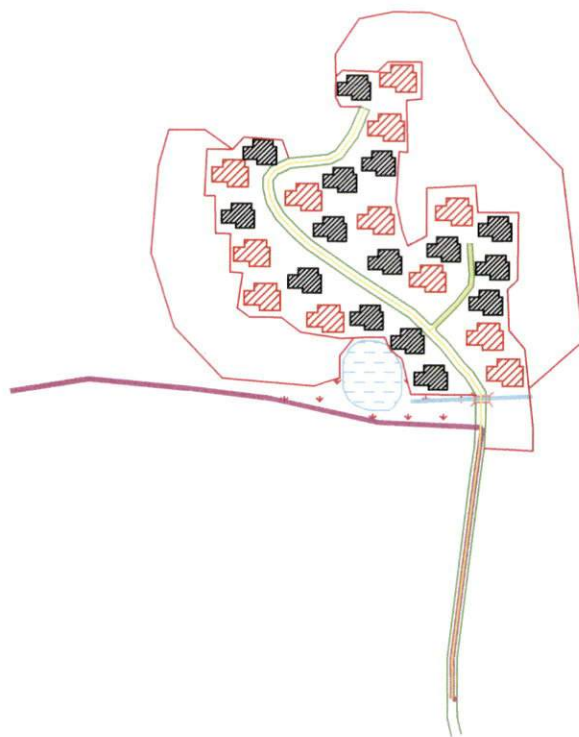
AREA OF SLUM :6700.00 Sq Mtr.

POPULATION :

CLIENT :PANSKURA MUNICIPALITY








### LEGEND

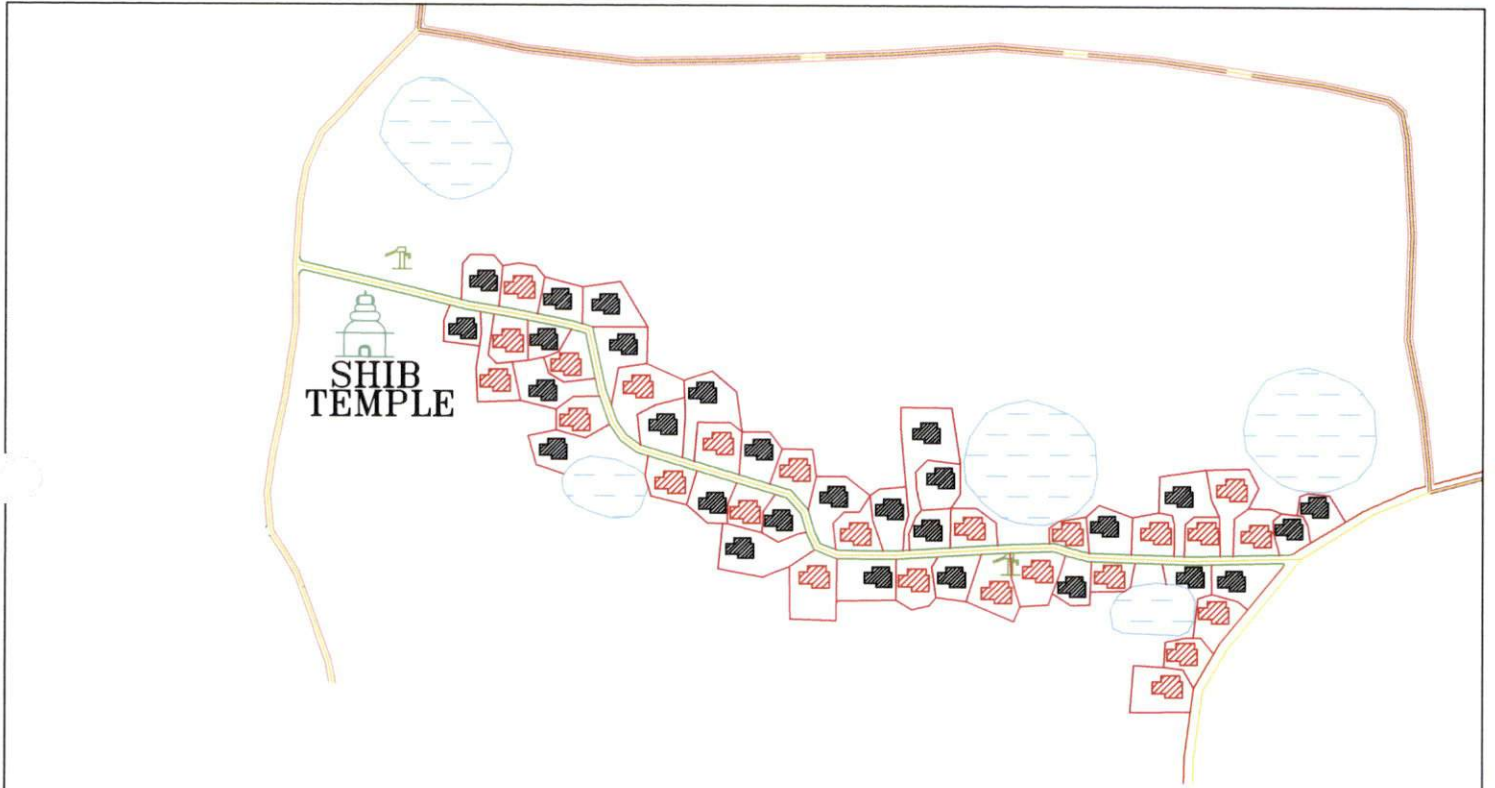
ITEMS	SEMI PUCCA	KUCHHA	
	SYMBOL	SYMBOL	QTY
DWELLINGHOUSE(NOS)			12
BLACK TOPPED ROAD (Sq.M.)			00
CONCRETE ROAD(Sq.M)			350
KUCHHA ROAD(Sq. M.)			100
DRAINAGE(M.)			00
PIPELINE(M.)			NIL



  
 Sub-Assistant Engineer  
 PANSKURA MUNICIPALITY

## Balidangri Badamtala Para Basti

<b>PROPOSED LAND USE</b>			
AREA OF SLUM :28800.00 Sq Mtr.			
POPULATION :			
CLIENT :PANSKURA MUNICIPALITY			
<b>LEGEND</b>			
ITEMS	SEMI PUCCA	KUCHHA	
	SYMBOL	SYMBOL	QTY
DWELLINGHOUSE(NOS)			17
BLACK TOPPED ROAD (Sq.M.)			00
CONCRETE ROAD(Sq.M)			350
KUCHHA ROAD(Sq. M.)			200
DRAINAGE(M.)			300
PIPELINE(M.)			NIL



*[Handwritten signature]*

### Naranda Madhya Para Basti








#### PROPOSED LAND USE

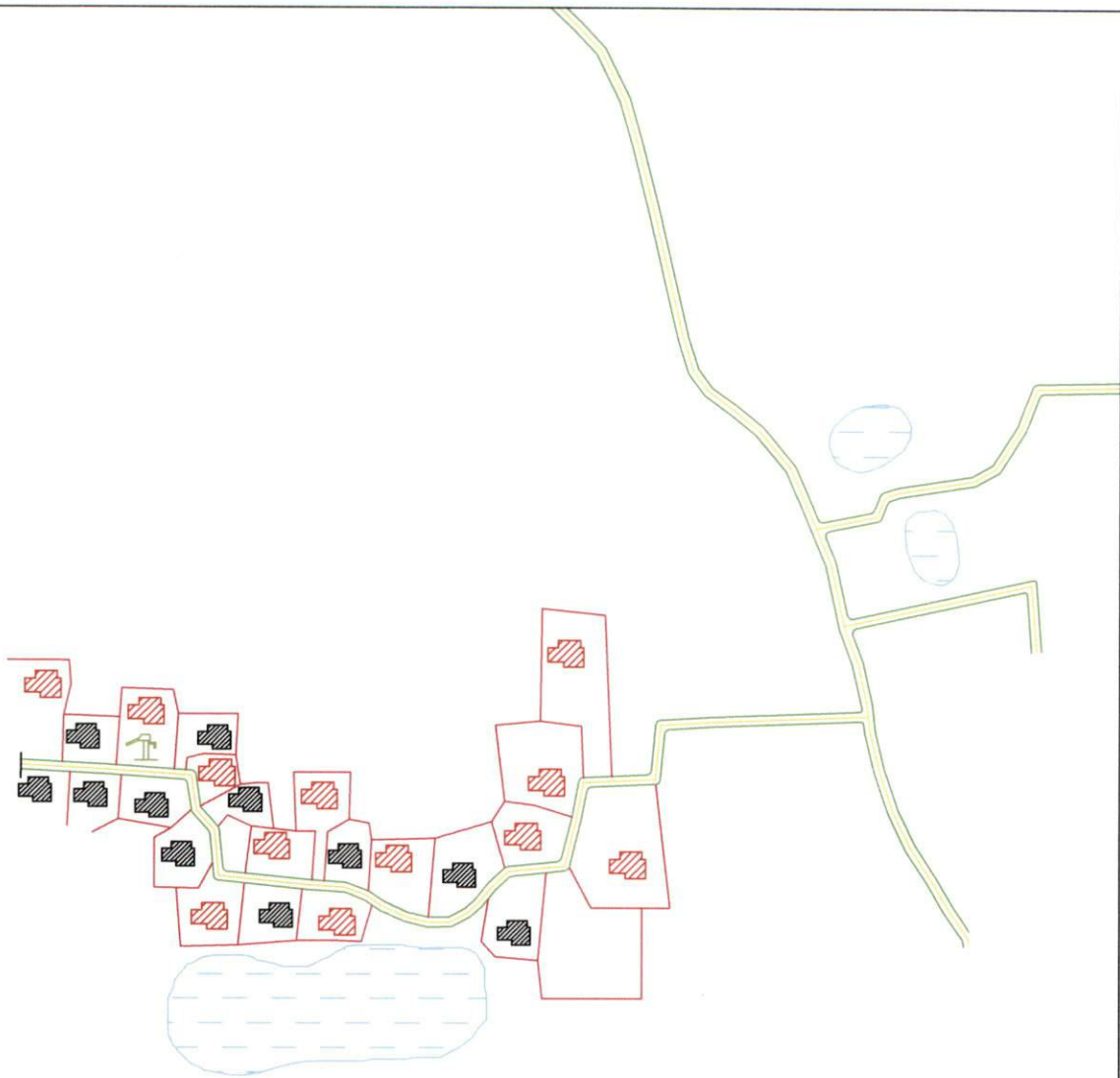
AREA OF SLUM :6000.00 Sq Mtr.

POPULATION :


CLIENT :PANSKURA MUNICIPALITY

#### LEGEND

ITEMS	SEMI PUCCA	KUCHHA	
	SYMBOL	SYMBOL	QTY
DWELLINGHOUSE(NOS)			71
BLACK TOPPED ROAD (Sq.M.)			00
CONCRETE ROAD(Sq.M)			7750
KUCHHA ROAD(Sq. M.)			00
DRAINAGE(M.)			50
PIPELINE(M.)			NIL



## Naranda Sitala Mandir & Kabiraj Para Basti

  
 Civil Assistant Engineer  
 PANSKURA MUNICIPALITY








### PROPOSED LAND USE

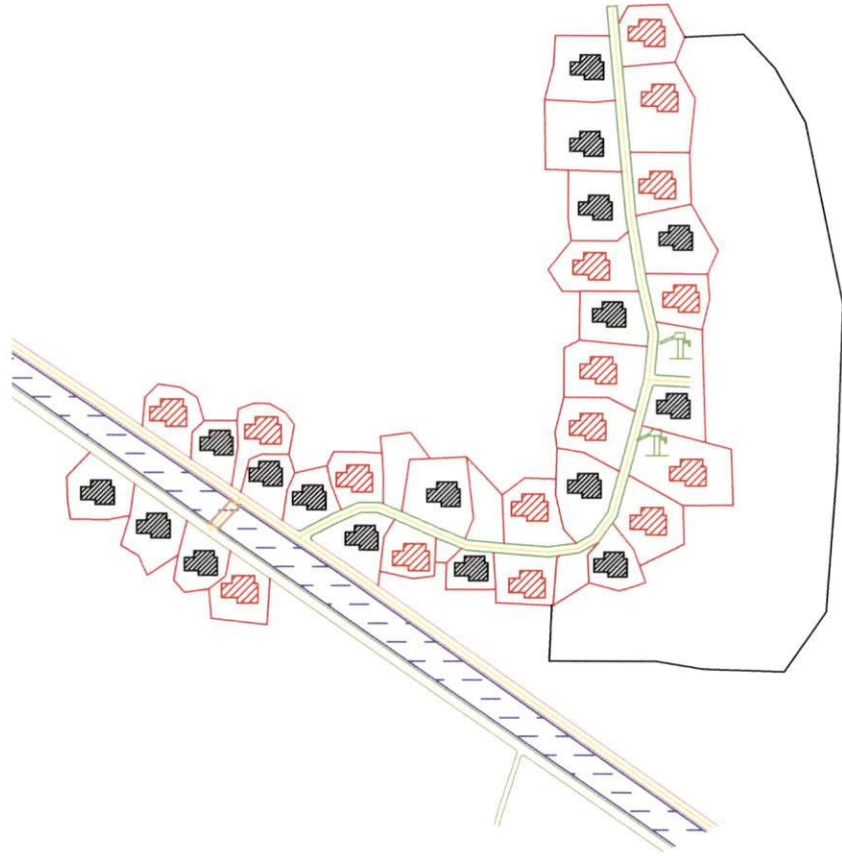
AREA OF SLUM :39300.00 Sq Mtr.


POPULATION :

CLIENT :PANSKURA MUNICIPALITY



### LEGEND

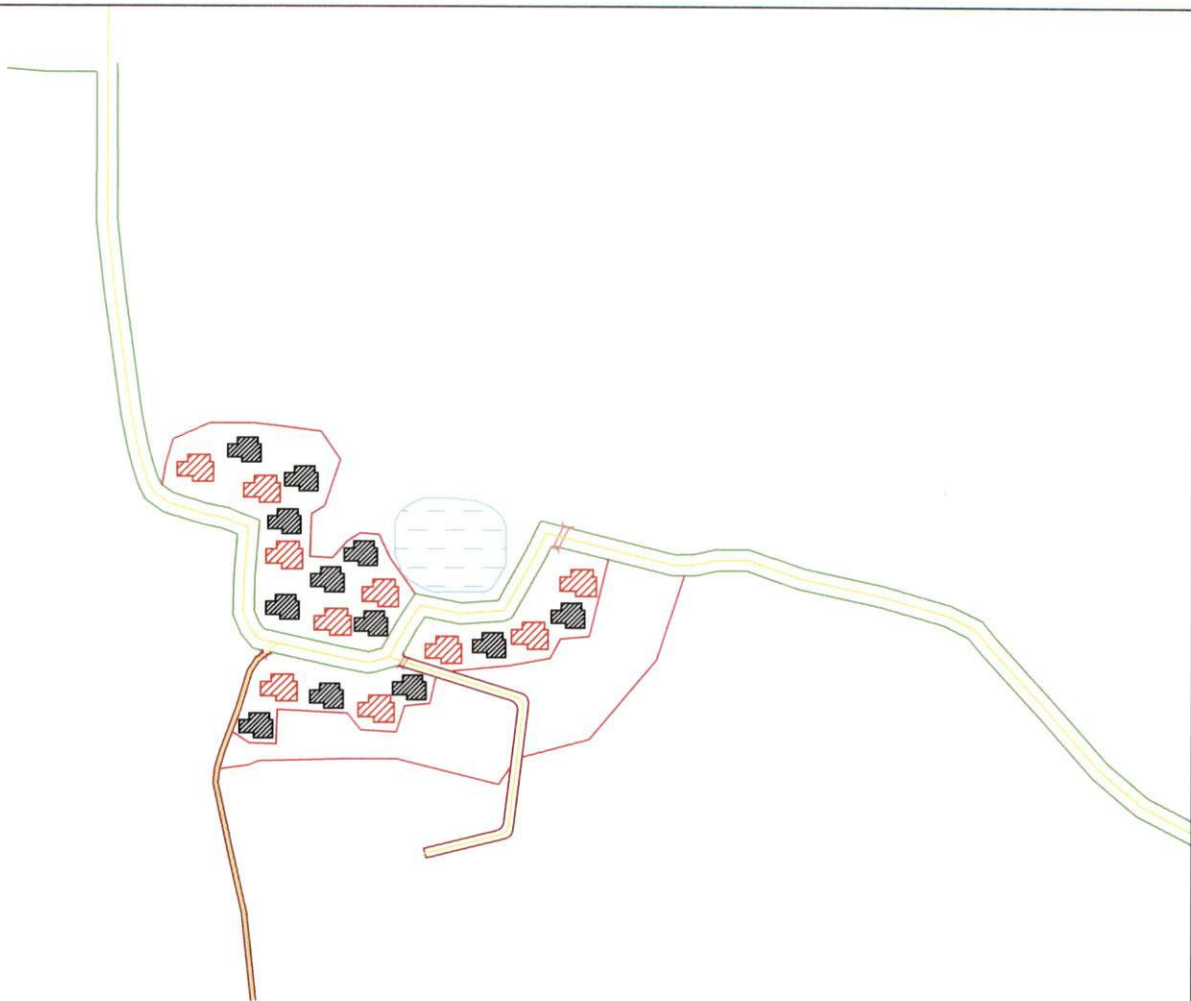
ITEMS	SEMI PUCCA	KUCHHA	
	SYMBOL	SYMBOL	QTY
DWELLINGHOUSE(NOS)			27
BLACK TOPPED ROAD (Sq.M.)			00
CONCRETE ROAD(Sq.M)			550
KUCHHA ROAD(Sq. M.)			200
DRAINAGE(M.)			120
PIPELINE(M.)			NIL




  
 Assistant Engineer  
 PANSKURA MUNICIPALITY





## SamimPara Basti

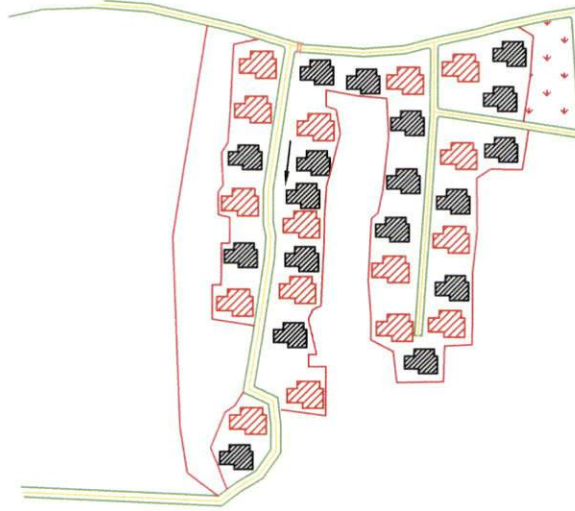
<b>PROPOSED LAND USE</b>			
AREA OF SLUM :28800.00 Sq Mtr.			
POPULATION :			
CLIENT :PANSKURA MUNICIPALITY			
<b>LEGEND</b>			
ITEMS	SEMI PUCCA	KUCHHA	
	SYMBOL	SYMBOL	QTY
DWELLINGHOUSE(NOS)			41
BLACK TOPPED ROAD (Sq.M.)			00
CONCRETE ROAD(Sq.M)			350
KUCHHA ROAD(Sq. M.)			100
DRAINAGE(M.)			100
PIPELINE(M.)			NIL




  
 Sub-Assistant Engineer  
 PANSKURA MUNICIPALITY








## Bari, Ghosh & Bera Para Basti

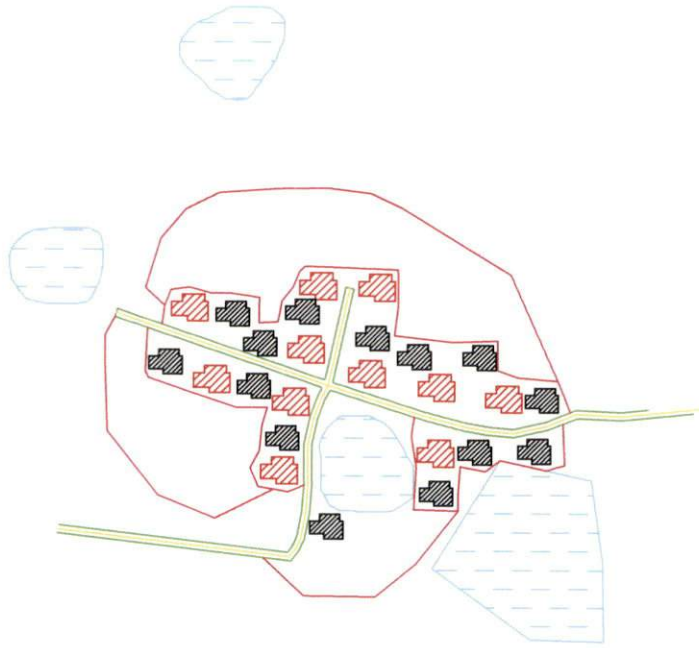
<b><u>PROPOSED LAND USE</u></b>			
AREA OF SLUM :22500.00 Sq Mtr.			
POPULATION :			
CLIENT :PANSKURA MUNICIPALITY			
LEGEND			
ITEMS	SEMI PUCCA	KUCHHA	
	SYMBOL	SYMBOL	QTY
DWELLINGHOUSE(NOS)			17
BLACK TOPPED ROAD (Sq.M.)			00
CONCRETE ROAD(Sq.M)			650
KUCHHA ROAD(Sq. M.)			50
DRAINAGE(M.)			19
PIPELINE(M.)			NIL



  
 Sub-Assistant Engineer  
 PANSKURA MUNICIPALITY








## Darastullah Para Basti

<b><u>PROPOSED LAND USE</u></b>			
AREA OF SLUM :74100.00 Sq Mtr.			
POPULATION :			
CLIENT :PANSKURA MUNICIPALITY			
LEGEND			
ITEMS	SEMI PUCCA	KUCHHA	
	SYMBOL	SYMBOL	QTY
DWELLINGHOUSE(NOS)			45
BLACK TOPPED ROAD (Sq.M.)			00
CONCRETE ROAD(Sq.M)			350
KUCHHA ROAD(Sq. M.)			100
DRAINAGE(M.)			00
PIPELINE(M.)			NIL

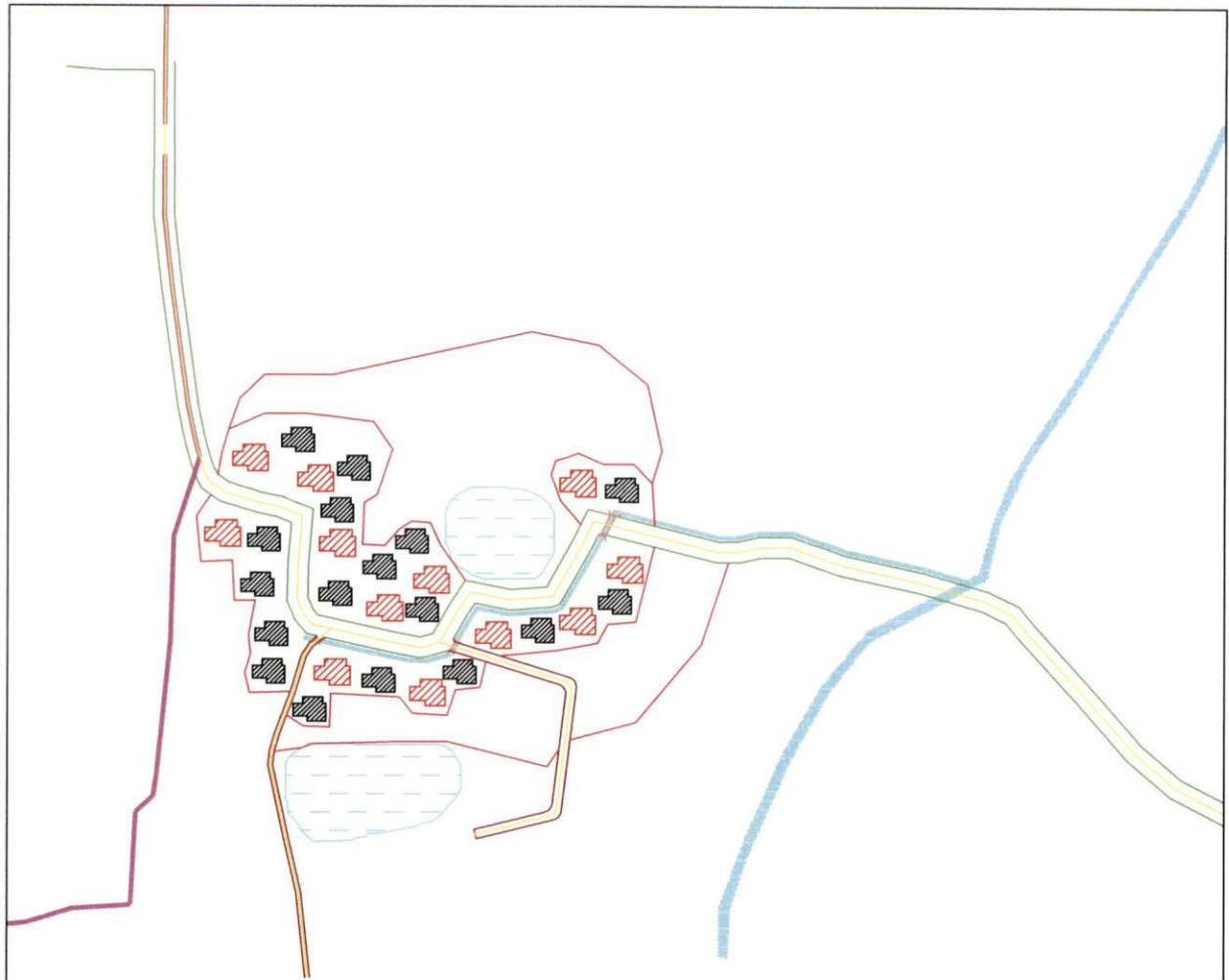


  
 Sub-Assistant Engineer  
 PANSKURA MUNICIPALITY

## Masjid Para & Balidangri East






<b>PROPOSED LAND USE</b>			
AREA OF SLUM :52500.00 Sq Mtr.			
POPULATION :			
CLIENT :PANSKURA MUNICIPALITY			
<b>LEGEND</b>			
<b>ITEMS</b>	SEMI PUCCA	KUCHHA	
	SYMBOL	SYMBOL	QTY
DWELLINGHOUSE(NOS)			32
BLACK TOPPED ROAD (Sq.M.)			00
CONCRETE ROAD(Sq.M)			850
KUCHHA ROAD(Sq. M.)			150
DRAINAGE(M.)			100
PIPELINE(M.)			NIL






  
 Sub-Assistant Engineer  
 PANSKURA MUNICIPALITY

## Mait, Samanta & Kar Para Basti

<b>PROPOSED LAND USE</b>			
AREA OF SLUM :98700.00 Sq Mtr.			
POPULATION :			
CLIENT :PANSKURA MUNICIPALITY			
LEGEND			
ITEMS	SEMI PUCCA	KUCHHA	
	SYMBOL	SYMBOL	QTY
DWELLINGHOUSE(NOS)			69
BLACK TOPPED ROAD (Sq.M.)			00
CONCRETE ROAD(Sq.M)			1150
KUCHHA ROAD(Sq. M.)			200
DRAINAGE(M.)			00
PIPELINE(M.)			NIL



## Naranda Boarding & Azabuddin Para Basti

### PROPOSED LAND USE

AREA OF SLUM : 16000.00 Sq Mtr.

POPULATION :

CLIENT : PANSKURA MUNICIPALITY

### LEGEND

ITEMS	SEMI PUCCA		KUCHHA		QTY
	SYMBOL	SYMBOL	SYMBOL	SYMBOL	
DWELLINGHOUSE(NOS)					111
BLACK TOPPED ROAD (Sq. M.)					450
CONCRETE ROAD(Sq.M)					450
KUCHHA ROAD(Sq. M.)					50
DRAINAGE(M.)					00
PIPELINE(Q)					NIL

Sub-Assistant Engineer  
 PANSKURA MUNICIPALITY

# Medinipur Dakshin canal Para Basti









## PROPOSED LAND USE

AREA OF SLUM : 69900.00 Sq Mtr.

POPULATION :

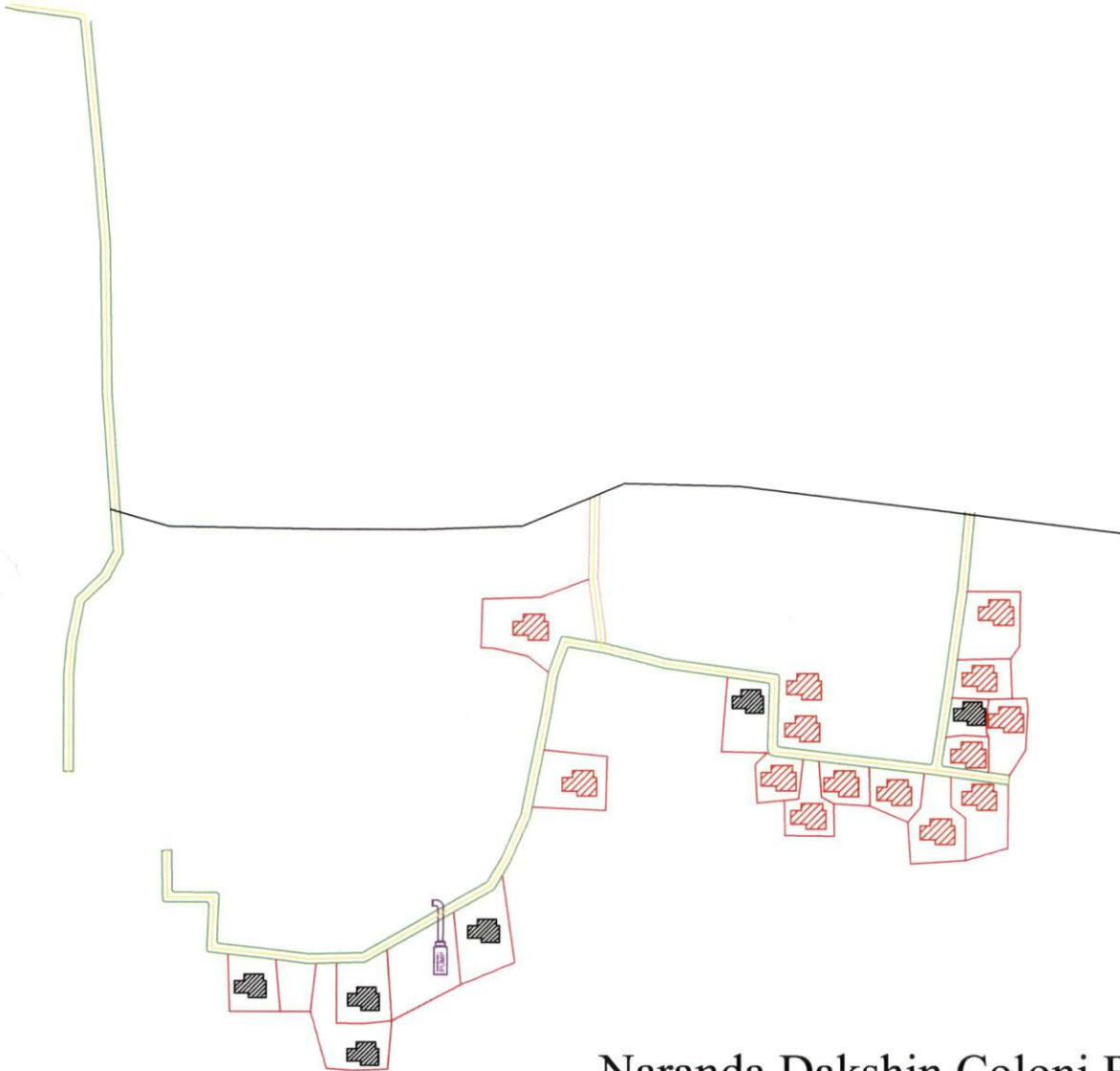
CLIENT : PANSKURA MUNICIPALITY

## LEGEND

ITEMS	SEMI PUCCA		KUCHHA	
	SYMBOL	SYMBOL	SYMBOL	QTY
DWELLINGHOUSE(NOS)				48
BLACK TOPPED ROAD (Sq.M.)				200
CONCRETE ROAD(Sq.M)				350
KUCHHA ROAD(Sq. M.)				250
DRAINAGE(M.)				50
PIPELINE(M.)				NIL










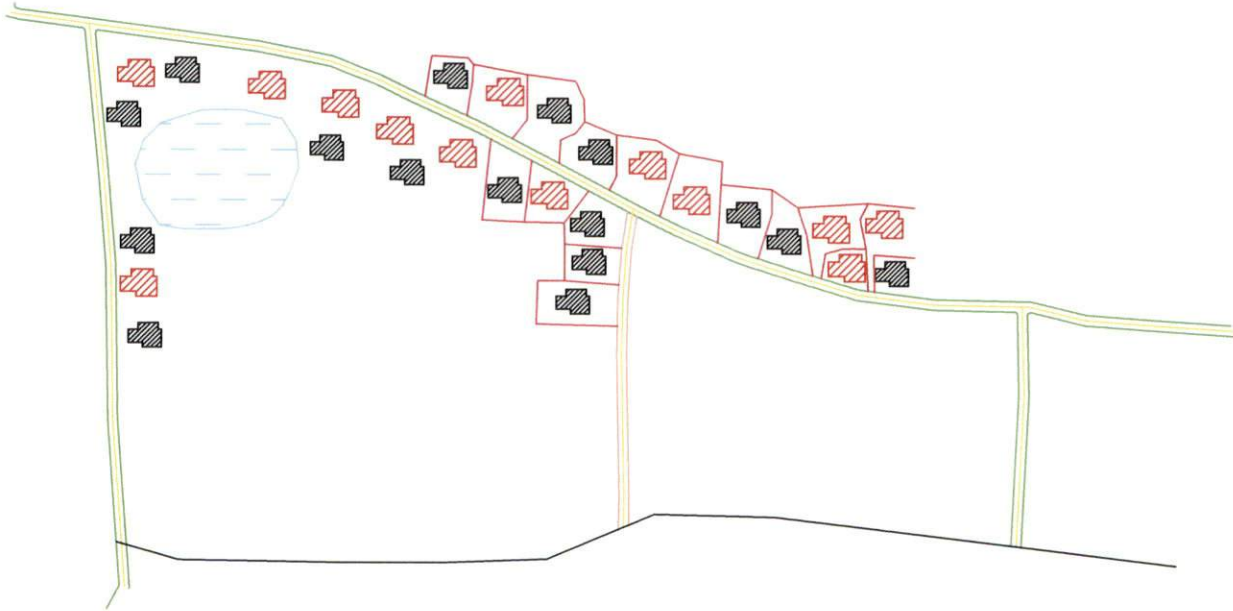
  
 Assistant Engineer  
 PANSKURA MUNICIPALITY




## Naranda Dakshin Coloni Basti








  
 Asst. Engineer  
 PANSKURA MUNICIPALITY

<b>PROPOSED LAND USE</b>			
AREA OF SLUM :88000.00 Sq Mtr.			
POPULATION :			
CLIENT :PANSKURA MUNICIPALITY			
<b>LEGEND</b>			
ITEMS	SEMI PUCCA	KUCHHA	
	SYMBOL	SYMBOL	QTY
DWELLINGHOUSE(NOS)			21
BLACK TOPPED ROAD (Sq.M.)			00
CONCRETE ROAD(Sq.M)			350
KUCHHA ROAD(Sq. M.)			100
DRAINAGE(M.)			100
PIPELINE(M.)			NIL



  
 Sub-Assistant Engineer  
 PANSKURA MUNICIPALITY








## Maity & Naranda Hari Mandir para Basti

<b>PROPOSED LAND USE</b>			
AREA OF SLUM :57300.00 Sq Mtr.			
POPULATION :			
CLIENT :PANSKURA MUNICIPALITY			
<b>LEGEND</b>			
<b>ITEMS</b>	SEMI PUCCA		KUCHHA
	SYMBOL	SYMBOL	QTY
DWELLINGHOUSE(NOS)			47
BLACK TOPPED ROAD (Sq.M.)			00
CONCRETE ROAD(Sq.M)			550
KUCHHA ROAD(Sq. M.)			150
DRAINAGE(M.)			00
PIPELINE(M.)			NIL



  
 Sub-Assistant Engineer  
 PANSKURA MUNICIPALITY

## Balidangri Bandth & Madhya Para Basti

<b>PROPOSED LAND USE</b>			
AREA OF SLUM :9600.00 Sq Mtr.			
POPULATION :			
CLIENT :PANSKURA MUNICIPALITY			
<b>LEGEND</b>			
ITEMS	SEMI PUCCA	KUCHHA	
	SYMBOL	SYMBOL	QTY
DWELLINGHOUSE(NOS)			46
BLACK TOPPED ROAD (Sq.M.)			00
CONCRETE ROAD(Sq.M)			550
PRO. CONC. ROAD(Sq.M)			150
DRAINAGE(M.)			00
PIPELINE(M.)			NIL



  
 Sub-Assistant Engineer  
 PANSKURA MUNICIPALITY

### Khalsa Para Basti








#### PROPOSED LAND USE

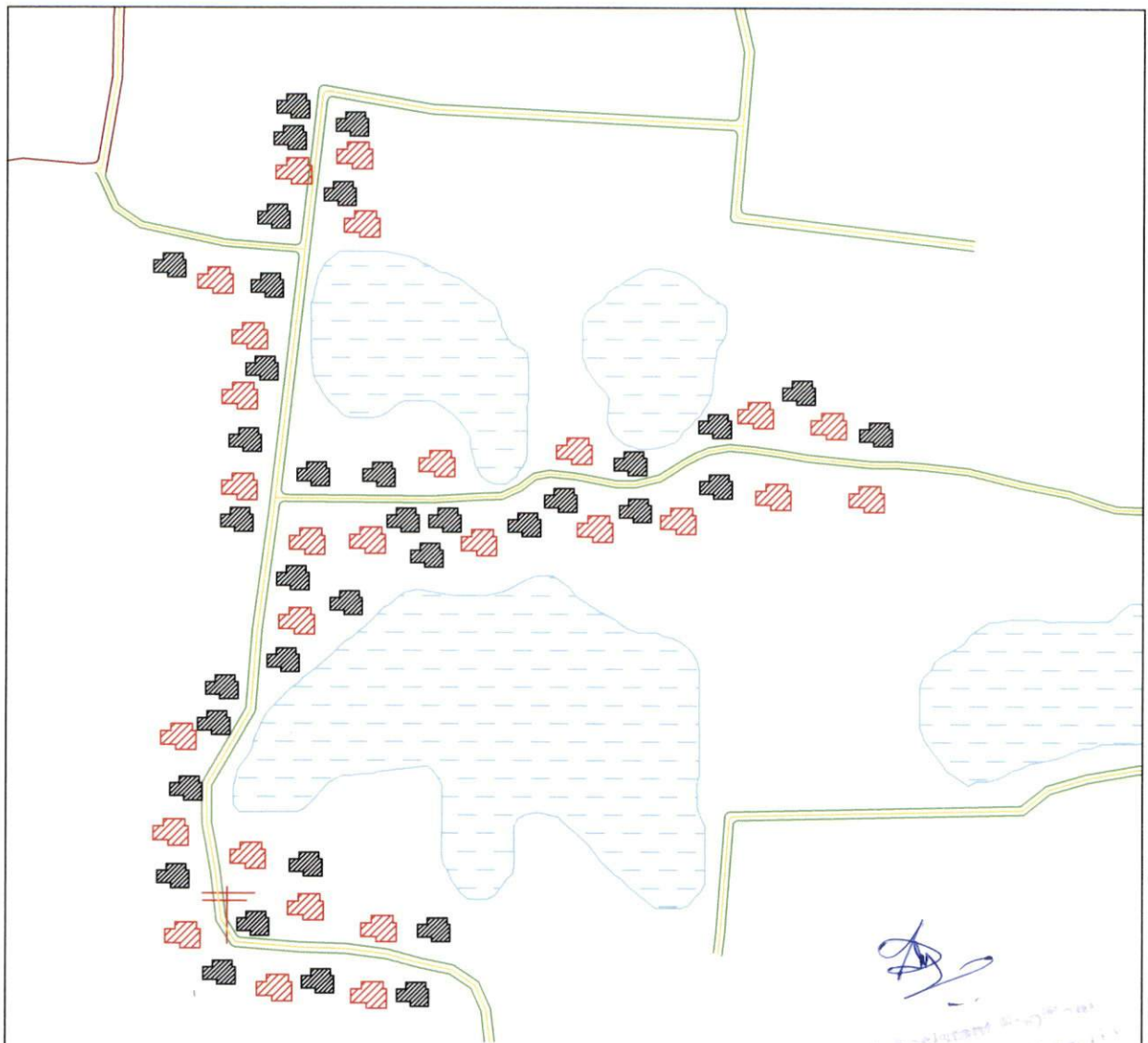
AREA OF SLUM : 20000.00 Sq. Mtr.

POPULATION :






CLIENT : PANSKURA MUNICIPALITY

#### LEGEND

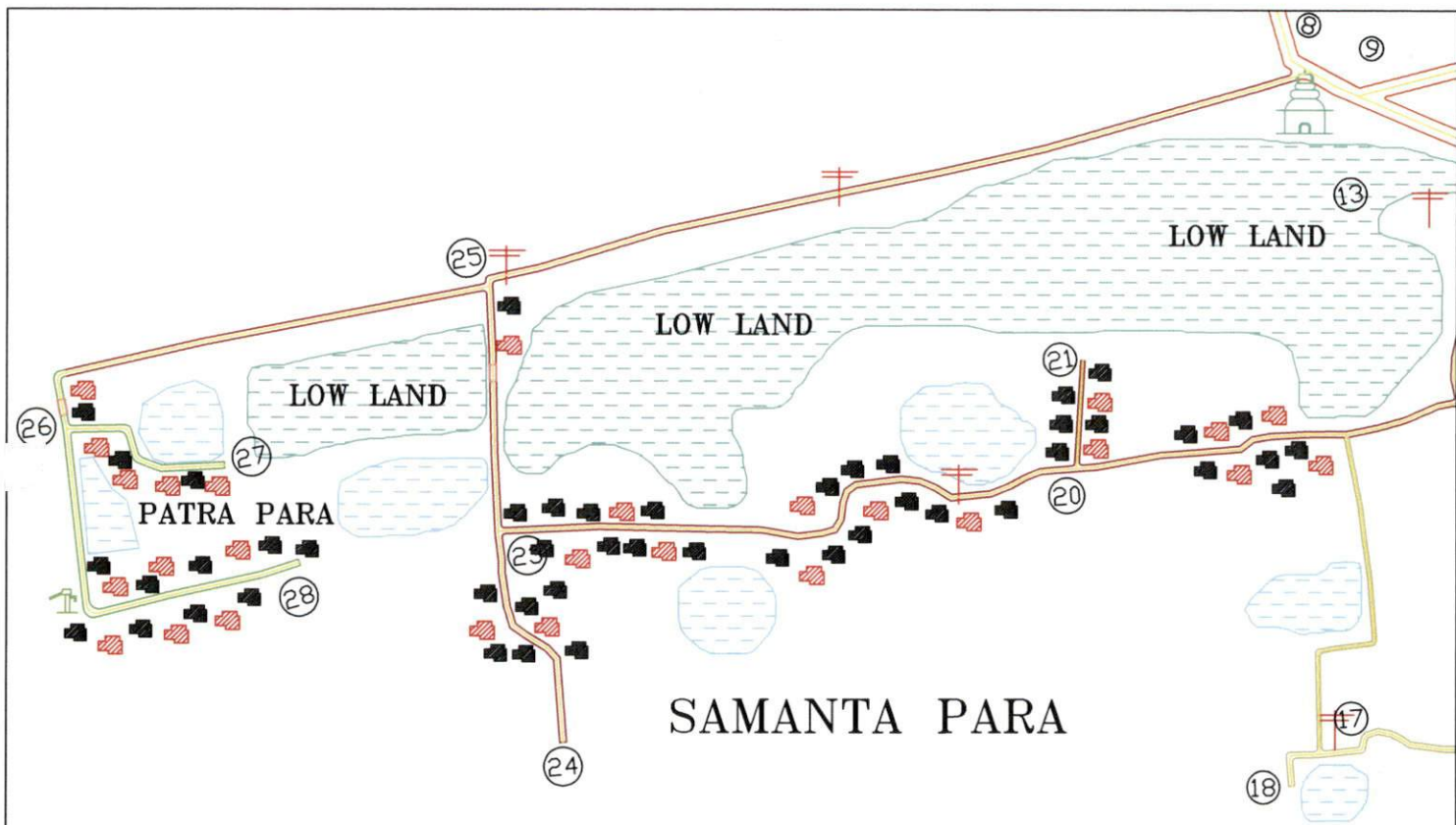
ITEMS	SEMI Pucca		KUCHHA	QTY
	SYMBOL	SYMBOL		
DWELLINGHOUSE(NOS)				73
BLACK TOPPED ROAD (Sq.M)				00
CONCRETE ROAD(Sq.M)				750
PRO. CONC. ROAD(Sq.M)				160
DRAINAGE(FTM )				00
PIPELINE				NIL



## Madhya Kar & Jana Para Basti

<b>PROPOSED LAND USE</b>			
AREA OF SLUM :125700.00 Sq Mtr.			
POPULATION :			
CLIENT :PANSKURA MUNICIPALITY			
<b>LEGEND</b>			
ITEMS	SEMI PUCCA	KUCHHA	
	SYMBOL	SYMBOL	QTY
DWELLINGHOUSE(NOS)			81
BLACK TOPPED ROAD (Sq.M.)			00
CONCRETE ROAD(Sq.M)			750
PRO. CONC. ROAD(Sq.M)			200
DRAINAGE(M.)			150
PIPELINE(M.)			NIL

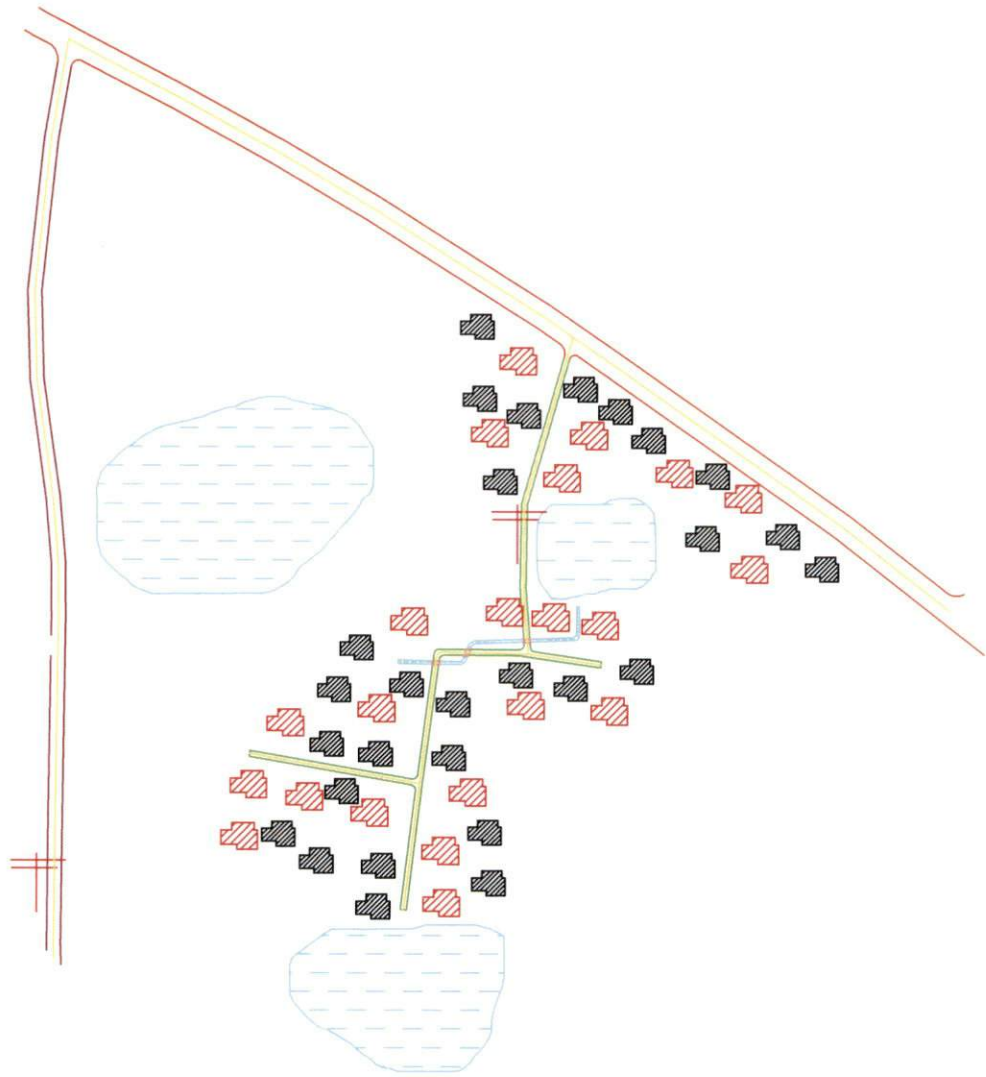




Maity & Patra Para Basti

*[Signature]*  
 Asst. Engineer  
 PANSKURA MUNICIPALITY

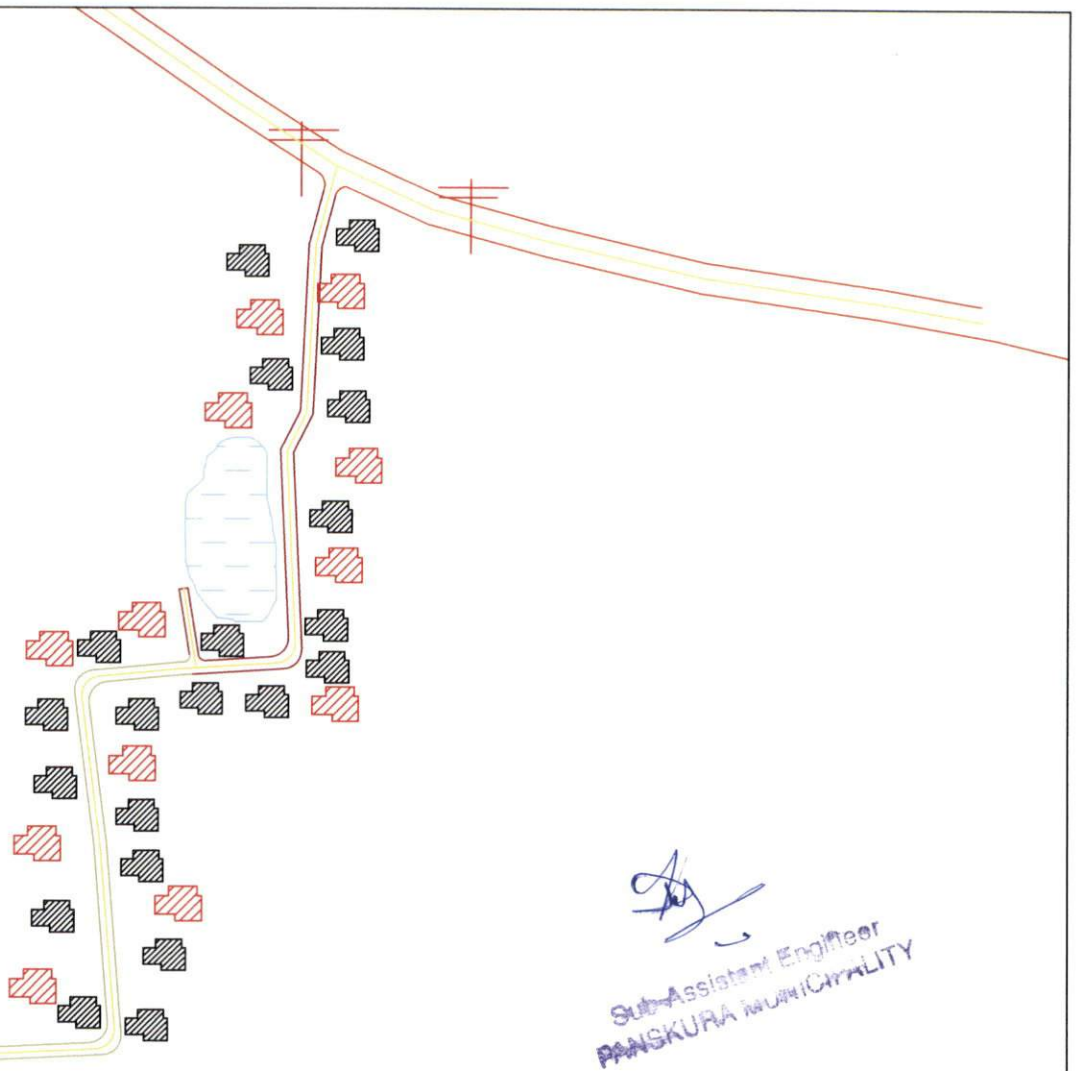
<b>PROPOSED LAND USE</b>			
AREA OF SLUM :22400.00 Sq Mtr.			
CLIENT :PANSKURA MUNICIPALITY			
LEGEND			
ITEMS	SEMI PUCCA	KUCHHA	
	SYMBOL	SYMBOL	QTY
DWELLINGHOUSE(NOS)			90
BLACK TOPPED ROAD (Sq.M.)			00
CONCRETE ROAD(Sq.M)			450
PRO. CONC. ROAD(Sq.M)			150
DRAINAGE(M.)			120
PIPELINE(M.)			NIL



## Maity & Rana Para Basti

*[Signature]*  
 Assistant Engineer  
 PANSKURA MUNICIPALITY

<b>PROPOSED LAND USE</b>			
AREA OF SLUM :82200.00 Sq Mtr.			
POPULATION :			
CLIENT :PANSKURA MUNICIPALITY			
<b>LEGEND</b>			
ITEMS	SEMI PUCCA		KUCHHA
	SYMBOL	SYMBOL	QTY
DWELLINGHOUSE(NOS)			63
BLACK TOPPED ROAD (Sq.M.)			00
CONCRETE ROAD(Sq.M)			350
PRO. CONC. ROAD(Sq.M)			100
DRAINAGE(M.)			120
PIPELINE(M.)			NIL



## Sasmal Para Basti








### PROPOSED LAND USE

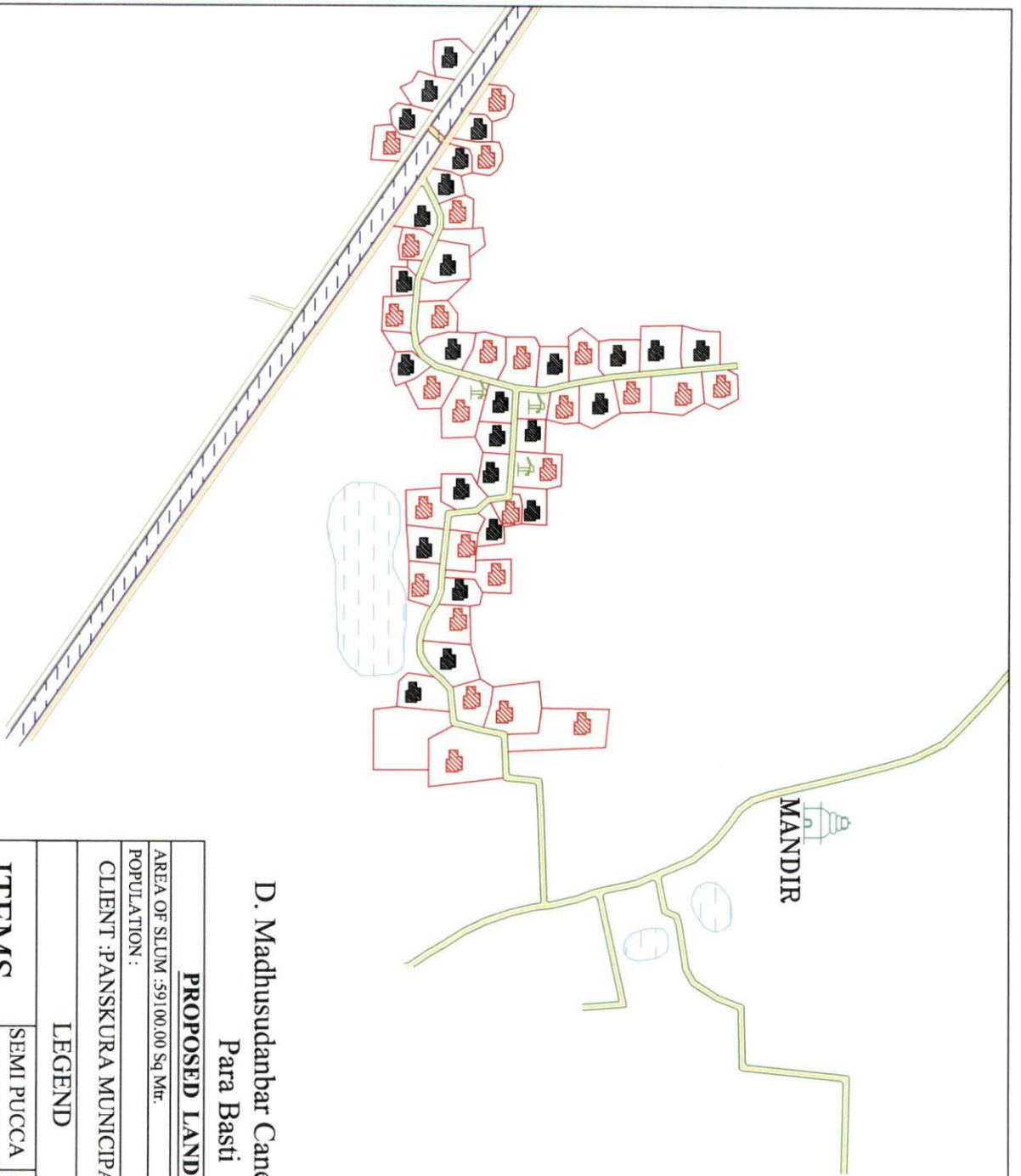
AREA OF SLUM :23700.00 Sq Mtr.

POPULATION :

CLIENT :PANSKURA MUNICIPALITY

### LEGEND

ITEMS	SEMI PUCCA	KUCHHA	
	SYMBOL	SYMBOL	QTY
DWELLINGHOUSE(NOS)			20
BLACK TOPPED ROAD (Sq.M.)			00
CONCRETE ROAD(Sq.M)			250
PRO. CONC. ROAD(Sq.M)			200
DRAINAGE(M.)			00
PIPELINE(M.)			NIL



**D. Madhusudanbar Canel & Lambu  
Para Basti**

**PROPOSED LAND USE**

AREA OF SLUM :59100.00 Sq.Mtr.

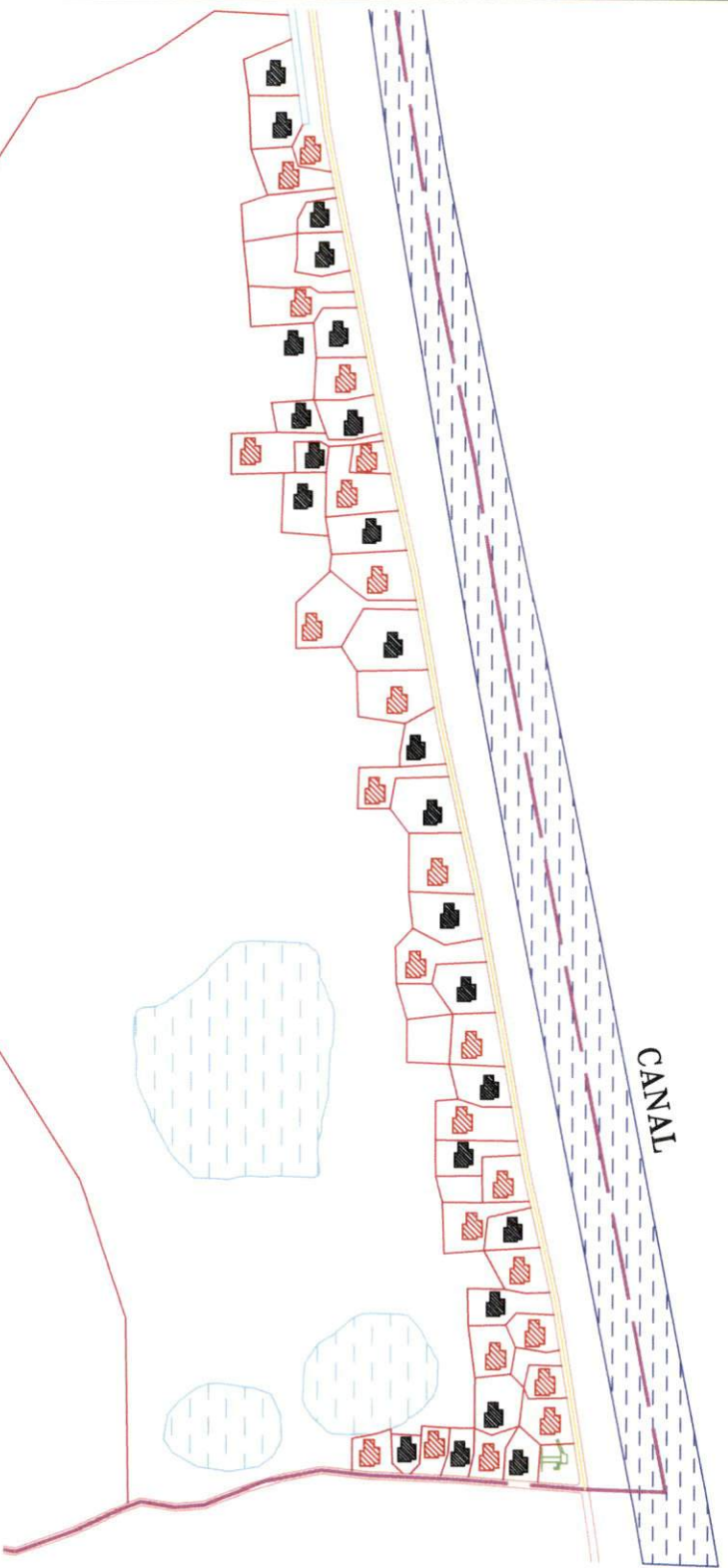
POPULATION :

CLIENT :PANSKURA MUNICIPALITY

**LEGEND**

ITEMS	SEMI PUCCA	KUCHHA	QTY
	SYMBOL	SYMBOL	
DWELLINGHOUSE(NOS)			46
BLACKTOPPED ROAD (Sq.M.)			00
CONCRETE ROAD(Sq.M)			1550
PRO. CONC. ROAD(Sq.M)			125
DRAINAGE(M.)			100
PIPELINE(M.)			NIL

Sub-Assistant Engineer  
PANSKURA MUNICIPALITY



### Uttar Kanakpur Badh Para Basti








#### PROPOSED LAND USE

AREA OF SITEM : 83400 Sq Mtr.

POPULATION :

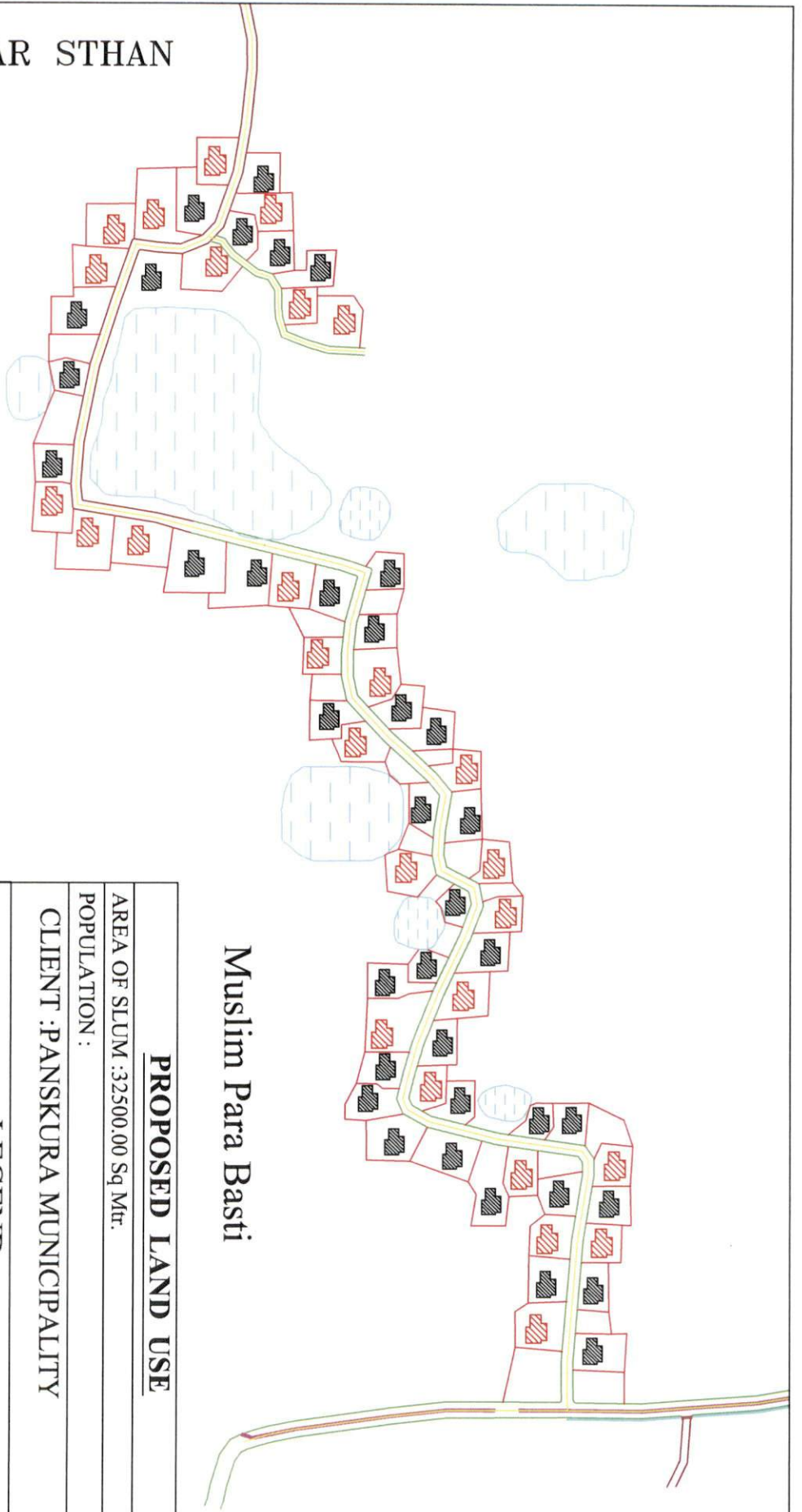
CLIENT : PANSKURA MUNICIPALITY

#### LEGEND

ITEMS	SEMI PUCCA		KUCHHA	QTY
	SYMBOL	SYMBOL		
DWELLINGHOUSE(NOS)				56
BLACK TOPPED ROAD (Sq.M.)				00
CONCRETE ROAD(Sq.M)				750
PRO. CONC. ROAD(Sq.M)				145
DRAINAGE(M.)				50
PIPELINE(M.)				NIL

  
 Sub-Assistant Engineer  
 PANSKURA MUNICIPALITY

# KABAR STHAN



## Muslim Para Basti

### PROPOSED LAND USE

AREA OF SLUM : 32500.00 Sq Mtr.

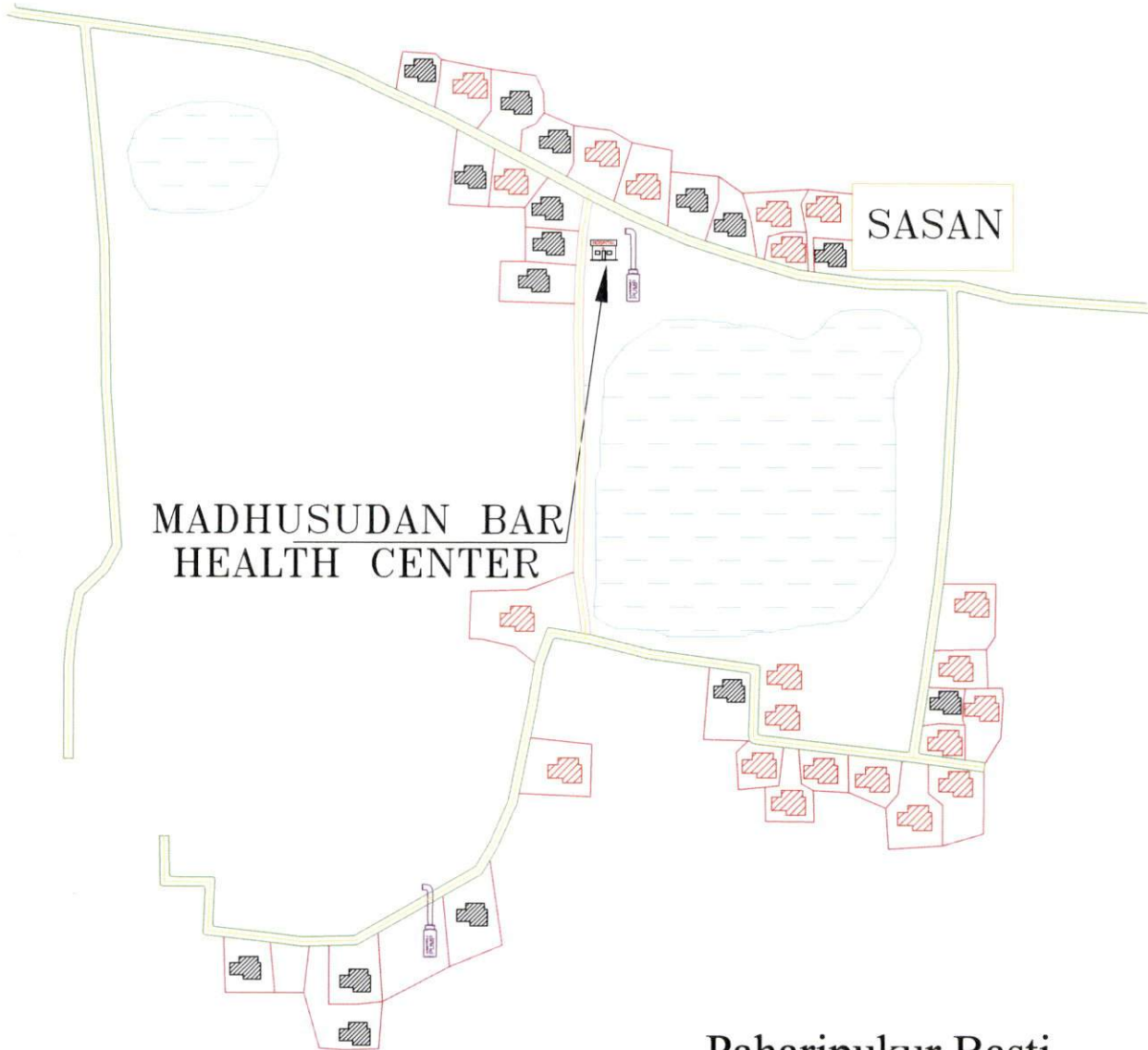
POPULATION :

CLIENT : PANSKURA MUNICIPALITY

### LEGEND

ITEMS	SEMI PUCCA	KUCHHA	QTY
	SYMBOL	SYMBOL	
DWELLINGHOUSE(NOS)			93
BLACK TOPPED ROAD (Sq.M)			00
CONCRETE ROAD(Sq.M)			1250
PRO. CONC. ROAD(Sq.M)			150
DRAINAGE(M.)			00
PIPELINE(M.)			NIL

Assistant Engineer  
PANSKURA MUNICIPALITY



### Paharipur Basti








#### PROPOSED LAND USE

AREA OF SLUM :19600.00 Sq Mtr.

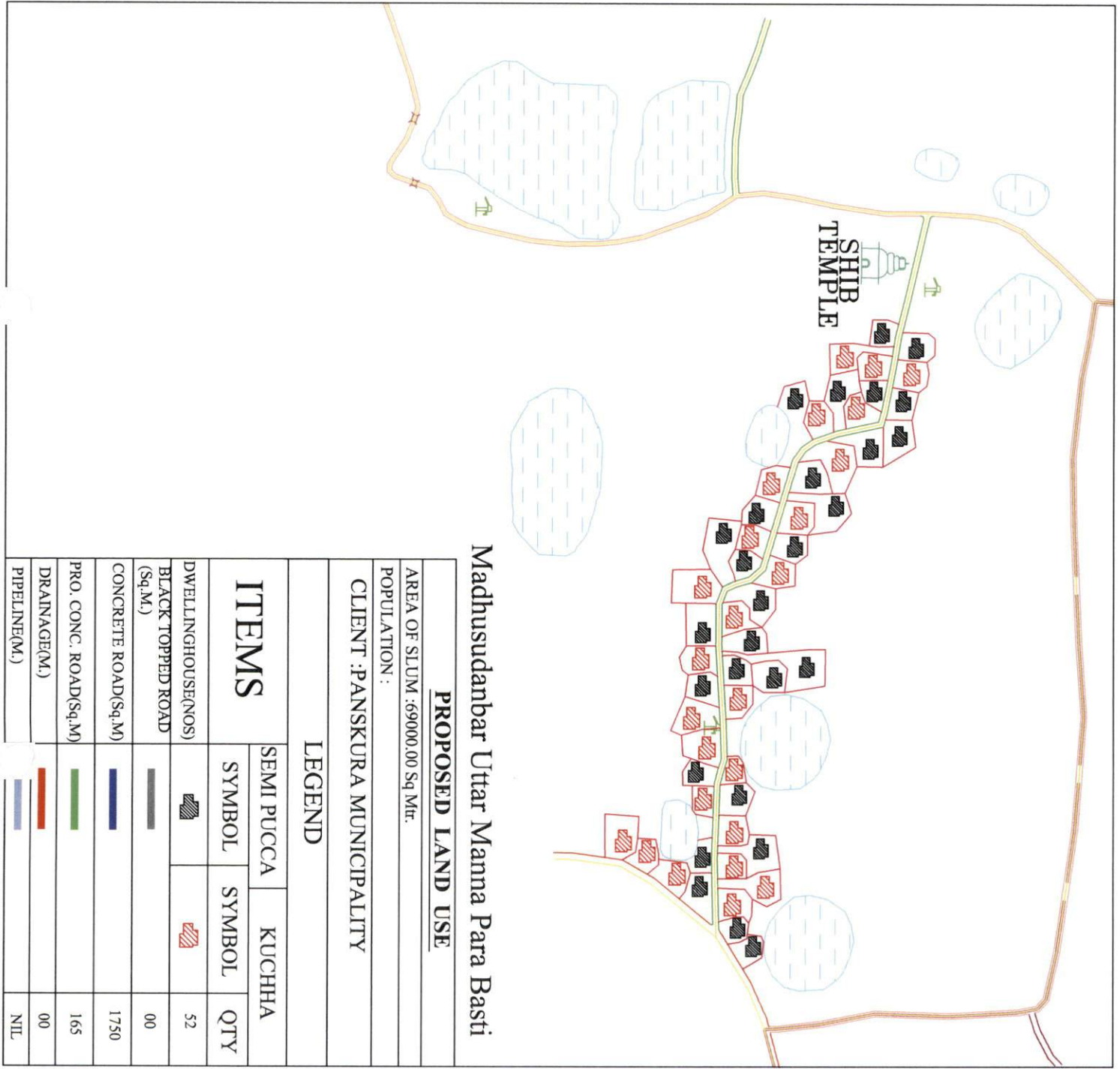
POPULATION :

CLIENT :PANSKURA MUNICIPALITY

#### LEGEND

ITEMS	SEMI PUCCA	KUCHHA	
	SYMBOL	SYMBOL	QTY
DWELLINGHOUSE(NOS)			36
BLACK TOPPED ROAD (Sq.M.)			00
CONCRETE ROAD(Sq.M)			1250
PRO. CONC. ROAD(Sq.M)			150
DRAINAGE(M.)			00
PIPELINE(M.)			NIL

  
 Assistant Engineer  
 PANSKURA MUNICIPALITY



**Madhusudanbar Uttar Manna Para Basti**

**PROPOSED LAND USE**

AREA OF SLUM : 69000.00 Sq.Mtr.

POPULATION :

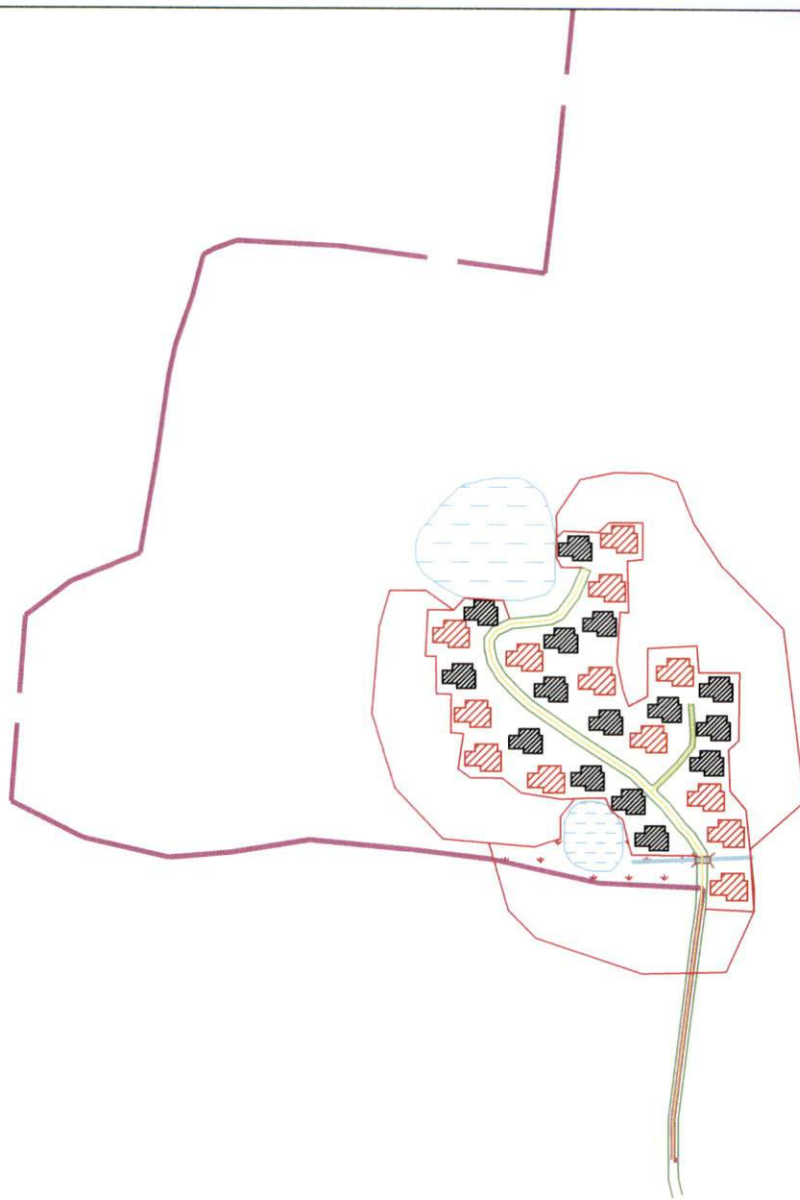
CLIENT : PANSKURA MUNICIPALITY

**LEGEND**

ITEMS	SEMI PUCCA		KUCHHA	QTY
	SYMBOL	SYMBOL		
DWELLINGHOUSE(NOS)				52
BLACK TOPPED ROAD (Sq.M.)				00
CONCRETE ROAD(Sq.M)				1750
PRO. CONC. ROAD(Sq.M)				165
DRAINAGE(M)				00
PIPELINE(M)				NIL

*[Handwritten Signature]*  
 Sub-Assistant Engineer  
 PANSKURA MUNICIPALITY





## Amupara Basti

*Handwritten signature*  
 Sub-Assistant Engineer  
 PANSKURA MUNICIPALITY

### PROPOSED LAND USE

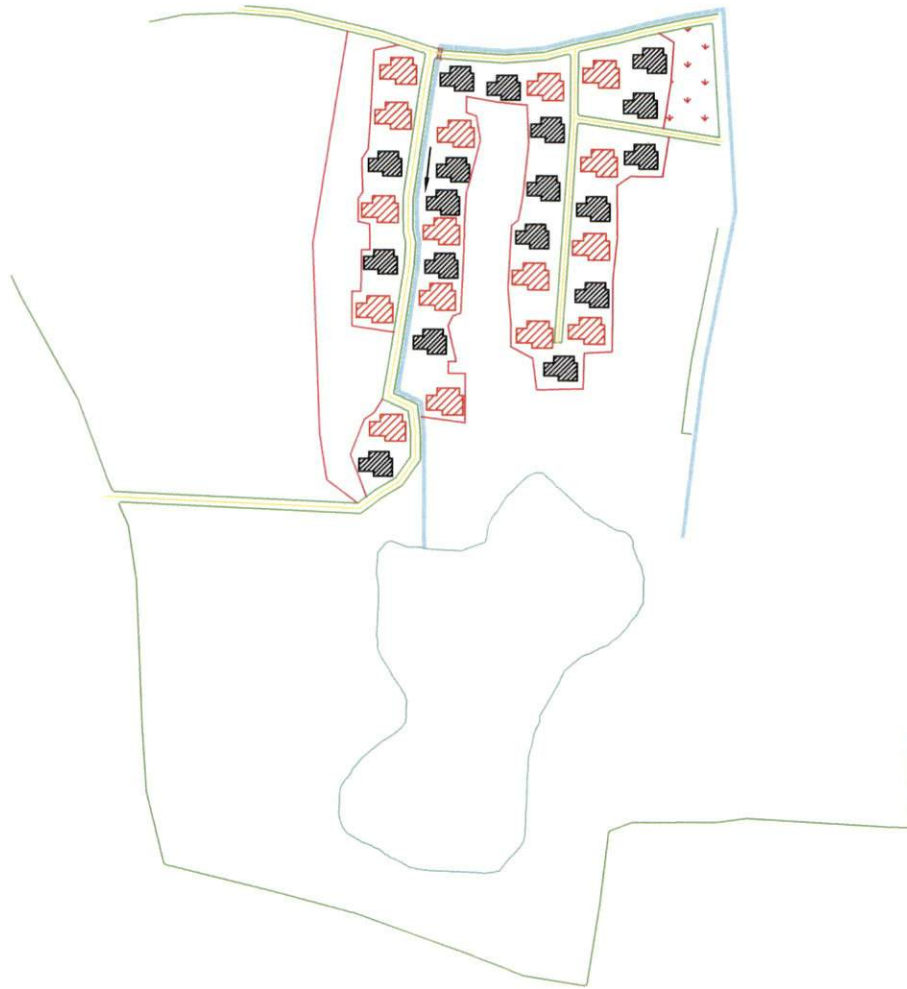
AREA OF SLUM :48000.00 Sq Mtr.

POPULATION :

CLIENT :PANSKURA MUNICIPALITY

### LEGEND

ITEMS	SEMI PUCCA	KUCHHA	
	SYMBOL	SYMBOL	QTY
DWELLINGHOUSE(NOS)			22
BLACK TOPPED ROAD (Sq.M.)			00
CONCRETE ROAD(Sq.M)			750
PRO. CONC. ROAD(Sq.M)			180
DRAINAGE(M.)			100
PIPELINE(M.)			NIL



*Handwritten signature*

Sub-Assistant Engineer  
PANSKURA MUNICIPALITY

## Kasem Para Basti

### PROPOSED LAND USE

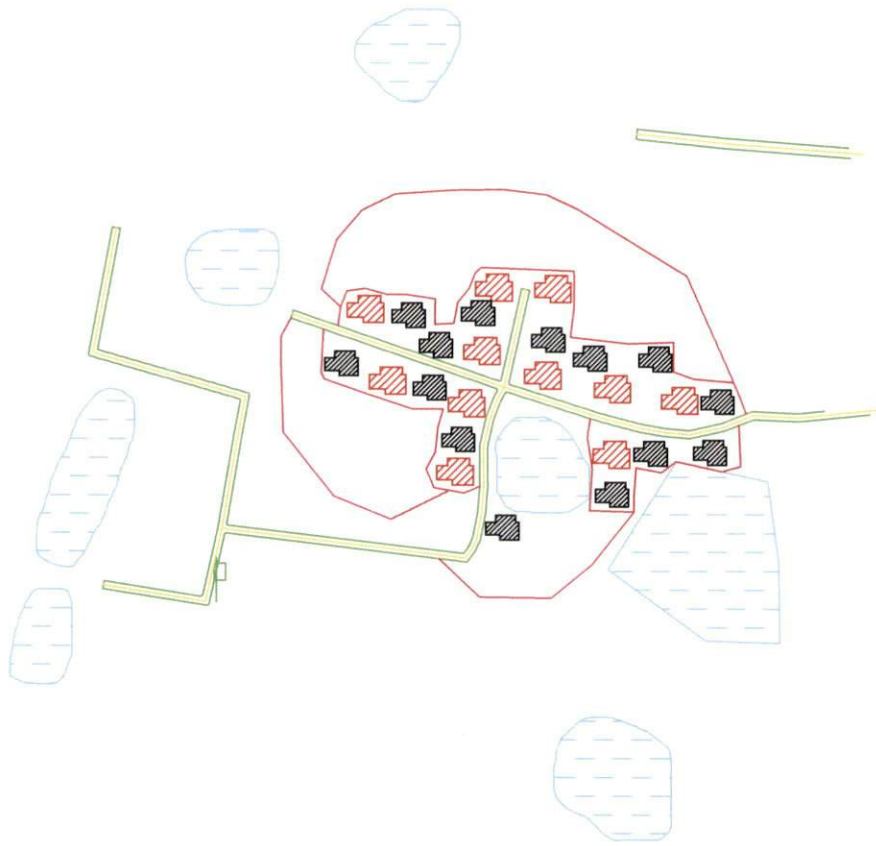
AREA OF SLUM :36000.00 Sq Mtr.

POPULATION :

CLIENT :PANSKURA MUNICIPALITY

### LEGEND

ITEMS	SEMI PUCCA	KUCHHA	
	SYMBOL	SYMBOL	QTY
DWELLINGHOUSE(NOS)			0
BLACK TOPPED ROAD (Sq.M.)			00
CONCRETE ROAD(Sq.M)			850
PRO. CONC. ROAD(Sq.M)			140
DRAINAGE(M.)			100
PIPELINE(M.)			NIL



  
 Sub-Assistant Engineer  
 PANSKURA MUNICIPALITY

## Madhya Muslim Para Basti








### PROPOSED LAND USE

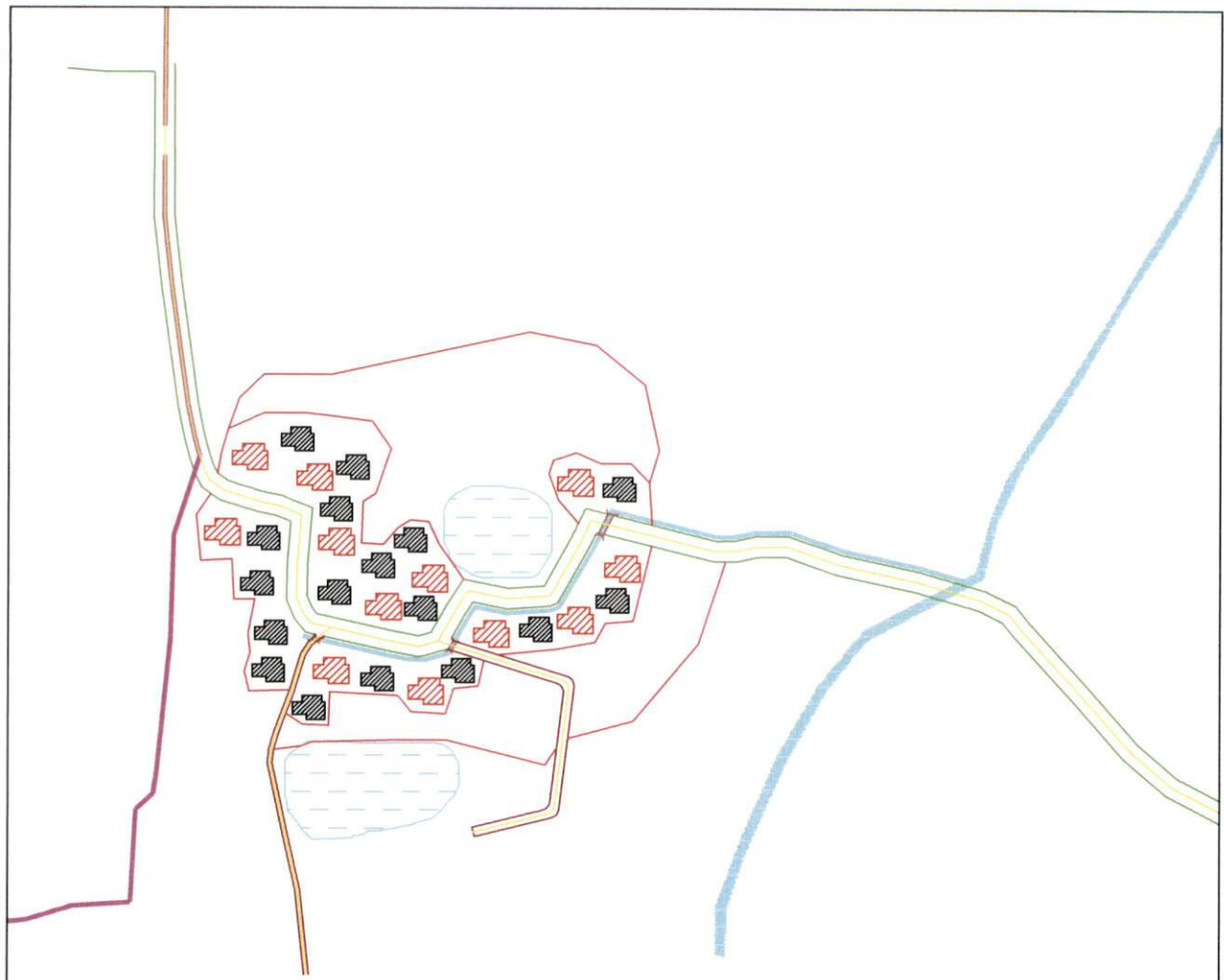
AREA OF SLUM :25000.00 Sq Mtr.

POPULATION :

CLIENT :PANSKURA MUNICIPALITY

### LEGEND

ITEMS	SEMI PUCCA	KUCHHA	
	SYMBOL	SYMBOL	QTY
DWELLINGHOUSE(NOS)			11
BLACK TOPPED ROAD (Sq.M.)			00
CONCRETE ROAD(Sq.M)			750
PRO. CONC. ROAD(Sq.M)			150
DRAINAGE(M.)			200
PIPELINE(M.)			NIL



*[Signature]*  
 Sub-Assistant Engineer  
 PANSKURA MUNICIPALITY

## Sura- Bahargram Madhya Muslim Para Basti

<b>PROPOSED LAND USE</b>			
AREA OF SLUM :11200.00 Sq Mtr.			
POPULATION :			
CLIENT :PANSKURA MUNICIPALITY			
<b>LEGEND</b>			
<b>ITEMS</b>	<b>SEMI PUCCA</b>		<b>KUCHHA</b>
	<b>SYMBOL</b>	<b>SYMBOL</b>	<b>QTY</b>
DWELLINGHOUSE(NOS)			39
BLACK TOPPED ROAD (Sq.M.)			00
CONCRETE ROAD(Sq.M)			1050
PRO. CONC. ROAD(Sq.M)			170
DRAINAGE(M.)			300
PIPELINE(M.)			NIL

## Sura canal Para Basti








### PROPOSED LAND USE

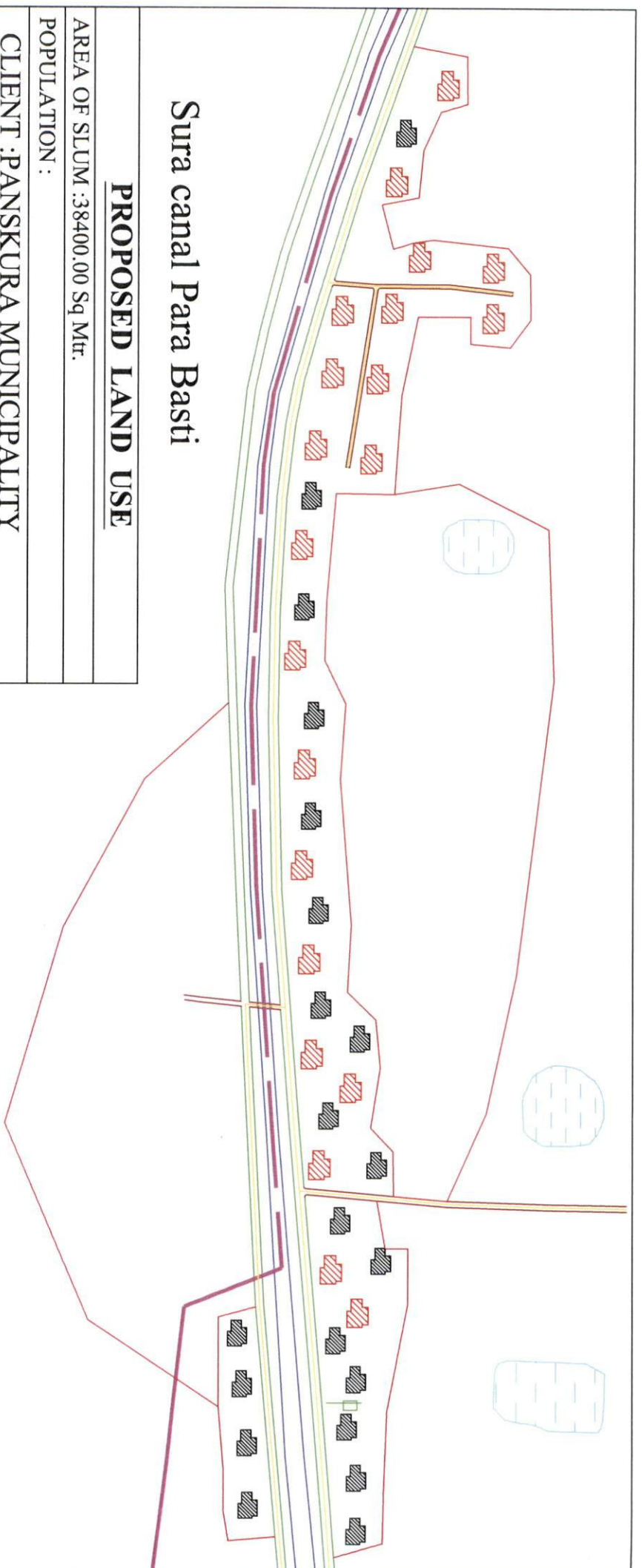
AREA OF SLUM : 38400.00 Sq Mtr.

POPULATION :

CLIENT : PANSKURA MUNICIPALITY

### LEGEND

ITEMS	SEMI PUCCA		KUCHHA	QTY
	SYMBOL	SYMBOL		
DWELLINGHOUSE(NOS)				50
BLACK TOPPED ROAD (Sq.M.)				00
CONCRETE ROAD(Sq.M)				1050
PRO. CONC. ROAD(Sq.M)				160
DRAINAGE(M.)				100
PIPELINE(M.)				NIL










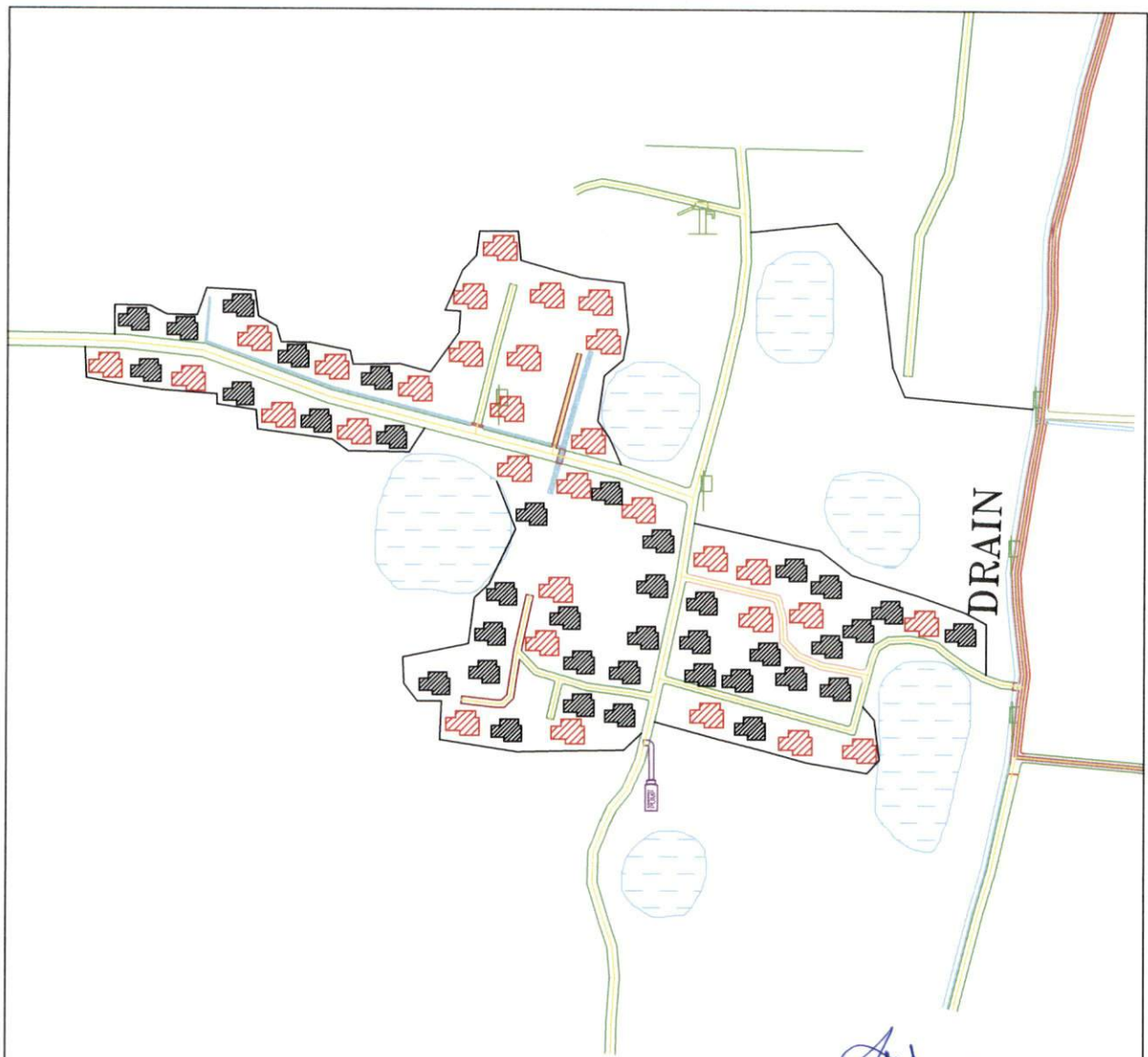
  
 Sub-Assistant Engineer  
 PANSKURA MUNICIPALITY



  
 Sub-Assistant Engineer  
 PANSKURA MUNICIPALITY








## Dakshin Muslim Para Basti

<b>PROPOSED LAND USE</b>			
AREA OF SLUM :46300.00 Sq Mtr.			
POPULATION :			
CLIENT :PANSKURA MUNICIPALITY			
<b>LEGEND</b>			
<b>ITEMS</b>	SEMI PUCCA	KUCHHA	
	SYMBOL	SYMBOL	QTY
DWELLINGHOUSE(NOS)			92
BLACK TOPPED ROAD (Sq.M.)			00
CONCRETE ROAD(Sq.M)			1250
PRO. CONC. ROAD(Sq.M)			400
DRAINAGE(M.)			00
PIPELINE(M.)			NIL



  
 Sub-Assistant Engineer  
 PANSKURA MUNICIPALITY

### Muslim Para Basti

<b>PROPOSED LAND USE</b>			
AREA OF SLUM :31000.00 Sq Mtr.			
POPULATION :			
CLIENT :PANSKURA MUNICIPALITY			
<b>LEGEND</b>			
ITEMS	SEMI PUCCA	KUCHHA	
	SYMBOL	SYMBOL	QTY
DWELLINGHOUSE(NOS)			82
BLACK TOPPED ROAD (Sq.M.)			00
CONCRETE ROAD(Sq.M)			950
PRO. CONC. ROAD(Sq.M)			200
DRAINAGE(M.)			24
PIPELINE(M.)			NIL



*(Handwritten Signature)*

Sub-Assistant Engineer  
PANSKURA MUNICIPALITY

### Patra Para Basti

#### PROPOSED LAND USE

AREA OF SLUM :37000.00 Sq Mtr.

POPULATION :

CLIENT :PANSKURA MUNICIPALITY

#### LEGEND

ITEMS	SEMI PUCCA	KUCHHA	
	SYMBOL	SYMBOL	QTY
DWELLINGHOUSE(NOS)			49
BLACK TOPPED ROAD (Sq.M.)			00
CONCRETE ROAD(Sq.M)			650
PRO. CONC. ROAD(Sq.M)			300
DRAINAGE(M.)			00
PIPELINE(M.)			NIL



**DETAILED ESTIMATE FOR THE CONSTRUCTION OF SINGLE UNIT DWELLING HOUSE**

**Pradhan Mantri Awas Yojana Housing For All (Urban)**


Total Covered Area- 32.18 sq.m (With Electrical Works)

Referance of Schedule of Rates : PWD (W.B.), Schedule of Rates Building & Sanitary w.e.f-01.07.2014 & Corrigenda  
/24 Pgs (N & S)/ Kalyani Sub Div.)

( Kolkata

Floor Area 25.37 sqm

SL No.	Description of Works	Quantity	Unit	Rate (Rs.)	Amount (Rs.)
1	Earthwork in excavation in foundation trenches or drains, in all sorts of soil ( including mixed soil but excluding laterite or sandstone) including removing spreading or stacking the spoils within a lead of 75 m as directed including trimming the sides of trenches, levelling, dressing and ramming the bottom, bailing out water etc. as required complete. a) Depth of excavation not exceeding 1500mm . <b>SOR, PWD, P-1, I -2 a</b>	13.000	%cu.m	12047.00	1566.11
2	Earth work in filling in foundation trenches or plinth with good earth in layers not exceeding 150 mm. including watering and ramming etc. layer by layer complete.( Payment to be made on the basis of measurement of finished quantity of work ) a) With earth obtained from excavation of foundation. <b>SOR, PWD, P-1, T/3 a</b>	11.120	%cu.m	7831.00	870.81
3	Supplying Laying Polithin Sheets etc. <b>SOR, PWD, P-45, T - 13</b>	22.000	sqm	25.00	550.00
4	Cement concrete with graded Stone ballast (40 mm.) excluding shuttering.a) In ground floor and foundation.6 : 3 : 1 proportion Pakur variety <b>SOR, PWD, Page 24 ; Item -10 a</b>	3.500	cu.m.	5823.00	20380.50
5	25 mm. thick damp proof with cement concrete (4:2:1) (with graded stone aggregate 10 mm. Normal size) and painting the top surface with a coat of bitumen using 1.7 kg. per sq.m. including heating the bitumen and cost and carriage of all materials complete. <b>SOR, PWD, P-45, T-12</b>	6.810	sqm,	297.00	2022.57
6	Brick work with 1st class bricks in cement mortar (6:1) a) In foundation and plinth. b) In super structure <b>SOR, PWD, P-29, T -22(a), (b)</b>	10.430 15.240	cum cum	5719.00 5943.00	59649.17 90571.32
7	125mm thick brick work with 1st. class bricks in cement mortar (4:1). a) In ground floor <b>SOR, PWD, P-73, I -29</b>	23.220	sq.m.	783.00	18181.26
8	Ordinary Cement concrete (mix 1:1.5:3) with graded stone chips (20 mm nominal size) excluding shuttering and reinforcement if any, in ground floor as per relevant IS codes. (i) Pakur Variety <b>SOR, PWD, P-14, T -7(i)</b>	3.940	cu.m.	6851.66	26995.54
9	Reinforcements for reinforced concrete work in all sorts of structures including distribution bars, stirrups, binders etc. including supply of rods, initial straightening and removal of loose rust (if necessary), cutting to requisite length, hooking and bending to correct shape, placing in proper position and binding with 16G black annealed wire at every inter-section, complete as per drawing and direction. (a) For works in-foundation, basement and upto roof of ground floor / upto 4m. (i) Tor steel/Mild steel. <b>SOR, PWD, P-27, T -15(i)</b>	0.309	MT	60705.93	18775.74

  
 2/2/11  
 Sub-Assistant Engineer  
 PARADKURA MUNICIPALITY

→ CP

SL No.	Description of Works	Quantity	Unit	Rate (Rs.)	Amount (Rs.)
10	Hire and labour charges for shuttering with centring and necessary staging upto 4 m. using approved stout props and thick hard wood planks of approved thickness with required bracing for concrete slabs, beams, columns, lintels curved or straight including fitting, fixing and striking out after completion of works. (upto roof of ground floor). (When the height of a particular floor is more than 4 m. the equivalent floor ht. shall be taken as 4 m. and extra for works beyond the initial 4 m. ht. shall be allowed under 12(e) for every 4 m. or part thereof.) <b>SOR, PWD, P-66, T -12(a)</b> 25 mm. to 30 mm. thick wooden shuttering as per decision & direction of Engineer-in-charge. Ground Floor	37.063	M <sup>2</sup>	360.00	13342.68
11	Plaster ( to wall, floor, ceiling etc.) with sand and cement mortar including rounding off or chamfering corners as directed and raking out joints or roughening of concrete surface, including throating, nosing and drip course where necessary . In ground floor. A) With 6:1 cement mortar. a) Inside wall 20 mm thick plaster <b>SOR, PWD, P-151, T -2 (i)(b)</b> b) Out side Wall, 15mm th. <b>SOR, PWD, P-151, I -2 (i)(c)</b> B)10mm th ceiling plaster (4:1) <b>SOR, PWD, P-151, I -2 (i)(c)</b>	116.940	sq.m.	181.00	21166.14
		111.950	sq.m.	156.00	17464.20
		23.330	sq.m.	140.00	3266.20
12	Neat cement punning about 1.5mm thick in wall, dado, window, sills, floor, drain etc. <b>SOR, PWD, P-152, I -8</b>	26.700	sq.m.	38.00	1014.60
13	Artificial stone in floor,dado, staircase etc. with cement concrete (4:2:1) with stone chips laid in panels as directed with topping made with ordinary or white cement (as necessary) and marble dust in proportion (2:1) including smooth finishing and rounding off corners and including application of cement slurry before flooring works, using cement @ 1.75 kg./sq.m. all complete including all materials and labour. In ground floor. 3 mm. thick topping (High polishing grinding on this item is not permitted) with ordinary cement. 20mm thick <b>SOR, PWD, P-40, I -3 (i)</b>	26.490	sq.m.	265.00	7019.85
14	Supplying, fitting & fixing MS clamp for fixing door and window frame made of flat bent bar, end bifurcated, fixed in cement concrete with stone chips (4:2:1)a fitted and fixed omplete as per direction. 40mm x 6mm x 125 mm length. (Cost of cement concrete will be paid separately) <b>SOR, PWD, P-90, I -18 (c)</b>	34	each	22.00	748.00
15	Wood work in door and window frame fitted and fixed complete including a protective coat of painting at the contact surface of the frame other Local wood <b>SOR, PWD, P-85, T -1(i)</b>	0.213	cu.m.	46171.00	9834.42
16	Panel Shutter of door & Window (each Panal Consisting Of single Plan without Join) 25 mm thick shutter with 12 mm thick Panal of size 30 to 45 cm. Other Local wood <b>SOR, PWD, P-105, I -84 (iv)c</b>	8.520	sq.m.	1567.00	13350.84
17	Iron butt hinges of approved quality fitted and fixed with steel screws, with ISI mark. a)75mm x 47mm x 1.70mm <b>SOR, PWD, P-91, T -20(iv)</b>	32.000	each	34.00	1088.00
18	Iron Socket Bolt of approved quality fitted and fixed complete. i) 150 mm long x 10 mm dia <b>SOR, PWD P-93, I -25,c</b>	11.000	each	71.00	781.00
19	White washing including cleaning and smoothening surface thoroughly (5 parts of stone lime and 1 part of shell lime should be used in the finishing coat). Two Coats <b>SOR, PWD, P-155, I -3 (b)</b>	124.960	%sq.m	1887.00	2358.00
20	Colour washing with ella with a coat of white wash priming including cleaning and smoothening surface thoroughly external surface One Coat	100.560	%sq.m	1514.00	1522.48