

Sl. No.	Services	Performance in the reporting month		Cumulative performance since April _____	
		M	F	M	F
3.	Pregnancy Outcome				
3.1	No. of births				
	a) Live births			1705	1424
	b) Still births			20	7
3.2	Order of birth in 3.1 (a) (live births)				
	a) 1 st			834	654
	b) 2 nd			626	551
	c) 3+			245	219
3.3	New born status of birth in 3.1 (a) (live births)				
	a) Less than 2.5 Kg.			249	210
	b) 2.5 Kg. or more			1247	993
	c) Weight not recorded			209	221
3.4	High risk new born				
	a) No. Attended			15	16
	b) No. Referred			13	9
4.	Post Natal Care				
4.1	No. of women received 3 post natal check-ups			841	
4.2	No. of Complicated cases referred			16	
5.	Maternal Deaths				
5.1	During Pregnancy			1	
5.2	During Delivery			-	
5.3	Within 6 weeks of delivery			2	
6.	RTI/STI	M	F	M	F
6.1	Cases detected			127	336
6.2	Cases treated			80	201

Contd..

7. Immunization & Prophylaxis :

	During the month	Cumulative since April 2006
No. of Sessions planned		1490
No. of Sessions held		1415
No. of outreach Sessions held		

		During the month				Cumulative since April					
		Under - 1 Yr.		Above 1 Yr.		Under - 1 Yr.			Above 1 Yr.		
		Male	Female	Male	Female	Male	Female	Total	Male	Female	Total
BCG						1560	1394	2954			
DPT	DPT-1					1374	1274	2648			
	DPT-2					1521	1360	2881			
	DPT-3					1397	1259	2656			
OPV	OPV-0					1434	1234	2668			
	OPV-1					1374	1277	2651			
	OPV-2					1522	1359	2881			
	OPV-3					1397	1261	2658			
Hepatitis B	Hep-1					7	6	13			
	Hep-2					18	5	23			
	Hep-3					7	6	13			
Measles					1285	1057	2342				
Fully immunized Children under 1 year	Having BCG+3 doses of OPV&DPT + Measles					1147	881	2028			
VITAMIN -A	Dose - 1					1378	1109	2487			
Children more than 18 months	DPT Booster								1101	987	2088
	OPV Booster								1103	989	2092
VITAMIN -A	Dose - 2								1085	1053	2138
	Dose - 3								957	814	1771
	Dose - 4								722	564	1286
	Dose - 5								557	451	1008
Children more than 5 yrs.	DT - 1								944	794	1738
	DT - 2								211	197	408
Children more than 10 yrs.	TT - 1								373	412	785
	TT - 2								103	103	206
Children more than 16 yrs.	TT - 1								143	148	291
	TT - 2								21	22	43
No. of Children received IFA									1910	1595	3505
UNTOWARD REACTION											
1. Reported deaths associated with immunization											
2. Number of abscesses						1	3	4	1	-	1
3. Other Complications											

Contd..

Sl. No.	Services	Performance in the reporting month			Cumulative performance since April 2006		
		M	F	T	M	F	T
8.	Vaccine preventable diseases for under - 5 years children						
	a) Diphtheria	M	F	T	M	F	T
	i) Cases				4	2	6
	ii) Deaths				-	-	-
	b) Polio myelitis						
	i) Cases				-	-	-
	ii) Deaths				-	-	-
	c) Neo Natal Tetanus						
	i) Cases				-	-	-
	ii) Deaths				-	-	-
	d) Tetanus other than Neo Natal						
	i) Cases				-	-	-
	ii) Deaths				-	-	-
	e) Whooping Cough						
	i) Cases				11	5	16
	ii) Deaths				-	-	-
	f) Measles						
	i) Cases				225	155	380
	ii) Deaths				-	-	-
8.1	Other specified communicable diseases						
	a) Malaria						
	i) Cases				124	84	208
	ii) Deaths				-	-	-
	b) Tuberculosis						
	i) Cases				53	24	77
	ii) Deaths				9	1	10
	c) Leprosy						
	i) Cases				28	10	38
	ii) Deaths				-	-	-
9.	ARI under 5 years (Pneumonia)						
	a) Cases				1131	1008	2139
	b) Treated with Co-trimoxazole				985	796	1781
	c) Deaths				1	1	2
10.	Acute Diarrhoeal Diseases under 5 years						
	a) Cases				2083	1690	3773
	b) Treated with ORS				1816	1461	3277
	c) Deaths				-	-	-
11.	Child Deaths						
	a) under 1 week				29	19	48
	b) 1 week to under 1 month				8	1	9
	c) 1 month to under 1 year				7	8	15
	d) 1 year to under 5 years				8	4	12

Contd..

Sl. No.	Services	No. of Eligible Couple already protected (as existing on 31 st March preceding year)	Performance in the reporting month		Cumulative performance Since April 2006 including carried over performance (a + b - c)
			No of New Acceptors	Nos. Discontinued OR taken off for crossing Eligible age	
		(a)	(b)	(c)	
12.	Contraceptive Services				
12.1	Male Sterilisation				
	a) Conventional				121
	b) No scalpel				-
12.2	Female Sterilisation				
	a) Abdominal				19149
	b) Laparoscopic				358
12.3	Total IUD insertions				249
12.3.1	Cases followed up				121
12.3.2	Complications				1
12.4	No. of CC users				
	a) No. of OP users				11616
	b) No. of condom users				4360
12.5	Total Nos protected by all methods (12.1+12.2+12.3+12.4)				35853
12.6	No. of Eligible Couples accepted sterilization		Performance in the reporting month		Cumulative performance Since April 2006
12.6.1	Having 2 living children				9801
12.6.2	Having 3 or more children				9827
12.7	No. of CC distributed				
12.7.1	No. of OP Cycle distributed				
12.7.2	No. of Condoms distributed				
13.	Abortions				
	a) Spontaneous				53
	b) No. of MTPs done				46
	c) Deaths				-
14.	Deaths				
	a) Maternal Deaths (as in Sl No. 5)				3
	b) Child Deaths (as in Sl. No. 11)				84
	c) Other Death except Sl. No. 5 & 11				792
14.1	Total Death = 14 (a + b + c)				879
15.	IEC Activities	Held		Attendance	
		Topics	No. Held	Male	Female
	1. Group Discussion		117	221	2796
	2. Deployment of Folk Media				
	3. Others (Specify)				

Signature of PTMO / STS

Date

SUDA**STATE URBAN DEVELOPMENT AGENCY****HEALTH WING
"ILGUS BHAVAN"****H-C BLOCK, SECTOR-III, BIDHANNAGAR, CALCUTTA-700 091
West Bengal**Ref No. **SUDA-Health/DFID/06/02**Date **03.04.2006****From : Dr. Shibani Goswami
Project Officer
Health Wing, SUDA****To : Sri N.K. Roy
Deputy Director, SPSRC
DHFV, Swastha Bhavan,
Salt Lake.****Sub : Utilisation of fund received from SPSRC in respect of
DFID assisted Honorary Health Worker Scheme****Sir,**

I am to refer this office earlier communication bearing no. SUDA-Health/DFID/04/725 dt. 01.03.2006 forwarding SOE for the month of February, 2006.

It is to state that the total fund for an amount of Rs. 173.82 lac have been received from SPSRC, DHFW in 4 phases as detailed below :

Sl. No.	Cheque No. & date	Amount (In Lac)
1.	Ch. No. 212654 dt. 23.03.2004 on Bank of India, Salt Lake Branch.	87.82
2.	Ch. No. 212794 dt. 04.03.2005 on Bank of India, Salt Lake Branch.	50.00
3.	Ch. No. 357022 dt. 14.06.2005 on Bank of India, Salt Lake Branch.	25.00
4.	Ch. No. 449942 dt. 20.03.2006 on United Bank of India, Salt Lake Branch.	11.00
TOTAL		173.82

The SOE for a total amount of Rs. 191,07,634/- upto the month of February, 2006 has already been sent to you vide this letter referred to above. This is to state that the excess expenditure for Rs. 17,25,634/- have been made out of fund taken on loan from KUSP.

However, as the available total fund provided by SPSRC was Rs. 173.82 lac, the said amount may be adjusted out of the total SOE submitted upto February, 2006. The balance out of SOE for Rs. 17,25,634/- (173,82,000/- - 191,07,634/-) may be adjusted with the available fund of Rs. 166.29 lac provided by HSDI, DHFW, through cheque no. 449942 dt. 20.03.2006 on United Bank of India, Salt Lake Branch.

Contd. to P-2.

Utilisation of fund upto the month of December, 2005 has already been submitted to you vide this office letter no. SUDA-Health/DFID/04/695 dt. 04.01.2006 and further utilisation certificate for the rest amount is enclosed herewith.

Thanking you.

Yours faithfully,

Enclo. : As stated.

Project Officer

SUDA-Health/DFID/06/02/1(2)

03.04.2006

CC

1. Shri Rajeev Dube, IAS, Special Secretary (Project) & Programme Director,
SIP & HSDI, Health & Family Welfare Deptt.

2. Chief Technical Officer, SPSRC

Project Officer

SUDA-Health/DFID/06/02/2(2)

03.04.2006

CC

1. Shri H.K. Dwivedi, IAS, Project Director, HSDI & e.o. Special Secretary, Health & Family Welfare Deptt., Govt. of West Bengal.

2. Shri Ajoy Bhattacharjee, Jt. Secretary, HSDI - an amount of Rs. 166.29 lac has been received through cheque no. 449942 dt. 20.03.2006 on United Bank of India, Salt Lake Branch, from you in respect of DFID assisted Honorary Health Worker Scheme. The balance of expenditure for Rs. 17,25,634/- being excess expenditure in respect of fund provided by SPSRC may kindly be booked under HSDI A/C.

Project Officer

SUDA-Health/DFID/06/02/3(1)

03.04.2006

CC

Director, SUDA

Project Officer

January, 2008	1	2	3(a)	3(b)	4	5	6	7	8	9	10	11	12	13	14	16	Total
SUDA																	
Cumulative SUDA	0.00	0.00	0.00	0.00	0.00	0.00	0.00	0.00	0.00	0.00	44350.00	0.00	3627.00	0.00	0.00	33635.00	77965.00
ULBs											484696.00	800.00	10875.00	0.00	0.00	367172.00	866464.00
Krishnagar										69640.00	16350.00	800.00	10875.00			9129.00	106784.00
Medinipur		70814.00									20850.00					1572.00	72366.00
Cooch Behar											19920.00		594.00	56703.00	7707.00		114483.00
Bankura	78745.00										28850.00			161925.00	70.00		325731.00
Bolpur											30410.00			4100.00	3011.00	881.00	68632.00
Kalna											28850.00			90026.00	10032.00	5607.00	76986.00
Bishnupur		50070.00									35800.00		9600.00	90026.00	1560.00	4395.00	340221.00
Jangpur		84444.00															84444.00
Berhampur											28660.00	1000.00		19794.00	1767.00	8845.00	135476.00
Purulia											17000.00	1500.00		5970.00	3131.00	76471.00	135476.00
Sun											17000.00		1760.00	2100.00	4295.00		56166.00
Month Total ULB	128616.00	270169.00	0.00	0.00	0.00	0.00	0.00	0.00	0.00	0.00	213260.00	3300.00	22829.00	332646.00	24610.00	46420.00	1462002.00
Cumulative ULB	171113.00	591163.00	0.00	0.00	0.00	421463.00	0.00	49136.00	0.00	0.00	116684.00	62446.00	116684.00	2691219.00	137643.00	642026.00	12833633.00
Month Total	128616.00	270169.00	0.00	0.00	0.00	0.00	0.00	0.00	0.00	0.00	267169.00	3300.00	22829.00	332646.00	24610.00	79177.00	1629967.00
Cum. Month Total	171113.00	591163.00	0.00	0.00	0.00	421463.00	0.00	49136.00	0.00	0.00	3165804.00	62446.00	119321.00	2691219.00	137643.00	908198.00	13669127.00

February, 2008	1	2	3(a)	3(b)	4	5	6	7	8	9	10	11	12	13	14	16	Total
SUDA																	
Cumulative SUDA	0.00	0.00	0.00	0.00	0.00	0.00	0.00	0.00	0.00	0.00	629046.00	0.00	3627.00	0.00	0.00	404448.00	937120.00
ULBs											635046.00	1775.00	4104.00	0.00	0.00	57601.00	149470.00
Krishnagar											16350.00	1775.00	4104.00			900.00	23796.00
Medinipur		14386.00									57890.00	10000.00				1380.00	89110.00
Cooch Behar											20850.00					2091.00	106708.00
Bankura	19188.00										19920.00	3200.00	4200.00	340.00	340.00	106708.00	
Bolpur											28950.00		8738.00	4823.00	960.00	70481.00	
Kalna								3600.00			28660.00		1990.00	8520.00	3995.00	76665.00	
Bishnupur											35800.00			3637.00	1117.00	78642.00	
Jangpur		1988.00									57906.00	500.00	6896.00	1071.00	3240.00	146463.00	
Berhampur											28660.00	500.00			2902.00	107472.00	
Purulia											17000.00	500.00	12570.00	525.00	6000.00	11920.00	89386.00
Sun											17000.00		2700.00		2100.00	6657.00	66567.00
Month Total ULB	19188.00	16374.00	0.00	0.00	0.00	0.00	0.00	3600.00	0.00	0.00	329076.00	16476.00	41200.00	12682.00	16461.00	96864.00	1185460.00
Cumulative ULB	190301.00	597627.00	0.00	0.00	0.00	421463.00	0.00	62735.00	0.00	0.00	6146473.00	3000186.00	166684.00	2693901.00	162694.00	637690.00	14019063.00
Month Total	19188.00	16374.00	0.00	0.00	0.00	0.00	0.00	3600.00	0.00	0.00	635740.00	16476.00	41200.00	12682.00	16461.00	132840.00	1267076.00
Cum. Month Total	190301.00	597627.00	0.00	0.00	0.00	421463.00	0.00	62735.00	0.00	0.00	6146473.00	3000200.00	1608321.00	2693901.00	162694.00	1042138.00	14956203.00

March, 2008	1	2	3(a)	3(b)	4	5	6	7	8	9	10	11	12	13	14	16	Total
SUDA																	
Cumulative SUDA	4600.00	4600.00	0.00	0.00	0.00	0.00	0.00	0.00	0.00	0.00	629046.00	0.00	3627.00	0.00	0.00	442626.00	979897.00
ULBs											629046.00	800.00	6900.00	0.00	0.00	5264.00	92064.00
Krishnagar											16350.00	800.00	6900.00			9675.00	92064.00
Medinipur		10000.00						1925.00			26527.00					1225.00	131082.00
Cooch Behar											20850.00		14643.00	1399.00	25840.00		98982.00
Bankura	259812.00										19920.00		4230.00	400.00	10034.00		360696.00
Bolpur								1800.00			26650.00		1820.00	2514.00	778.00		66712.00
Kalna											28660.00		1500.00	22690.00	7570.00	8416.00	97686.00
Bishnupur											35800.00			26871.00	3083.00	3083.00	101447.00
Jangpur											27981.00	1000.00	2980.00	141539.00	661.00	1189.00	213770.00
Berhampur											28660.00	500.00	13980.00	20816.00	3906.00	3280.00	149062.00
Purulia											18000.00	4500.00	2282.00	115188.00	12000.00	12135.00	263678.00
Sun	22025.00										17000.00		1820.00		2100.00	6782.00	79737.00
Month Total ULB	291337.00	10000.00	0.00	0.00	0.00	0.00	0.00	20476.00	0.00	0.00	60136.00	8800.00	60136.00	328604.00	42663.00	76041.00	1628366.00
Cumulative ULB	476238.00	607627.00	0.00	0.00	0.00	421463.00	0.00	73210.00	0.00	0.00	6093326.00	76720.00	207029.00	2920505.00	195647.00	716791.00	16647469.00
Month Total	266837.00	10000.00	0.00	0.00	0.00	0.00	0.00	20476.00	0.00	0.00	649663.00	8800.00	60136.00	328604.00	42663.00	76041.00	16647469.00
Cum. Month Total	433940.00	296642.00	0.00	0.00	0.00	421463.00	0.00	73210.00	0.00	0.00	6693326.00	78720.00	210866.00	2920505.00	195647.00	1156356.00	16627368.00
Quarterly	433940.00	296642.00	0.00	0.00	0.00	0.00	0.00	24076.00	0.00	0.00	1893603.00	26676.00	114164.00	671634.00	82614.00	326336.00	4468226.00
Cumulative Quarterly	476238.00	607627.00	0.00	0.00	0.00	421463.00	0.00	73210.00	0.00	0.00	6693326.00	78720.00	210866.00	2920505.00	195647.00	1156356.00	16627368.00

**MONTHLY REPORT OF HAU
FOR
HHW SCHEME**

Report for the month of - JANUARY

Year - 2007

Name of the Municipality / Corporation - 11 ULBs

No. of reporting SCs - 55

POSITION AS ON 30th APRIL, 2007

- 1) No. of Beneficiary Families - 58638 2) No. of Beneficiary Population - 2,88810
3) No. of Eligible Couples - 48192 4) No. of Infants (under 1 year) - 3915
5) No. of Children (1 to < 5 years) - 21065

Sl. No.	Services	Performance in the reporting month	Cumulative performance since April 2007
1.	Ante Natal Care		
1.1	Ante Natal cases Registered		
	(a) New - (i) Before 12 weeks	128	939
	- (ii) After 12 weeks	218	2087
	(b) Old		
1.2	No. of Pregnant women who had 3 check-ups	149	1827
1.3	Total No. of high risk pregnant women		
	a) Attended	31	280
	b) Referred	9	73
1.4	No. of TT doses		
	a) TT1	233	2091
	b) TT2	199	1935
	c) Booster	9	125
1.5	No. of pregnant women under treatment for Anaemia		
1.6	No. of pregnant women given prophylaxis for Anaemia	309	2927
2.	Natal Care		
2.1	Total No. of deliveries conducted		
	a) Normal	197	2246
	b) Forceps	2	34
	c) Caesar	40	421
2.2	Place of delivery		
	a) Home	45	443
	b) Institution	194	2258
2.3	Age of mother at the time of delivery		
	a) Less than 20 years	33	330
	b) 20 years and above	206	2371
2.4	No. of complicated Delivery cases referred to Govt./Non Govt. Hospital / Nursing Home / Maternity Homes	4	48

* Put tick mark (√) whichever is applicable.

Contd..

Sl. No.	Services	Performance in the reporting month		Cumulative performance since April 2007	
		M	F	M	F
3.	Pregnancy Outcome				
3.1	No. of births **				
	a) Live births	114	123	1414	1260
	b) Still births	1	2	18	15
3.2	Order of birth in 3.1 (a) (live births)				
	a) 1 st	58	60	753	637
	b) 2 nd	45	52	494	458
	c) 3+	11	11	167	165
3.3	New born status of birth in 3.1 (a) (live births)				
	a) Less than 2.5 Kg.	14	20	238	207
	b) 2.5 Kg. or more	91	87	1034	910
	c) Weight not recorded	9	16	142	143
3.4	High risk new born				
	a) No. Attended	1	0	24	12
	b) No. Referred	1	0	17	12
4.	Post Natal Care				
4.1	No. of women received 3 post natal check-ups	124		1150	
4.2	No. of Complicated cases referred	1		25	
5.	Maternal Deaths				
5.1	During Pregnancy	-		2	
5.2	During Delivery	-		-	
5.3	Within 6 weeks of delivery	-		4	
6.	RTI/STI	M	F	M	F
6.1	Cases detected	67	115	339	570
6.2	Cases treated	58	91	242	395

** Twins = Total - 6
Jan - 1 (Ban)

Contd..

7. Immunization & Prophylaxis :

	During the month	Cumulative since April 2007
No. of Sessions planned	66	707
No. of Sessions held	62	684
No. of outreach Sessions held		

		During the month				Cumulative since April 2007					
		Under - 1 Yr.		Above 1 Yr.		Under - 1 Yr.			Above 1 Yr.		
		Male	Female	Male	Female	Male	Female	Total	Male	Female	Total
BCG		126	122			1330	1201	2531			
DPT	DPT-1	135	121			1196	1112	2308			
	DPT-2	128	133			1193	1132	2325			
	DPT-3	130	102			1169	1156	2325			
OPV	OPV-0	113	117			1202	1080	2282			
	OPV-1	135	121			1192	1107	2299			
	OPV-2	128	133			1192	1130	2322			
	OPV-3	130	102			1169	1155	2324			
Hepatitis B	Hep-1	24	22			453	419	872			
	Hep-2	31	21			373	305	678			
	Hep-3	27	14			361	246	607			
Measles		107	113			1061	969	2030			
Fully immunized Children under 1 year	Having BCG+3 doses of OPV&DPT + Measles	98	105			983	873	1856			
VITAMIN -A	Dose - 1	90	95			1224	1094	2318			
Children more than 18 months	DPT Booster			100	80				918	816	1734
	OPV Booster			100	80				916	818	1734
VITAMIN -A	Dose - 2			100	84				1031	892	1923
	Dose - 3			121	101				938	862	1800
	Dose - 4			90	109				704	688	1392
	Dose - 5			93	85				633	615	1248
Children more than 5 yrs.	DT - 1			87	86				653	628	1281
	DT - 2			12	8				79	57	136
Children more than 10 yrs.	TT - 1			30	23				245	231	476
	TT - 2			4	2				22	16	38
Children more than 16 yrs.	TT - 1			12	21				96	128	224
	TT - 2			2	3				15	26	41
No. of Children received IFA				526	514				2815	2880	5695
UNTOWARD REACTION											
1. Reported deaths associated with immunization											
14. Number of abscesses									-	1	1
15. Other Complications											

Contd..

Sl. No.	Services	Performance in the reporting month			Cumulative performance since April 2007		
8.	Vaccine preventable diseases for under - 5 years children						
	a) Diphtheria	M	F	T	M	F	T
	i) Cases	-	-	-	-	-	-
	ii) Deaths	-	-	-	-	-	-
	b) Poliomyelitis						
	i) Cases	-	-	-	-	-	-
	ii) Deaths	-	-	-	-	-	-
	c) Neo Natal Tetanus						
	i) Cases	-	-	-	-	-	-
	ii) Deaths	-	-	-	-	-	-
	d) Tetanus other than Neo Natal						
	i) Cases	-	-	-	-	-	-
	ii) Deaths	-	-	-	-	-	-
	e) Whooping Cough						
	i) Cases	1	1	2	5	7	12
	ii) Deaths	-	-	-	-	-	-
	f) Measles						
	i) Cases	12	4	16	95	80	175
	ii) Deaths	-	-	-	-	-	-
81	Other specified communicable diseases						
	a) Malaria						
	i) Cases	6	5	11	79	62	141
	ii) Deaths	-	-	-	-	-	-
	b) Tuberculosis						
	i) Cases	4	4	8	63	28	91
	ii) Deaths	-	-	-	6	1	7
	c) Leprosy						
	i) Cases	12	12	24	45	34	79
	ii) Deaths	-	-	-	-	-	-
9.	ARI under 5 years (Pneumonia)						
	a) Cases	356	345	701	2389	2266	4655
	b) Treated with Co-trimoxazole	348	337	685	2164	1979	4143
	c) Deaths	-	-	-	1	-	1
10.	Acute Diarrhoeal Diseases under 5 years						
	a) Cases	255	219	474	2638	2437	5075
	b) Treated with ORS	255	218	473	2452	2220	4672
	c) Deaths	-	-	-	1	-	1
11.	Child Deaths						
	a) under 1 week	1	1	2	23	19	42
	b) 1 week to under 1 month	1	1	2	4	3	7
	c) 1 month to under 1 year	2	-	2	10	8	18
	d) 1 year to under 5 years	1	-	1	4	5	9

Sl. No.	Services	No. of Eligible Couple already protected (as existing on 31 st March preceding year)	Performance in the reporting month		Cumulative performance Since April 2007 including carried over performance (a + b - c)
			No of New Acceptors	Nos. Discontinued OR taken off for crossing Eligible age	
		(a)	(b)	(c)	
12.	Contraceptive Services				
12.1	Male Sterilisation				
	a) Conventional	99	4	-	103
	b) No scalpel	2	-	-	2
12.2	Female Sterilisation				
	a) Abdominal	19061	93	10	19144
	b) Laparoscopic	352	8	-	360
12.3	Total IUD insertions	337	14	-	351
12.3.1	Cases followed up	-	-	-	-
12.3.2	Complications	-	-	-	-
12.4	No. of CC users				
	a) No. of OP users	11408	124	49	11483
	b) No. of condom users	5008	84	20	5072
12.5	Total Nos protected by all methods (12.1+12.2+12.3+12.4)	36267	327	79	36515
12.6	No. of Eligible Couples accepted sterilization		Performance in the reporting month		Cumulative performance Since April 2007
12.6.1	Having 2 living children	10012	68	7	10073
12.6.2	Having 3 or more children	9502	37	3	9536
12.7	No. of CC distributed				
12.7.1	No. of OP Cycle distributed				
12.7.2	No. of Condoms distributed				
13.	Abortions				
	a) Spontaneous			6	59
	b) No. of MTPs done			2	23
	c) Deaths			-	-
14.	Deaths				
	a) Maternal Deaths (as in Sl No. 5)			-	6
	b) Child Deaths (as in Sl. No. 11)			7	76
	c) Other Death except Sl. No. 5 & 11			114	829
14.1	Total Death = 14 (a + b + c)			121	911
15.	IEC Activities		Held		Attendance
			Topics	No. Held	Male Female
	1. Group Discussion		-	182	413 3314
	2. Deployment of Folk Media		-	-	- -
	3. Others (Specify)		-	-	- -

Date

Signature of Project Officer, Health, SUDA

STATE URBAN DEVELOPMENT AGENCY
FORM OF UTILISATION CERTIFICATE
OF THE FIRST QUARTER OF FY 2007 - 2008
FOR THE FUND RECEIVED IN THE YEAR 2006 - 2007
FOR IMPLEMENTATION OF
HONORARY HEALTH WORKER SCHEME IN 11 NON - KMA ULBs

Sl. No.	Date	Cheque No.	Amount (In. Rs.)
		Nil	

Certified that balance amount of Rs. 216,82,049/- remaining unutilised at the end of the 4th quarter of FY 2006-07 has been carried forward to the account of 1st quarter of the FY 2007-08 to meet the expenditure for the ongoing programme, a sum of Rs. 31,28,068/- has been utilised during 1st quarter of FY 2007-08 for the purpose it was sanctioned and the balance amount of Rs. 185,53,981/- remaining unutilised at the end of the 1st quarter has been carried forward to the account of 2nd quarter of FY 2007-08.

2. Certified that I have satisfied myself that the conditions on which the grant-in-aid was sanctioned has been duly fulfilled / are being fulfilled and that I have exercised the following checks to see that the money was actually utilised for the purpose for which it was sanctioned.

Kinds of checks exercised.

1. Books of Accounts.
2. Original Bill, Receipts & Vouchers.
3. Bank Statement.
4. Physical Progress.

Signature with date

S. J. D. A.

Designation

Dr. S. GOSWAMI
Project Officer,
Health Win
S. J. D. A.

Official Seal

**A. Statement of Expenditure for 1st quarter of FY 2007-08
in respect of HHW Scheme :**

Sl. No.	Item of Expenditure	Expenditure (Amount in Rs.)
	Non-Recurring	
1.	Equipment	
2.	Furniture	46,522.00
3.	Construction	
	a) Sub-Centre	
	b) OPD	
4.	I.E.C. Aids & Materials	
5.	Renovation works	
6.	Documentation	
7.	Printing of HMIS forms	5,340.00
8.	NGO Involvement	
	TOTAL	51,862.00
	Recurring	
9.	Honorarium	11,94,235.00
10.	Salaries	7,65,728.00
11.	Rent	11,075.00
12.	Training	2,488.00
13.	Drug	8,11,959.00
14.	I.E.C.	26,227.00
15.	Operating Cost	2,64,494.00
	TOTAL	30,76,206.00
	GRAND TOTAL	31,28,068.00

SUDA

STATE URBAN DEVELOPMENT AGENCY

HEALTH WING

"ILGUS BHAVAN"

H-C BLOCK, SECTOR-III, BIDHANNAGAR, CALCUTTA-700 091
West Bengal

Ref No. ~~SUDA-Health~~/DFID/07/167

Date30.01.2008

From : Dr. Shibani Goswami
Project Officer
Health Wing, SUDA

OK

To : Shri A.K. Das, IAS
Commissioner (FW) &
Spl. Secretary, West Bengal
Dept. of Health & Family Welfare
Swasthya Bhawan, 3rd Floor, Wing - "B"
GN - 29, Sector - V, Salt Lake City
Kolkata - 700 091.


Sub : Submission of (a) Statement of Expenditure (b) Utilisation Certificate for the 3rd quarter of FY 2007-08 and (c) Performance Report for the 3rd quarter of FY 2007-08 in connection with Honorary Health Worker Scheme in 11 Non-KMA ULBs.

Sir,

The Statement of Expenditure, Utilisation Certificate and Performance Report for the 3rd quarter of FY 2007-08 in connection with HHW Scheme in 11 Non-KMA ULBs are enclosed at Annexure I, II & III respectively for your kind information.

Yours faithfully,

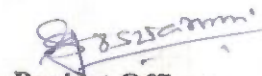
Encl. : As stated.


Project Officer

SUDA-Health/DFID/07/167/1(1)
CC

Shri K.L. Bhowmick, OSD, HSDI, Dept. of Health & Family Welfare.

Dt. .. 30.01.2008



Project Officer

SUDA-Health/DFID/07/167/2(1)

CC

Director, SUDA - for favour of kind information please.

Dt. .. 30.01.2008


Project Officer

A. Statement of Expenditure for 3rd quarter of FY 2007-08 in respect of HHW Scheme :

Sl. No.	Item of Expenditure	Expenditure (Amount in Rs.)
Non-Recurring		
1.	Equipment	38,970.00
2.	Furniture	2,07,856.00
3.	Construction	
	a) Sub-Centre	
	b) OPD	
4.	I.E.C. Aids & Materials	
5.	Renovation works	3,86,487.00
6.	Documentation	
7.	Printing of HMIS forms	26,200.00
8.	NGO Involvement	
	TOTAL	6,59,513.00
Recurring		
9.	Honorarium	22,84,076.00
10.	Salaries	11,63,905.00
11.	Rent	13,775.00
12.	Training	63,428.00
13.	Drug	10,97,700.00
14.	I.E.C.	51,485.00
15.	Operating Cost	2,72,436.00
	TOTAL	49,46,805.00
	GRAND TOTAL	56,06,318.00

B. Release of fund vis-à-vis. SOE submitted :

(Amount in Rs.)

Fund received from HSDI, DHFW	SOE sent upto June, 2007	SOE during the month of October to December, 2007	Total SOE	Balance
423,19,000.00	271,89,773.00	56,06,318.00	327,96,091.00	95,22,909.00

[Handwritten Signature]

STATE URBAN DEVELOPMENT AGENCY
FORM OF UTILISATION CERTIFICATE
OF THE THIRD QUARTER OF FY 2007 - 2008
FOR THE FUND RECEIVED IN THE YEAR 2006 - 2007
FOR IMPLEMENTATION OF
HONORARY HEALTH WORKER SCHEME IN 11 NON - KMA ULBs

Sl. No.	Date	Cheque No.	Amount (In. Rs.)
		Nil	


Certified that balance amount of Rs. 151,29,227/- remaining unutilised at the end of the 2nd quarter of FY 2007-08 has been carried forward to the account of 3rd quarter of the FY 2007-08 to meet the expenditure for the ongoing programme, a sum of Rs. 56,06,318/- has been utilised during 3rd quarter of FY 2007-08 for the purpose it was sanctioned and the balance amount of Rs. 95,22,909/- remaining unutilised at the end of the 3rd quarter has been carried forward to the account of 4th quarter of FY 2007-08.

2. Certified that I have satisfied myself that the conditions on which the grant-in-aid was sanctioned has been duly fulfilled / are being fulfilled and that I have exercised the following checks to see that the money was actually utilised for the purpose for which it was sanctioned.

Kinds of checks exercised.

1. Books of Accounts.
2. Original Bill, Receipts & Vouchers.
3. Bank Statement.
4. Physical Progress.

Signature with date _____



Designation

D. S. GOBWAMI
Project Officer,
 Health Wing
 S. U. D. A.

Official Seal

**CONSOLIDATED MONTHLY REPORT OF HAU
FOR
HHW SCHEME**

FORM - C

Report for the period - **OCTOBER - DECEMBER 2007**
Name of the Municipality - Bankura, Berhampur, Bishnupur, Bolpur, Cooch-Bihar, Jangipur
Kalna, Krishnanagar, Medinipur, Purulia, Suri
No. of Health Post : 11 No. of reporting SCs : 55

POSITION AS ON 30th APRIL, 2007

- 1) No. of Beneficiary Families - 58638 2) No. of Beneficiary Population - 2,88810
3) No. of Eligible Couples - 48192 4) No. of Infants (under 1 year) - 3915
5) No. of Children (1 to < 5 years) - 21065

Sl. No.	Services	Performance in the reporting quarter Oct - Dec 2007
1.	Ante Natal Care	
1.1	Ante Natal cases Registered	
	(a) New - (i) Before 12 weeks	192
	- (ii) After 12 weeks	385
	(b) Old	
1.2	No. of Pregnant women who had 3 check-ups	354
1.3	Total No. of high risk pregnant women	
	a) Attended	42
	b) Referred	19
1.4	No. of TT doses	
	a) TT1	448
	b) TT2	375
	c) Booster	34
1.5	No. of pregnant women under treatment for Anaemia	
1.6	No. of pregnant women given prophylaxis for Anaemia	593
2.	Natal Care	
2.1	Total No. of deliveries conducted	
	a) Normal	491
	b) Forceps	13
	c) Caesar	92
2.2	Place of delivery	
	a) Home	109
	b) Institution	487
2.3	Age of mother at the time of delivery	
	a) Less than 20 years	68
	b) 20 years and above	528

Put tick mark (✓) whichever is applicable.

Sl. No.	Services	Performance in the reporting quarter Oct - Dec 2007	
		M	F
3.	Pregnancy Outcome		
3.1	No. of births		
	a) Live births	303	286
	b) Still births	5	2
3.2	Order of birth in 3.1 (a) (live births)		
	a) 1 st	141	144
	b) 2 nd	122	94
	c) 3+	40	48
3.3	New born status of birth in 3.1 (a) (live births)		
	a) Less than 2.5 Kg.	47	47
	b) 2.5 Kg. or more	229	205
	c) Weight not recorded	27	34
3.4	High risk new born		
	a) No. Attended	8	3
	b) No. Referred	5	3
4.	Post Natal Care		
4.1	No. of women received 3 post natal check-ups	321	
4.2	No. of Complicated cases referred	6	
5.	Maternal Deaths		
5.1	During Pregnancy		
5.2	During Delivery		
5.3	Within 6 weeks of delivery		
6.	RTI/STI	M	F
6.1	Cases detected	101	171
6.2	Cases treated	99	157

7. Immunization & Prophylaxis :

		Performance in the reporting quarter Oct - Dec 2007					
No. of Sessions planned		170					
No. of Sessions held		166					
No. of outreach Sessions held							
		Performance in the reporting quarter Oct - Dec 2007					
		Under - 1 Yr.			Above 1 Yr.		
		Male	Female	Total	Male	Female	Total
BCG		289	272	561			
DPT	DPT-1	280	217	497			
	DPT-2	240	212	452			
	DPT-3	216	203	419			
OPV	OPV-0	262	239	501			
	OPV-1	275	214	489			
	OPV-2	237	211	448			
	OPV-3	215	202	417			
Hepatitis B	Hep-1	114	72	186			
	Hep-2	103	68	171			
	Hep-3	141	66	207			
Measles		220	191	411			
Fully immunized Children under 1 year	Having BCG+3 doses of OPV&DPT + Measles	213	180	393			
VITAMIN -A	Dose - 1	232	201	433			
Children more than 18 months	DPT Booster				168	166	334
	OPV Booster				168	166	334
VITAMIN -A	Dose - 2				237	207	444
	Dose - 3				242	212	454
	Dose - 4				190	187	377
	Dose - 5				194	189	383
	Children more than 5 yrs.	DT - 1				150	163
Children more than 10 yrs.	TT - 1				20	17	37
	TT - 2				57	70	127
Children more than 16 yrs.	TT - 1				11	5	16
	TT - 2				18	30	48
No. of Children received IFA					3	6	9
UNTOWARD REACTION					1152	1183	2335
1. Reported deaths associated with immunization		-	-	-	-	-	-
12. Number of abscesses		-	-	-	-	-	-
13. Other Complications		-	-	-	-	-	-

Contd..

Sl. No.	Services	Performance in the reporting quarter Oct - Dec 2007		
		M	F	T
8.	Vaccine preventable diseases for under - 5 years children			
	a) Diphtheria			
	i) Cases	-	-	-
	ii) Deaths	-	-	-
	b) Poliomyelitis			
	i) Cases	-	-	-
	ii) Deaths	-	-	-
	c) Neo Natal Tetanus			
	i) Cases	-	-	-
	ii) Deaths	-	-	-
	d) Tetanus other than Neo Natal			
	i) Cases	-	-	-
	ii) Deaths	-	-	-
	e) Whooping Cough			
	i) Cases	2	1	3
	ii) Deaths	-	-	-
	f) Measles			
	i) Cases	9	8	17
	ii) Deaths	-	-	-
81	Other specified communicable diseases			
	a) Malaria			
	i) Cases	14	11	25
	ii) Deaths	-	-	-
	b) Tuberculosis			
	i) Cases	16	7	23
	ii) Deaths	-	-	-
	c) Leprosy			
	i) Cases	10	3	13
	ii) Deaths	-	-	-
9.	ARI under 5 years (Pneumonia)			
	a) Cases	805	769	1574
	b) Treated with Co-trimoxazole	784	720	1504
	c) Deaths	-	-	-
10.	Acute Diarrhoeal Diseases under 5 years			
	a) Cases	531	551	1082
	b) Treated with ORS	524	544	1068
	c) Deaths	-	-	-
11.	Child Deaths			
	a) under 1 week	3	1	4
	b) 1 week to under 1 month	1	-	1
	c) 1 month to under 1 year	4	2	6
	d) 1 year to under 5 years	1	2	3

Sl. No.	Services	No. of Eligible Couple already protected (as existing on 31 st March preceding year)	Performance in the reporting quarter - Oct - Dec 2007		Cumulative performance Since April 2007 including carried over performance a + b - c
			No of New Acceptors	Nos. Discontinued or taken off for crossing Eligible age	
		(a)	(b)	(c)	
12.	Contraceptive Services				
12.1	Male Sterilisation				
	a) Conventional	98	1	-	99
	b) No scalpel	0	2	-	2
12.2	Female Sterilisation				
	a) Abdominal	18864	249	52	19061
	b) Laparoscopic	342	10	-	352
12.3	Total IUD insertions	304	38	5	337
12.3.1	Cases followed up	-	-	-	-
12.3.2	Complications	-	-	-	-
12.4	No. of CC users				
	a) No. of OP users	11191	441	224	11408
	b) No. of condom users	4801	308	101	5008
12.5	Total Nos protected by all methods (12.1+12.2+12.3+12.4)	35600	1049	382	36267
12.6	No. of Eligible Couples accepted sterilization		Performance in the reporting quarter Oct - Dec 2007		Cumulative performance Since April 2007
12.6.1	Having 2 living children	9868	158	14	10012
12.6.2	Having 3 or more children	9436	104	38	9502
12.7	No. of CC distributed				
12.7.1	No. of OP Cycle distributed				
12.7.2	No. of Condoms distributed				
13.	Abortions				
	a) Spontaneous			11	
	b) No. of MTPs done			7	
	c) Deaths			-	
14.	Deaths				
	a) Maternal Deaths (as in Sl No. 5)			-	
	b) Child Deaths (as in Sl. No. 11)			14	
	c) Other Death except Sl. No. 5 & 11			205	
14.1	Total Death = 14 (a + b + c)			219	
15.	IEC Activities	Held		Attendance	
		Topics	No. Held	Male	Female
	1. Group Discussion		528	1158	9420
	2. Deployment of Folk Media		-	-	-
	3. Others (Specify)		-	-	-

Date

Signature of Project Officer, Health, SUDA

	1	2	3(a)	3(b)	4	5	6	7	8	9	10	11	12	13	14	15	Total	
October, 2007																		
SUDA											46350.00				28772.00		75122.00	
Cumulative SUDA	0.00	0.00	0.00	0.00	0.00	0.00	0.00	0.00	0.00	0.00	351645.00	0.00	3627.00	0.00	0.00	0.00	620808.00	
ULBs																		
Krishnagar					346028.00					69640.00	16350.00	800.00	4654.00			8166.00	446638.00	
Medinipur										220649.00	77640.00			4704.00			302993.00	
Cooch Behar										58930.00	24850.00					3900.00	87680.00	
Bankura										56770.00	19920.00	3200.00		11795.00		1856.00	93541.00	
Bolpur										27110.00	28850.00				1074.00	547.00	57581.00	
Kalna	9550.00							10000.00		82820.00	59360.00		2850.00	14924.00	9868.00	6770.00	196142.00	
Bishnupur										86220.00	78600.00		7750.00			8511.00	308675.00	
Jangipur										38968.00	28850.00	1000.00	4110.00	136161.00		3159.00	212248.00	
Berhampur		49800.00								49120.00	17000.00				2204.00		156074.00	
Purulia										171050.00	87000.00	500.00	1760.00		6000.00	4107.00	76727.00	
Suri										939687.00	467080.00	5500.00	21124.00	261178.00	26392.00	64776.00	294816.00	
Month Total ULB	9550.00	49800.00	0.00	0.00	378028.00	0.00	10000.00	0.00	0.00	939687.00	1867080.00	5500.00	21124.00	261178.00	26392.00	64776.00	0.00	2322115.00
Cumulative ULB	12878.00	152929.00	0.00	0.00	413004.00	0.00	32935.00	0.00	0.00	3754334.00	1866054.00	40870.00	80561.00	1412149.00	87940.00	385567.00	0.00	8239251.00
Month Total	9550.00	49800.00	0.00	0.00	378028.00	0.00	10000.00	0.00	0.00	939687.00	513430.00	5500.00	21124.00	261178.00	26392.00	93648.00	0.00	2307237.00
Cum. Month Total	12878.00	152929.00	0.00	0.00	413004.00	0.00	32935.00	0.00	0.00	3754334.00	2247899.00	40870.00	80561.00	1412149.00	87940.00	651133.00	0.00	8860059.00
November, 2007																		
SUDA											44350.00					31425.00	75775.00	
Cumulative SUDA	0.00	0.00	0.00	0.00	0.00	0.00	0.00	0.00	0.00	0.00	398996.00	0.00	3627.00	0.00	0.00	0.00	696683.00	
ULBs																		
Krishnagar	20104.00	59556.00			8459.00					119640.00	19350.00	1775.00	4460.00	509460.00		9432.00	752238.00	
Medinipur										128677.00	33400.00						162377.00	
Cooch Behar										35980.00	20850.00		3318.00			4309.00	64457.00	
Bankura										97770.00	22920.00	1200.00	4896.00	6000.00		14410.00	147196.00	
Bolpur										47110.00	33950.00				1272.00	1293.00	83525.00	
Kalna	4870.00	29400.00					8500.00			30410.00	24350.00			1860.00		2358.00	93248.00	
Bishnupur										32985.00	35800.00		2840.00	33804.00	2450.00	1926.00	115465.00	
Jangipur										65430.00	32850.00	500.00	7584.00	3134.00	615.00	4327.00	109696.00	
Berhampur										130160.00	39660.00					1990.00	173394.00	
Purulia										86870.00	19000.00	500.00		23940.00	5940.00	2089.00	136339.00	
Suri										30010.00	17000.00		1820.00		2100.00	7806.00	58736.00	
Month Total ULB	24974.00	89956.00	0.00	0.00	8459.00	0.00	8500.00	0.00	0.00	805542.00	283030.00	3975.00	24918.00	578198.00	12377.00	49940.00	0.00	1986669.00
Cumulative ULB	37852.00	241885.00	0.00	0.00	421463.00	0.00	41435.00	0.00	0.00	4559676.00	2189084.00	44845.00	75479.00	1990347.00	100317.00	438637.00	0.00	10137920.00
Month Total	24974.00	89956.00	0.00	0.00	8459.00	0.00	8500.00	0.00	0.00	805542.00	283030.00	3975.00	24918.00	578198.00	12377.00	49940.00	0.00	1974444.00
Cum. Month Total	37852.00	241885.00	0.00	0.00	421463.00	0.00	41435.00	0.00	0.00	4559676.00	2585079.00	44845.00	79106.00	1990347.00	100317.00	732488.00	0.00	10834503.00
December, 2007																		
SUDA											44350.00					36576.00	80926.00	
Cumulative SUDA	0.00	0.00	0.00	0.00	0.00	0.00	0.00	0.00	0.00	0.00	440345.00	0.00	3627.00	0.00	0.00	0.00	777509.00	
ULBs																		
Krishnagar										69640.00	16350.00	800.00	4406.00			3217.00	94413.00	
Medinipur										73560.00	28850.00					11566.00	102410.00	
Cooch Behar										35980.00	20850.00		4230.00	66100.00	60.00	12065.00	114296.00	
Bankura	4446.00	23200.00								56770.00	19920.00	4300.00			12716.00	605.00	186791.00	
Bolpur										27110.00	28850.00		1640.00	3579.00	1712.00	1035.00	58277.00	
Kalna										29507.00	28850.00					4128.00	64811.00	
Bishnupur										33860.00	35800.00	500.00	1510.00	184035.00	364.00	6227.00	76293.00	
Jangipur										75410.00	28660.00		5600.00	4610.00	5975.00	4320.00	310329.00	
Berhampur										69770.00	17000.00	3000.00			2100.00	3260.00	110275.00	
Purulia										30010.00	17000.00		17386.00		2100.00	3260.00	52370.00	
Month Total ULB	4446.00	69100.00	0.00	0.00	8459.00	0.00	8500.00	0.00	0.00	540047.00	268745.00	4300.00	17386.00	258324.00	12716.00	60947.00	0.00	1243711.00
Cumulative ULB	42298.00	310985.00	0.00	0.00	421463.00	0.00	49135.00	0.00	0.00	5099723.00	2457629.00	49145.00	92865.00	2248671.00	113033.00	496494.00	0.00	11391631.00
Month Total	4446.00	69100.00	0.00	0.00	8459.00	0.00	8500.00	0.00	0.00	540047.00	313095.00	4300.00	17386.00	258324.00	12716.00	60947.00	0.00	1324637.00
Cum. Month Total	42298.00	310985.00	0.00	0.00	421463.00	0.00	49135.00	0.00	0.00	5099723.00	2898174.00	49145.00	96492.00	2248671.00	113033.00	500021.00	0.00	12159140.00
Quarterly	38970.00	207856.00	0.00	0.00	398487.00	0.00	26200.00	0.00	0.00	2284076.00	1163905.00	13775.00	83428.00	1097700.00	51496.00	272436.00	0.00	5608318.00
Cumulative Quarterly	42298.00	310985.00	0.00	0.00	421463.00	0.00	49135.00	0.00	0.00	5099723.00	2898174.00	49145.00	96492.00	2248671.00	113033.00	500021.00	0.00	12159140.00

**Fund received from Health & Family Welfare Department
As on 28.03.2006**

Sl. No.	Cheque No. & Date	Amount (In Rs.)
1.	Ch. No. 212654 dt. 23.03.2004 on Bank of India, Salt Lake Branch	87,82,000.00
2.	Ch. No. 212794 dt. 04.03.2005 on Bank of India, Salt Lake Branch	50,00,000.00
3.	Ch. No. 357022 dt. 14.06.2005 on Bank of India, Salt Lake Branch	25,00,000.00
4.	Ch. No. 357060 dt. 26.09.2005 on Bank of India, Salt Lake Branch	11,00,000.00
5.	Ch. No. 449942 dt. 20.03.2006 on United Bank of India, Salt Lake Branch	1,66,29,000.00
	TOTAL	3,40,11,000.00

173'82
= SPSAC

S. Goswami

3 40 11 000
1 66 29 000
173 82 000 - Balance amt. to be incurred from 1,66,29,000.00

DFID HH W Schen IFC Prog upto Dec'	No. Held	M	F	Amt spent
April	100	258	1715	Rs 3245
May	218	556	4179	Rs 18035
June	111	219	2210	Rs 4947
July	111	192	2221	Rs 15895
August	136	415	3014	Rs 9835
PM	12	6	271	
Sept.	137	315	2931	Rs 9591
Oct.	238	304	2813	Rs 16524
Nov.	136	388	3022	Rs 10277
Dec.	87	218	2167	Rs -
	<u>1274</u>	<u>2865</u>	<u>24272</u>	<u>Rs 88349</u>

Suri Municipality : Birbhum.

Memo No. 2071 / SM. Date: - 03 . 01 . 2008.

From
Health Officer,
Suri Municipality, Birbhum.



To
The Project Officer,
Health, "Health Wing"
SUDA.
ILGUS Bhavan,
H-C Block, Sector III
Bidhan Nagar, Kolkata- 106.

Sub:- Submission of HMIS, SHP- wise monthly reports on ANC/PNC Clinic,
General Treatment Clinic & Immunization Clinic.


Madam,

Please find enclosed monthly reports of HHW scheme (DFID assisted) for the
month of December - 07.



Encl: as stated.

Yours faithfully,


Health Officer,
Suri Municipality.

3/1/08
Health Officer
Suri Municipality

Memo No.- 2071 / 1 - (4) / SM. Date:- 03 . 01 . 2008.

Copy forwarded for kind information to:

1. The Project Director, HHW Scheme under Suri Municipality & ADM (D) Birbhum.
2. The Project Officer, DUDA, Birbhum.
3. The CMOH, Birbhum.
4. The ACMOH, Sadar.

Health Officer,
Suri Municipality.

20
40
14
74
2455
72
70
1132
352
144
1937

Sl. No.	Services	Performance in the reporting month		Cumulative performance since April 2007	
		M	F	M	F
3.	Pregnancy Outcome	M	F	M	F
3.1	No. of births **				
	a) Live births	157	136	1154	987
	b) Still births	3	-	15	11
3.2	Order of birth in 3.1 (a) (live births)				
	a) 1 st	71	77	625	510
	b) 2 nd	67	34	394	346
	c) 3+	19	25	135	131
3.3	New born status of birth in 3.1 (a) (live births)				
	a) Less than 2.5 Kg.	24	22	201	162
	b) 2.5 Kg. or more	124	96	838	714
	c) Weight not recorded	9	18	115	111
3.4	High risk new born				
	a) No. Attended	-	1	15	10
	b) No. Referred	-	1	11	10
4.	Post Natal Care				
4.1	No. of women received 3 post natal check-ups	159		864	
4.2	No. of Complicated cases referred	4		22	
5.	Maternal Deaths				
5.1	During Pregnancy	-		2	
5.2	During Delivery	-		-	
5.3	Within 6 weeks of delivery	-		4	
6.	RTI/STI	M	F	M	F
6.1	Cases detected	7	28	178	312
6.2	Cases treated	6	20	91	167

** Twins = Total - 5 (Oct. - 2 twins)
(Bank. Berh, Bsh.)

Contd..

7. Immunization & Prophylaxis :

	During the month	Cumulative since April 2007
No. of Sessions planned	147	543
No. of Sessions held	136	528
No. of outreach Sessions held		

		During the month				Cumulative since April 2007					
		Under - 1 Yr.		Above 1 Yr.		Under - 1 Yr.			Above 1 Yr.		
		Male	Female	Male	Female	Male	Female	Total	Male	Female	Total
BCG		153	135			1068	942	2010			
DPT	DPT-1	135	101			916	875	1791			
	DPT-2	107	111			932	898	1830			
	DPT-3	122	111			945	962	1907			
OPV	OPV-0	143	116			970	840	1810			
	OPV-1	132	99			914	867	1781			
	OPV-2	106	111			933	897	1830			
Hepatitis B	OPV-3	121	111			945	962	1907			
	Hep-1	69	32			384	357	741			
	Hep-2	40	36			279	252	531			
Measles	Hep-3	46	24			239	190	429			
		123	99			857	764	1621			
Fully immunized Children under 1 year	Having BCG+3 doses of OPV&DPT + Measles	113	88			785	676	1461			
VITAMIN -A	Dose - 1	125*	101			1027	899	1926			
Children more than 18 months	DPT Booster			77	72				727	642	1369
	OPV Booster			77	72				725	644	1369
VITAMIN -A	Dose - 2			138	111				832	712	1544
	Dose - 3			137	119				712	668	1380
	Dose - 4			97	101				521	493	1014
	Dose - 5			102	97				448	438	886
Children more than 5 yrs.	DT - 1			78	75				494	454	948
	DT - 2			12	11				59	43	102
Children more than 10 yrs.	TT - 1			28	40				186	178	364
	TT - 2			3	3				10	10	20
Children more than 16 yrs.	TT - 1			11	14				77	91	168
	TT - 2			-	5				10	22	32
No. of Children received IFA				556	560				1693	1743	3436
UNTOWARD REACTION											
1. Reported deaths associated with immunization											
12. Number of abscesses						-	1	1			
13. Other Complications											

Contd..

Sl. No.	Services	Performance in the reporting month			Cumulative performance since April 2007		
		M	F	T	M	F	T
8.	Vaccine preventable diseases for under - 5 years children						
	a) Diphtheria	M	F	T	M	F	T
	i) Cases	-	-	-	-	-	-
	ii) Deaths	-	-	-	-	-	-
	b) Poliomyelitis						
	i) Cases	-	-	-	-	-	-
	ii) Deaths	-	-	-	-	-	-
	c) Neo Natal Tetanus						
	i) Cases	-	-	-	-	-	-
	ii) Deaths	-	-	-	-	-	-
	d) Tetanus other than Neo Natal						
	i) Cases	-	-	-	-	-	-
	ii) Deaths	-	-	-	-	-	-
	e) Whooping Cough						
	i) Cases	1	-	1	3	5	8
	ii) Deaths	-	-	-	-	-	-
	f) Measles						
	i) Cases	5	2	7	79	70	149
	ii) Deaths	-	-	-	-	-	-
81	Other specified communicable diseases						
	a) Malaria						
	i) Cases	6	4	10	65	50	115
	ii) Deaths	-	-	-	-	-	-
	b) Tuberculosis						
	i) Cases	6	4	10	49	21	70
	ii) Deaths	-	-	-	6	1	7
	c) Leprosy						
	i) Cases	-	-	-	23	19	42
	ii) Deaths	-	-	-	-	-	-
9.	ARI under 5 years (Pneumonia)						
	a) Cases	403	364	767	1631	1516	3147
	b) Treated with Co-trimoxazole	390	323	713	1422	1245	2667
	c) Deaths	-	-	-	1	-	1
10.	Acute Diarrhoeal Diseases under 5 years						
	a) Cases	282	289	571	2134	1956	4090
	b) Treated with ORS	282	286	568	1955	1744	3699
	c) Deaths	-	-	-	1	-	1
11.	Child Deaths						
	a) under 1 week	2	-	2	21	17	38
	b) 1 week to under 1 month	1	-	1	3	2	5
	c) 1 month to under 1 year	1	-	1	5	6	11
	d) 1 year to under 5 years	1	1	2	3	4	7

Sl. No.	Services	No. of Eligible Couple already protected (as existing on 31 st March preceding year)	Performance in the reporting month		Cumulative performance Since April 2007 including carried over performance (a + b - c)
			No of New Acceptors	Nos. Discontinued OR taken off for crossing Eligible age	
		(a)	(b)	(c)	
12.	Contraceptive Services				
12.1	Male Sterilisation				
	a) Conventional	99	-	-	99
	b) No scalpel	2	-	-	2
12.2	Female Sterilisation				
	a) Abdominal	18885	76	5	18956
	b) Laparoscopic	345	2	-	347
12.3	Total IUD insertions	319	12	1	330
12.3.1	Cases followed up	-	-	-	-
12.3.2	Complications	-	-	-	-
12.4	No. of CC users				
	a) No. of OP users	11217	132	45	11304
	b) No. of condom users	4854	92	25	4921
12.5	Total Nos protected by all methods (12.1+12.2+12.3+12.4)	35721	314	76	35959
12.6	No. of Eligible Couples accepted sterilization		Performance in the reporting month		Cumulative performance Since April 2007
12.6.1	Having 2 living children	9896	48	-	9944
12.6.2	Having 3 or more children	9435	30	5	9460
12.7	No. of CC distributed				
12.7.1	No. of OP Cycle distributed				
12.7.2	No. of Condoms distributed				
13.	Abortions				
	a) Spontaneous			6	48
	b) No. of MTPs done			1	15
	c) Deaths			-	-
14.	Deaths				
	a) Maternal Deaths (as in Sl No. 5)			-	6
	b) Child Deaths (as in Sl. No. 11)			6	61
	c) Other Death except Sl. No. 5 & 11			95	605
14.1	Total Death = 14 (a + b + c)			101	672
15.	IEC Activities	Held		Attendance	
		Topics	No. Held	Male	Female
	1. Group Discussion	-	136	388	3022
	2. Deployment of Folk Media				
	3. Others (Specify)				

Date

Signature of Project Officer, Health, SUDA

**MONTHLY REPORT OF HAU
FOR
HHW SCHEME**

FORM - C

Report for the month of - **OCTOBER**

Year - 2007

Name of the Municipality / Corporation - 11 ULBs

No. of reporting SCs - 55

POSITION AS ON 30th APRIL, 2007

- | | |
|---------------------------------------------|--------------------------------------------|
| 1) No. of Beneficiary Families - 58638 | 2) No. of Beneficiary Population - 2,88810 |
| 3) No. of Eligible Couples - 48192 | 4) No. of Infants (under 1 year) - 3915 |
| 5) No. of Children (1 to < 5 years) - 21065 | |

Sl. No.	Services	Performance in the reporting month	Cumulative performance since April 2007
1.	Ante Natal Care		
1.1	Ante Natal cases Registered		
	(a) New - (i) Before 12 weeks	102	619
	- (ii) After 12 weeks	151	1484
	(b) Old		
1.2	No. of Pregnant women who had 3 check-ups	184	1324
1.3	Total No. of high risk pregnant women		
	a) Attended	27	207
	b) Referred	6	45
1.4	No. of TT doses		
	a) TT1	190	1410
	b) TT2	186	1361
	c) Booster	9	82
1.5	No. of pregnant women under treatment for Anaemia		
1.6	No. of pregnant women given prophylaxis for Anaemia	354	2025
2.	Natal Care		
2.1	Total No. of deliveries conducted		
	a) Normal	240	1558
	b) Forceps	4	19
	c) Caesar	42	289
2.2	Place of delivery		
	a) Home	47	289
	b) Institution	239	1577
2.3	Age of mother at the time of delivery		
	a) Less than 20 years	38	229
	b) 20 years and above	248	1637
2.4	No. of complicated Delivery cases referred to Govt./Non Govt. Hospital / Nursing Home / Maternity Homes	-	24

* Put tick mark (✓) whichever is applicable.

Contd..

Sl. No.	Services	Performance in the reporting month		Cumulative performance since April 2007	
		M	F	M	F
3.	Pregnancy Outcome				
3.1	No. of births **				
	a) Live births	159	127	997	851
	b) Still births	2	-	12	11
3.2	Order of birth in 3.1 (a) (live births)				
	a) 1 st	76	64	554	433
	b) 2 nd	51	49	327	312
	c) 3+	32	14	116	106
3.3	New born status of birth in 3.1 (a) (live births)				
	a) Less than 2.5 Kg.	21	15	177	140
	b) 2.5 Kg. or more	129	96	714	618
	c) Weight not recorded	9	16	106	93
3.4	High risk new born				
	a) No. Attended	2	1	15	9
	b) No. Referred	4	1	11	9
4.	Post Natal Care				
4.1	No. of women received 3 post natal check-ups	139		705	
4.2	No. of Complicated cases referred	9		18	
5.	Maternal Deaths				
5.1	During Pregnancy	1		2	
5.2	During Delivery	-		-	
5.3	Within 6 weeks of delivery	2		4	
6.	RTI/STI	M	F	M	F
6.1	Cases detected	64	129	171	284
6.2	Cases treated	14	34	85	147

** Twins = Total - 5 (Oct. - 2 twins)
(Bank. Berh, Bsh.)

Contd..

7. Immunization & Prophylaxis :

	During the month	Cumulative since April 2007
No. of Sessions planned	75	471
No. of Sessions held	64	456
No. of outreach Sessions held		

		During the month				Cumulative since April 2007					
		Under - 1 Yr.		Above 1 Yr.		Under - 1 Yr.			Above 1 Yr.		
		Male	Female	Male	Female	Male	Female	Total	Male	Female	Total
BCG		150	103			915	807	1722			
DPT	DPT-1	118	104			781	774	1555			
	DPT-2	113	110			825	787	1612			
	DPT-3	88	109			823	851	1674			
OPV	OPV-0	134	99			827	724	1551			
	OPV-1	118	104			782	772	1554			
	OPV-2	113	110			827	786	1613			
	OPV-3	88	109			824	851	1675			
Hepatitis B	Hep-1	59	44			315	325	640			
	Hep-2	49	43			239	216	455			
	Hep-3	43	41			193	166	359			
Measles		94	89			734	665	1399			
Fully immunized Children under 1 year	Having BCG+3 doses of OPV&DPT + Measles	91	75			672	588	1260			
VITAMIN -A	Dose - 1	97	84			902	798	1700			
Children more than 18 months	DPT Booster			79	88				650	570	1220
	OPV Booster			77	89				648	572	1220
VITAMIN -A	Dose - 2			70	67				694	601	1295
	Dose - 3			89	76				575	549	1124
	Dose - 4			44	48				424	392	816
	Dose - 5			45	63				346	341	687
	Children more than 5 yrs.	DT - 1			62	53				416	379
	DT - 2			6	2				47	32	79
Children more than 10 yrs.	TT - 1			28	19				158	138	296
	TT - 2			1	-				7	9	16
Children more than 16 yrs.	TT - 1			10	8				66	77	143
	TT - 2			-	2				10	17	27
No. of Children received IFA				548	586				1137	1183	2320
UNTOWARD REACTION											
1. Reported deaths associated with immunization											
8. Number of abscesses											
9. Other Complications											

Contd..

S/No.	Services	Performance in the reporting month			Cumulative performance since April 2007		
		M	F	T	M	F	T
8.	Vaccine preventable diseases for under - 5 years children						
	a) Diphtheria						
	i) Cases	-	-	-	-	-	-
	ii) Deaths	-	-	-	-	-	-
	b) Poliomyelitis						
	i) Cases						
	ii) Deaths	-	-	-	-	-	-
	c) Neo Natal Tetanus						
	i) Cases						
	ii) Deaths	-	-	-	-	-	-
	d) Tetanus other than Neo Natal						
	i) Cases						
	ii) Deaths	-	-	-	-	-	-
	e) Whooping Cough						
	i) Cases						
	ii) Deaths	2	5	7	2	5	7
	f) Measles						
	i) Cases						
	ii) Deaths	3	15	18	74	68	142
8.1	Other specified communicable diseases						
	a) Malaria						
	i) Cases						
	ii) Deaths	18	15	33	59	46	105
	b) Tuberculosis						
	i) Cases						
	ii) Deaths	4	3	7	43	17	60
	c) Leprosy						
	i) Cases						
	ii) Deaths	6	7	13	23	19	42
9.	ARI under 5 years (Pneumonia)						
	a) Cases						
	b) Treated with Co-trimoxazole	454	429	883	1228	1152	2380
	c) Deaths	430	408	838	1032	922	1954
10.	Acute Diarrhoeal Diseases under 5 years						
	a) Cases						
	b) Treated with ORS	412	336	748	1852	1667	3519
	c) Deaths	382	278	660	1673	1458	3131
11.	Child Deaths						
	a) under 1 week						
	b) 1 week to under 1 month	3	2	5	19	17	36
	c) 1 month to under 1 year	-	-	-	2	2	4
	d) 1 year to under 5 years	1	1	2	4	6	10
		1	-	1	2	3	5

Contd..

Sl. No.	Services	No. of Eligible Couple already protected (as existing on 31 st March preceding year)	Performance in the reporting month		Cumulative performance Since April 2007 including carried over performance
			No of New Acceptors	Nos. Discontinued OR taken off for crossing Eligible age	
		(a)	(b)	(c)	(a + b - c)
12.	Contraceptive Services				
12.1	Male Sterilisation				
	a) Conventional	98	1	-	99
	b) No scalpel	0	2	-	2
12.2	Female Sterilisation				
	a) Abdominal	18864	40	19	18885
	b) Laparoscopic	342	3	-	345
12.3	Total IUD insertions	304	15	-	319
12.3.1	Cases followed up	-	-	-	-
12.3.2	Complications	-	-	-	-
12.4	No. of CC users				
	a) No. of OP users	11191	158	132	11217
	b) No. of condom users	4801	104	51	4854
12.5	Total Nos protected by all methods (12.1+12.2+12.3+12.4)	35600	323	202	35721
12.6	No. of Eligible Couples accepted sterilization		Performance in the reporting month		Cumulative performance Since April 2007
12.6.1	Having 2 living children	9868	32	4	9896
12.6.2	Having 3 or more children	9436	14	15	9435
12.7	No. of CC distributed				
12.7.1	No. of OP Cycle distributed				
12.7.2	No. of Condoms distributed				
13.	Abortions				
	a) Spontaneous		6		42
	b) No. of MTPs done		3		14
	c) Deaths		-		-
14.	Deaths				
	a) Maternal Deaths (as in Sl No. 5)		3		6
	b) Child Deaths (as in Sl. No. 11)		8		55
	c) Other Death except Sl. No. 5 & 11		63		510
14.1	Total Death = 14 (a + b + c)		74		571
15.	IEC Activities	Held		Attendance	
		Topics	No. Held	Male	Female
	1. Group Discussion		238	304	2813
	2. Deployment of Folk Media				
	3. Others (Specify)				

Date :

Signature of Project Officer, Health, SUDA

SUDA

STATE URBAN DEVELOPMENT AGENCY

HEALTH WING
"ILGUS BHAVAN"
H-C BLOCK, SECTOR-III, BIDHANNAGAR, CALCUTTA-700 091
West Bengal

Ref No. SUDA-Health/DFID/07/122

Date15.11.2007

From : Dr. Shibani Goswami
Project Officer
Health Wing, SUDA

To : Shri A.K. Das, IAS
Project Director, HSDI &
Special Secretary to the Govt. of West Bengal
Health & Family Welfare Dept.

Sub : Submission of (a) Statement of Expenditure (b) Utilisation Certificate for the 2nd quarter of FY 2007-08 and (c) Performance Report for the 2nd quarter of FY 2007-08 in connection with Honorary Health Worker Scheme in 11 Non-KMA ULBs.

Sir,

The Statement of Expenditure, Utilisation Certificate and Performance Report for the 2nd quarter of FY 2007-08 in connection with HHW Scheme in 11 Non-KMA ULBs are enclosed at Annexure I, II & III respectively for your kind information.

Enclo. : As stated.

Yours faithfully,

o/c

Project Officer

Dt. .. 15.11.2007


Project Officer

Dt. .. 15.11.2007


Project Officer

SUDA-Health/DFID/07/122/1(1)

CC

Shri Niloy Ghosh, OSD, HSDI, Dept. of Health & Family Welfare.

SUDA-Health/DFID/07/122/2(1)

CC

Director, SUDA - for favour of kind information please.

**A. Statement of Expenditure for 2nd quarter of FY 2007-08
in respect of HHW Scheme :**

Sl. No.	Item of Expenditure	Expenditure (Amount in Rs.)
	Non-Recurring	
1.	Equipment	3,328.00
2.	Furniture	56,607.00
3.	Construction	
	a) Sub-Centre	
	b) OPD	
4.	I.E.C. Aids & Materials	
5.	Renovation works	34,976.00
6.	Documentation	
7.	Printing of HMIS forms	17,595.00
8.	NGO Involvement	
	TOTAL	1,12,506.00
	Recurring	
9.	Honorarium	16,21,412.00
10.	Salaries	9,68,541.00
11.	Rent	24,295.00
12.	Training	30,576.00
13.	Drug	3,39,012.00
14.	I.E.C.	35,321.00
15.	Operating Cost	2,93,091.00
	TOTAL	33,12,248.00
	GRAND TOTAL	34,24,754.00

B. Release of fund vis-à-vis. SOE submitted :

Fund received from HSDI, DHFW	SOE sent upto June, 2007	SOE during the month of July to September, 2007	(Amount in Rs.)	
			Total SOE	Balance
423,19,000.00	237,65,019.00	34,24,754.00	271,89,773.00	151,29,227.00

STATE URBAN DEVELOPMENT AGENCY
FORM OF UTILISATION CERTIFICATE
OF THE SECOND QUARTER OF FY 2007 - 2008
FOR THE FUND RECEIVED IN THE YEAR 2006 - 2007
FOR IMPLEMENTATION OF
HONORARY HEALTH WORKER SCHEME IN 11 NON - KMA ULBs

Sl. No.	Date	Cheque No.	Amount (In. Rs.)
		Nil	


Certified that balance amount of Rs. 185,53,981/- remaining unutilised at the end of the 1st quarter of FY 2007-08 has been carried forward to the account of 2nd quarter of the FY 2007-08 to meet the expenditure for the ongoing programme, a sum of Rs. 34,24,754/- has been utilised during 2nd quarter of FY 2007-08 for the purpose it was sanctioned and the balance amount of Rs. 151,29,227/- remaining unutilised at the end of the 2nd quarter has been carried forward to the account of 3rd quarter of FY 2007-08.

2. Certified that I have satisfied myself that the conditions on which the grant-in-aid was sanctioned has been duly fulfilled / are being fulfilled and that I have exercised the following checks to see that the money was actually utilised for the purpose for which it was sanctioned.

Kinds of checks exercised.

1. Books of Accounts.
2. Original Bill, Receipts & Vouchers.
3. Bank Statement.
4. Physical Progress.

Signature with date _____


Dr. S. GOSWAMI
Project Officer
Health Wing
S. U. D. A.

Designation

Official Seal

CONSOLIDATED MONTHLY REPORT OF HAU
FOR
HHW SCHEME

FORM - D

Report for the period - JULY to SEPT. 2007
Name of the Municipality - Bankura, Berhampur, Bishnupur, Bolpur, Cooch-Bihar, Jangipur
Kalna, Krishnanagar, Medinipur, Purulia, Suri
No. of Health Post : 11 No. of reporting SCs : 55

POSITION AS ON 30th APRIL, 2007

- | | |
|---------------------------------------------|--------------------------------------------|
| 1) No. of Beneficiary Families - 58638 | 2) No. of Beneficiary Population - 2,88810 |
| 3) No. of Eligible Couples - 48192 | 4) No. of Infants (under 1 year) - 3915 |
| 5) No. of Children (1 to < 5 years) - 21065 | |

Sl. No.	Services	Performance in the reporting quarter (2 nd) July to Sept.
1.	Ante Natal Care	
1.1	Ante Natal cases Registered	
	(a) New - (i) Before 12 weeks	234
	- (ii) After 12 weeks	647
	(b) Old	
1.2	No. of Pregnant women who had 3 check-ups	606
1.3	Total No. of high risk pregnant women	
	a) Attended	98
	b) Referred	25
1.4	No. of TT doses	
	a) TT1	592
	b) TT2	599
	c) Booster	38
1.5	No. of pregnant women under treatment for Anaemia	
1.6	No. of pregnant women given prophylaxis for Anaemia	851
2.	Natal Care	
2.1	Total No. of deliveries conducted	
	a) Normal	688
	b) Forceps	9
	c) Caesar	132
2.2	Place of delivery	
	a) Home	126
	b) Institution	703
2.3	Age of mother at the time of delivery	
	a) Less than 20 years	83
	b) 20 years and above	746
2.4	No. of complicated Delivery cases referred to Govt./Non Govt. Hospital / Nursing Home / Maternity Homes	12

* Put tick mark (✓) whichever is applicable.

Contd.

Sl. No.	Services	Performance in the reporting quarter July to Sept.	
		M	F
3.	Pregnancy Outcome	M	F
3.1	No. of births *		
	a) Live births	452	367
	b) Still births	5	7
3.2	Order of birth in 3.1 (a) (live births)		
	a) 1 st	243	179
	b) 2 nd	159	139
	c) 3+	50	49
3.3	New born status of birth in 3.1 (a) (live births)		
	a) Less than 2.5 Kg.	107	69
	b) 2.5 Kg. or more	299	261
	c) Weight not recorded	46	37
3.4	High risk new born		
	a) No. Attended	4	6
	b) No. Referred	3	6
4.	Post Natal Care		
4.1	No. of women received 3 post natal check-ups	332	
4.2	No. of Complicated cases referred	3	
5.	Maternal Deaths		
5.1	During Pregnancy	-	
5.2	During Delivery	-	
5.3	Within 6 weeks of delivery	2	
6.	RTI/STI	M	F
6.1	Cases detected	67	86
6.2	Cases treated	44	64

* Twins - 2 (Total = 831)

Contd..

7. Immunization & Prophylaxis :

	Performance in the reporting quarter	
No. of Sessions planned	220	
No. of Sessions held	214	
No. of outreach Sessions held		

		Performance in the reporting quarter July to Sept.					
		Under - 1 Yr.			Above 1 Yr.		
		Male	Female	Total	Male	Female	Total
BCG		404	370	774			
DPT	DPT-1	350	355	705			
	DPT-2	339	341	680			
	DPT-3	345	373	718			
OPV	OPV-0	366	354	720			
	OPV-1	351	353	704			
	OPV-2	341	340	681			
	OPV-3	346	373	719			
Hepatitis B	Hep-1	173	181	354			
	Hep-2	139	125	264			
	Hep-3	134	116	250			
Measles		387	331	718			
Fully immunized Children under 1 year	Having BCG+3 doses of OPV&DPT + Measles	358	304	662			
VITAMIN -A	Dose - 1	566	477	1043			
Children more than 18 months	DPT Booster				276	231	507
	OPV Booster				276	232	508
VITAMIN -A	Dose - 2				351	294	645
	Dose - 3				277	269	546
	Dose - 4				201	108	309
	Dose - 5				170	163	333
	Children more than 5 yrs.	DT - 1				189	176
Children more than 10 yrs.	DT - 2				16	18	34
	TT - 1				63	53	116
Children more than 16 yrs.	TT - 2				2	3	5
	TT - 1				27	30	57
No. of Children received IFA	TT - 2				5	3	8
					451	457	908
UNTOWARD REACTION							
1. Reported deaths associated with immunization		-	-	-	-	-	-
10. Number of abscesses		-	-	-	-	-	-
11. Other Complications		-	-	-	-	-	-

Contd..

Sl.	Services	Performance in the reporting quarter July to Sept.		
		M	F	T
8.	Vaccine preventable diseases for under - 5 years children			
	a) Diphtheria			
	i) Cases	-	-	-
	ii) Deaths	-	-	-
	b) Poliomyelitis			
	i) Cases	-	-	-
	ii) Deaths	-	-	-
	c) Neo Natal Tetanus			
	i) Cases	-	-	-
	ii) Deaths	-	-	-
	d) Tetanus other than Neo Natal			
	i) Cases	-	-	-
	ii) Deaths	-	-	-
	e) Whooping Cough			
	i) Cases	-	-	-
	ii) Deaths	-	-	-
	f) Measles			
	i) Cases	21	14	35
	ii) Deaths	-	-	-
8.1	Other specified communicable diseases			
	a) Malaria			
	i) Cases	24	23	47
	ii) Deaths	-	-	-
	b) Tuberculosis			
	i) Cases	19	6	25
	ii) Deaths	3	-	3
	c) Leprosy			
	i) Cases	12	8	20
	ii) Deaths	-	-	-
9.	ARI under 5 years (Pneumonia)			
	a) Cases	489	499	988
	b) Treated with Co-trimoxazole	393	351	744
	c) Deaths	-	-	-
10.	Acute Diarrhoeal Diseases under 5 years			
	a) Cases	800	770	1570
	b) Treated with ORS	729	680	1409
	c) Deaths	-	-	-
11.	Child Deaths			
	a) under 1 week	7	12	19
	b) 1 week to under 1 month	1	1	2
	c) 1 month to under 1 year	3	2	5
	d) 1 year to under 5 years	-	3	3

No.	Services	No. of Eligible Couple already protected (as existing on 31 st March preceding year)	Performance in the reporting quarter July to Sept.		Cumulative performance Since April 2007 including carried over performance a + b - c
			No of New Acceptors	Nos. Discontinued or taken off for crossing Eligible age	
		(a)	(b)	(c)	
12.	Contraceptive Services				
12.1	Male Sterilisation				
	a) Conventional	103	1	6	98
	b) No scalpel	-	-	-	-
12.2	Female Sterilisation				
	a) Abdominal	18767	159	62	18864
	b) Laparoscopic	341	2	1	342
12.3	Total IUD insertions	285	30	11	304
12.3.1	Cases followed up	-	-	-	-
12.3.2	Complications	-	-	-	-
12.4	No. of CC users				
	a) No. of OP users	11343	521	937	10927
	b) No. of condom users	4602	345	146	4801
12.5	Total Nos protected by all methods (12.1+12.2+12.3+12.4)	35441	1058	1163	35336
12.6	No. of Eligible Couples accepted sterilization		Performance in the reporting quarter July to Sept.		Cumulative performance Since April 2007
12.6.1	Having 2 living children	9791	105	28	9868
12.6.2	Having 3 or more children	9420	57	41	9436
12.7	No. of CC distributed				
12.7.1	No. of OP Cycle distributed				
12.7.2	No. of Condoms distributed				
13.	Abortions				
	a) Spontaneous				
	b) No. of MTPs done		22		36
	c) Deaths		8		11
14.	Deaths				
	a) Maternal Deaths (as in Sl No. 5)		2		3
	b) Child Deaths (as in Sl. No. 11)		29		47
	c) Other Death except Sl. No. 5 & 11		253		447
14.1	Total Death = 14 (a + b + c)		284		497
15.	IEC Activities	Held		Attendance	
		Topics	No. Held	Male	Female
	1. Group Discussion		372	916	7895
	2. Deployment of Folk Media		-	-	-
	3. Others (Specify)		-	-	-

SUDA

STATE URBAN DEVELOPMENT AGENCY

**HEALTH WING
"ILGUS BHAVAN"**

**H-C BLOCK, SECTOR-III, BIDHANNAGAR, CALCUTTA-700 091
West Bengal**

Ref No. SUDA-Health/DFID/07/121

Date14.11.2007

**From : Dr. Shibani Goswami
Project Officer
Health Wing, SUDA**

**To : Shri A.K. Das, IAS
Project Director, HSDI &
Special Secretary to the Govt. of West Bengal
Health & Family Welfare Dept.**

**Sub : Submission of amended (a) Statement of Expenditure and Utilisation
Certificate for the 4th quarter of FY 2006-07 & 1st quarter of FY 2007-08 in
connection with Honorary Health Worker Scheme in 11 Non-KMA ULBs.**

Sir,

In cancellation of this office communication bearing no. SUDA-Health/DFID/07/50 dt. 27.04.2007 and SUDA-Health/DFID/07/61 dt. 24.07.2007 in respect of Statement of Expenditure and Utilisation Certificate for the 4th quarter of FY 2006-07 and 1st quarter of FY 2007-08 respectively, the amended SOE and UC for the said periods are submitted herewith.

Inconvenience is regretted.

Encl. : As stated.

**SUDA-Health/DFID/07/121/1(1)
CC
Shri Niloy Ghosh, OSD, HSDI, Dept. of Health & Family Welfare.**

**SUDA-Health/DFID/07/121/2(1)
CC**

Director, SUDA - for favour of kind information please.

Yours faithfully,


Project Officer

Dt. .. 14.11.2007


Project Officer

Dt. .. 14.11.2007


Project Officer

A. Statement of Expenditure for 1st quarter of FY 2007-08
in respect of HHW Scheme :

Sl. No.	Item of Expenditure	Expenditure (Amount in Rs.)
	Non-Recurring	
1.	Equipment	
2.	Furniture	46,522.00
3.	Construction	
	a) Sub-Centre	
	b) OPD	
4.	I.E.C. Aids & Materials	
5.	Renovation works	
6.	Documentation	
7.	Printing of HMIS forms	5,340.00
8.	NGO Involvement	
	TOTAL	51,862.00
	Recurring	
9.	Honorarium	11,94,235.00
10.	Salaries	7,65,728.00
11.	Rent	11,075.00
12.	Training	2,488.00
13.	Drug	8,11,959.00
14.	I.E.C.	26,227.00
15.	Operating Cost	2,64,494.00
	TOTAL	30,76,206.00
	GRAND TOTAL	31,28,068.00

B. Release of fund vis-à-vis. SOE submitted :

Fund received from HSDI, DHFW	SOE sent upto March, 2007	SOE during the month of April to June, 2007	Total SOE	(Amount in Rs.)
				Balance
423,19,000.00	206,36,951.00	31,28,068.00	237,65,019.00	185,53,981

STATE URBAN DEVELOPMENT AGENCY
FORM OF UTILISATION CERTIFICATE
OF THE FIRST QUARTER OF FY 2007 - 2008
FOR THE FUND RECEIVED IN THE YEAR 2006 - 2007
FOR IMPLEMENTATION OF
HONORARY HEALTH WORKER SCHEME IN 11 NON - KMA ULBs

Sl. No.	Date	Cheque No.	Amount (In. Rs.)
		Nil	

Certified that balance amount of Rs. 216,82,049/- remaining unutilised at the end of the 4th quarter of FY 2006-07 has been carried forward to the account of 1st quarter of the FY 2007-08 to meet the expenditure for the ongoing programme, a sum of Rs. 31,28,068/- has been utilised during 1st quarter of FY 2007-08 for the purpose it was sanctioned and the balance amount of Rs. 185,53,981/- remaining unutilised at the end of the 1st quarter has been carried forward to the account of 2nd quarter of FY 2007-08.

2. Certified that I have satisfied myself that the conditions on which the grant-in-aid was sanctioned has been duly fulfilled / are being fulfilled and that I have exercised the following checks to see that the money was actually utilised for the purpose for which it was sanctioned.

Kinds of checks exercised.

1. Books of Accounts.
2. Original Bill, Receipts & Vouchers.
3. Bank Statement.
4. Physical Progress.

Signature with date

Designation

Official Seal

S. J. D. A.
Dr. S. GOSWAMI
Project Officer,
Health Worker
S. J. D. A.

A. Statement of Expenditure for 4th quarter of FY 2006-07
in respect of HHW Scheme :

Sl. No.	Item of Expenditure	Expenditure (Amount in Rs.)
Non-Recurring		
1.	Equipment	5,750.00
2.	Furniture	66,435.00
3.	Construction	
	a) Sub-Centre	
	b) OPD	
4.	I.E.C. Aids & Materials	
5.	Renovation works	42,884.00
6.	Documentation	
7.	Printing of HMIS forms	15,295.00
8.	NGO Involvement	
TOTAL		1,30,364.00
Recurring		
9.	Honorarium	42,84,732.00
10.	Salaries	11,79,302.00
11.	Rent	33,975.00
12.	Training	10,940.00
13.	Drug	12,94,174.00
14.	I.E.C.	85,770.00
15.	Operating Cost	3,70,020.00
TOTAL		72,58,913.00
GRAND TOTAL		73,89,277.00

B. Release of fund vis-a-vis. SOE submitted :

Fund received from HSDI, DHFW	SOE sent upto December, 2006	SOE during the month of January to March, 2007	Total SOE	(Amount in Rs.)
				Balance
423,19,000.00	132,47,674.00	73,89,277.00	206,36,951.00	216,82,049.00

STATE URBAN DEVELOPMENT AGENCY
FORM OF UTILISATION CERTIFICATE
OF THE FOURTH QUARTER OF FY 2006 - 2007
FOR THE FUND RECEIVED IN THE YEAR 2006 - 2007
ALONG WITH UNSPENT FUND OF FY 2005 - 2006
FOR IMPLEMENTATION OF
HONORARY HEALTH WORKER SCHEME IN 11 MUNICIPALITIES

Sl. No.	Date	Cheque No.	Amount (In. Rs.)
1	12.02.2007	004760 United Bank of India, Salt Lake Br.	2,56,90,000.00


Certified that balance amount of Rs. 33,81,326/- remaining unutilised at the end of the 3rd quarter of FY 2006-07 has been carried forward to the account of 4th quarter of the FY 2006-07 and the fund received during 4th quarter of FY 2006-07 as indicated above; thus the total fund of Rs. 290,71326/- are made available to meet the expenditure for the ongoing programme, a sum of Rs. 73,89,277/- has been utilised during 4th quarter of FY 2006-07 for the purpose it was sanctioned and the balance amount of Rs. 216,82,049/- remaining unutilised at the end of the 4th quarter has been carried forward to the account of 1st quarter of FY 2007-08.

2. Certified that I have satisfied myself that the conditions on which the grant-in-aid was sanctioned has been duly fulfilled / are being fulfilled and that I have exercised the following checks to see that the money was actually utilised for the purpose for which it was sanctioned.

Kinds of checks exercised.

1. Books of Accounts.
2. Original Bill, Receipts & Vouchers.
3. Bank Statement.
4. Physical Progress.

Signature with date



Dr. S. GOSWAMI
Project Officer,
Health Wing
S. U. D. A.

Designation

Official Seal

423,19,100.00	132,41,746.00	73,89,277.00	206,36,951.00	216,82,049.00
---------------	---------------	--------------	---------------	---------------

A. Statement of Expenditure for 4th quarter of FY 2006-07
in respect of HHW Scheme :

Sl. No.	Item of Expenditure	Expenditure (Amount in Rs.)
	Non-Recurring	
1.	Equipment	5,750.00
2.	Furniture	66,435.00
3.	Construction	
	a) Sub-Centre	
	b) OPD	
4.	I.E.C. Aids & Materials	
5.	Renovation works	42,884.00
6.	Documentation	
7.	Printing of HMIS forms	15,295.00
8.	NGO Involvement	
	TOTAL	1,30,364.00
	Recurring	
9.	Honorarium	42,84,732.00
10.	Salaries	11,79,302.00
11.	Rent	33,975.00
12.	Training	10,940.00
13.	Drug	12,94,174.00
14.	I.E.C.	85,770.00
15.	Operating Cost	3,70,020.00
	TOTAL	72,58,913.00
	GRAND TOTAL	73,89,277.00

B. Release of fund vis-a-vis. SOE submitted :

Fund received from HSDI, DHFW	SOE sent upto December, 2006	SOE during the month of January to March, 2007	Total SOE	(Amount in Rs.)
				Balance
423,19,000.00	132,47,674.00	73,89,277.00	206,36,951.00	216,82,049.00

Annexure - I

**A. Statement of Expenditure for 4th quarter of FY 2006-07
in respect of HHW Scheme :**

Sl. No.	Item of Expenditure	Expenditure (Amount in Rs.)
Non-Recurring		
1.	Equipment	5,750.00
2.	Furniture	66,435.00
3.	Construction	
	a) Sub-Centre	
	b) OPD	
4.	I.E.C. Aids & Materials	
5.	Renovation works	42,884.00
6.	Documentation	
7.	Printing of HMIS forms	15,295.00
8.	NGO Involvement	
TOTAL		1,30,364.00
Recurring		
9.	Honorarium	42,84,732.00
10.	Salaries	11,79,302.00
11.	Rent	33,975.00
12.	Training	10,940.00
13.	Drug	12,94,174.00
14.	I.E.C.	85,770.00
15.	Operating Cost	3,70,020.00
TOTAL		72,58,913.00
GRAND TOTAL		73,89,277.00

B. Release of fund vis-a-vis. SOE submitted :

(Amount in Rs.)

Fund received from HSDI, DHFW	SOE sent upto December, 2006	SOE during the month of January to March, 2007	Total SOE	Balance
423,19,000.00	132,47,674.00	73,89,277.00	206,36,951.00	216,82,049.00

STATE URBAN DEVELOPMENT AGENCY
FORM OF UTILISATION CERTIFICATE
OF THE FOURTH QUARTER OF FY 2006 - 2007
FOR THE FUND RECEIVED IN THE YEAR 2006 - 2007
ALONG WITH UNSPENT FUND OF FY 2005 - 2006
FOR IMPLEMENTATION OF
HONORARY HEALTH WORKER SCHEME IN 11 MUNICIPALITIES

Sl. No.	Date	Cheque No.	Amount (In. Rs.)
1	12.02.2007	004760 United Bank of India, Salt Lake Br.	2,56,90,000.00

Certified that balance amount of Rs. 33,81,326/- remaining unutilised at the end of the 3rd quarter of FY 2006-07 has been carried forward to the account of 4th quarter of the FY 2006-07 and the fund received during 4th quarter of FY 2006-07 as indicated above; thus the total fund of Rs. 290,71326/- are made available to meet the expenditure for the ongoing programme, a sum of Rs. 73,89,277/- has been utilised during 4th quarter of FY 2006-07 for the purpose it was sanctioned and the balance amount of Rs. 216,82,049/- remaining unutilised at the end of the 4th quarter has been carried forward to the account of 1st quarter of FY 2007-08.

2. Certified that I have satisfied myself that the conditions on which the grant-in-aid was sanctioned has been duly fulfilled / are being fulfilled and that I have exercised the following checks to see that the money was actually utilised for the purpose for which it was sanctioned.

Kinds of checks exercised.

1. Books of Accounts.
2. Original Bill, Receipts & Vouchers.
3. Bank Statement.
4. Physical Progress.

Signature with date

S. Goswami

Designation

Dr. S. GOSWAMI
Project Officer
Health Wing
S. U. D. A.

Official Seal

**A. Statement of Expenditure for 1st quarter of FY 2007-08
in respect of HHW Scheme :**

Sl. No.	Item of Expenditure	Expenditure (Amount in Rs.)
	Non-Recurring	
1.	Equipment	
2.	Furniture	46,522.00
3.	Construction	
	a) Sub-Centre	
	b) OPD	
4.	I.E.C. Aids & Materials	
5.	Renovation works	
6.	Documentation	
7.	Printing of HMIS forms	5,340.00
8.	NGO Involvement	
	TOTAL	51,862.00
	Recurring	
9.	Honorarium	11,94,235.00
10.	Salaries	7,65,728.00
11.	Rent	11,075.00
12.	Training	2,488.00
13.	Drug	8,11,959.00
14.	I.E.C.	26,227.00
15.	Operating Cost	2,64,494.00
	TOTAL	30,76,206.00
	GRAND TOTAL	31,28,068.00

B. Release of fund vis-à-vis. SOE submitted :

(Amount in Rs.)

Fund received from HSDI, DHFW	SOE sent upto March, 2007	SOE during the month of April to June, 2007	Total SOE	Balance
423,19,000.00	206,36,951.00	31,28,068.00	237,65,019.00	185,53,981

STATE URBAN DEVELOPMENT AGENCY
FORM OF UTILISATION CERTIFICATE
OF THE FIRST QUARTER OF FY 2007 - 2008
FOR THE FUND RECEIVED IN THE YEAR 2006 - 2007
FOR IMPLEMENTATION OF
HONORARY HEALTH WORKER SCHEME IN 11 NON - KMA ULBs

Sl. No.	Date	Cheque No.	Amount (In. Rs.)
		Nil	

Certified that balance amount of Rs. 216,82,049/- remaining unutilised at the end of the 4th quarter of FY 2006-07 has been carried forward to the account of 1st quarter of the FY 2007-08 to meet the expenditure for the ongoing programme, a sum of Rs. 31,28,068/- has been utilised during 1st quarter of FY 2007-08 for the purpose it was sanctioned and the balance amount of Rs. 185,53,981/- remaining unutilised at the end of the 1st quarter has been carried forward to the account of 2nd quarter of FY 2007-08.

2. Certified that I have satisfied myself that the conditions on which the grant-in-aid was sanctioned has been duly fulfilled / are being fulfilled and that I have exercised the following checks to see that the money was actually utilised for the purpose for which it was sanctioned.

Kinds of checks exercised.

1. Books of Accounts.
2. Original Bill, Receipts & Vouchers.
3. Bank Statement.
4. Physical Progress.

Signature with date _____

Designation

Official Seal

S. Goswami
S. S. GOSWAMI
 Project Officer.
 Health Wing
 S. U. D. A.

July, 2007	1	2	3(a)	3(b)	4	5	6	7	8	9	10	11	12	13	14	15	Total
SUDA																	
Cumulative SUDA	0.00	0.00	0.00	0.00	0.00	0.00	0.00	0.00	0.00	0.00	212248.00	0.00	1900.00	0.00	0.00	47779.00	86039.00
ULBs																	
Krishnagar											16350.00	800.00		6405.00		9256.00	102451.00
Medinipur		53039.00									112985.00					45141.00	497632.00
Cooch Behar											41700.00					1735.00	111295.00
Bankura								1800.00			56770.00			157060.00	135.00	3753.00	237638.00
Bolpur											57700.00			23462.00	2560.00	1097.00	140839.00
Kalna											60820.00			7168.00		9002.00	134690.00
Bishnupur											71600.00			89715.00		13501.00	239036.00
Jangipur											28850.00	1500.00			702.00	4901.00	73433.00
Berhampur											75410.00	28660.00		23713.00	1861.00		131624.00
Purulia											48950.00	2000.00			3350.00	4300.00	75600.00
Suri																	0.00
Month Total ULB	0.00	53039.00	0.00	0.00	0.00	0.00	0.00	1800.00	0.00	821827.00	452465.00	4300.00	0.00	300355.00	15895.00	94547.00	0.00
Cumulative ULB	0.00	99561.00	0.00	0.00	0.00	0.00	0.00	7140.00	0.00	2016062.00	1045295.00	15375.00	1488.00	1112314.00	42122.00	246348.00	0.00
Month Total	0.00	53039.00	0.00	0.00	0.00	0.00	0.00	1800.00	0.00	821827.00	491815.00	4300.00	900.00	300355.00	15895.00	142326.00	0.00
Cum. Month Total	0.00	99561.00	0.00	0.00	0.00	0.00	0.00	7140.00	0.00	2016062.00	1257543.00	15375.00	3388.00	1112314.00	42122.00	406820.00	0.00
August, 2007																	
SUDA																	
Cumulative SUDA	0.00	0.00	0.00	0.00	0.00	0.00	0.00	0.00	0.00	0.00	260945.00	0.00	1900.00	0.00	0.00	202647.00	90872.00
ULBs																	
Krishnagar								4000.00			16350.00	1775.00				1608.00	93373.00
Medinipur											20650.00					4189.00	61969.00
Cooch Behar											19920.00	9920.00				6441.00	96619.00
Bankura	3568.00										27110.00	28850.00				1845.00	58921.00
Bolpur											30410.00	28650.00	1956.00			3265.00	64481.00
Kalna											32110.00	35600.00			2410.00	3370.00	73690.00
Bishnupur											37480.00	28850.00			509.00	1851.00	68690.00
Jangipur							11525.00				75410.00	28660.00			38657.00	21677.00	175925.00
Berhampur											81265.00	1500.00	9068.00		5900.00	3634.00	117886.00
Purulia																	0.00
Suri																	0.00
Month Total ULB	0.00	3568.00	0.00	0.00	0.00	0.00	0.00	15525.00	0.00	447125.00	224549.00	13195.00	11024.00	38657.00	9635.00	48080.00	0.00
Cumulative ULB	0.00	103129.00	0.00	0.00	0.00	0.00	0.00	22665.00	0.00	2463187.00	1269844.00	28570.00	12512.00	1150971.00	51967.00	294428.00	0.00
Month Total	0.00	3568.00	0.00	0.00	0.00	0.00	0.00	15525.00	0.00	447125.00	273246.00	13195.00	11024.00	38657.00	9635.00	90255.00	0.00
Cum. Month Total	0.00	103129.00	0.00	0.00	0.00	0.00	0.00	22665.00	0.00	2463187.00	1530789.00	28670.00	14412.00	1150971.00	51967.00	497075.00	0.00
September, 2007																	
SUDA																	
Cumulative SUDA	0.00	0.00	0.00	0.00	0.00	0.00	0.00	0.00	0.00	0.00	44350.00	0.00	1727.00	0.00	0.00	34117.00	80194.00
ULBs																	
Krishnagar	3328.00										16350.00	800.00				3658.00	97055.00
Medinipur											305295.00						0.00
Cooch Behar											20850.00					640.00	63101.00
Bankura											19920.00	4000.00				5461.00	89267.00
Bolpur								270.00			27110.00	28850.00				971.00	57793.00
Kalna																	0.00
Bishnupur											28850.00	1000.00					0.00
Jangipur											28660.00	28660.00			684.00	4782.00	72796.00
Berhampur											75410.00	28660.00			2136.00	3876.00	152176.00
Purulia											49120.00	1000.00	2970.00		5800.00	3143.00	77683.00
Suri																	0.00
Month Total ULB	3328.00	0.00	0.00	0.00	0.00	0.00	0.00	270.00	0.00	352460.00	159130.00	6800.00	16925.00	0.00	9591.00	26393.00	0.00
Cumulative ULB	3328.00	103129.00	0.00	0.00	0.00	0.00	0.00	22935.00	0.00	2815647.00	1428974.00	35370.00	29437.00	1150971.00	320821.00	0.00	6007136.00
Month Total	3328.00	0.00	0.00	0.00	0.00	0.00	0.00	270.00	0.00	352460.00	203480.00	6800.00	18652.00	0.00	9591.00	60510.00	0.00
Cum. Month Total	3328.00	103129.00	0.00	0.00	0.00	0.00	0.00	22935.00	0.00	2815647.00	1734269.00	36370.00	33064.00	1150971.00	61548.00	557585.00	0.00
Quarterly	3328.00	56607.00	0.00	0.00	0.00	0.00	0.00	17595.00	0.00	1821412.00	968541.00	24295.00	30878.00	338012.00	35321.00	293091.00	0.00
Cumulative Quarterly	3328.00	103129.00	0.00	0.00	0.00	0.00	0.00	22665.00	0.00	2815647.00	1734269.00	36370.00	33064.00	1150971.00	61548.00	557585.00	0.00

**MONTHLY REPORT OF HAU
FOR
HHW SCHEME**

FORM - C

Report for the month of - **JULY**

Year - 2007

Name of the Municipality / Corporation - 11 ULBs

No. of reporting SCs - 55

POSITION AS ON 30th APRIL, 2007

- | | |
|---------------------------------------------|--------------------------------------------|
| 1) No. of Beneficiary Families - 58638 | 2) No. of Beneficiary Population - 2,88810 |
| 3) No. of Eligible Couples - 48192 | 4) No. of Infants (under 1 year) - 3915 |
| 5) No. of Children (1 to < 5 years) - 21065 | |

Sl. No.	Services	Performance in the reporting month	Cumulative performance since April 2007
1.	Ante Natal Care		
1.1	Ante Natal cases Registered		
	(a) New - (i) Before 12 weeks	89	372
	- (ii) After 12 weeks	233	919
	(b) Old		
1.2	No. of Pregnant women who had 3 check-ups	178	712
1.3	Total No. of high risk pregnant women		
	a) Attended	50	132
	b) Referred	19	33
1.4	No. of TT doses		
	a) TT1	206	834
	b) TT2	195	771
	c) Booster	11	46
1.5	No. of pregnant women under treatment for Anaemia		
1.6	No. of pregnant women given prophylaxis for Anaemia	244	1064
2.	Natal Care		
2.1	Total No. of deliveries conducted		
	a) Normal	204	834
	b) Forceps	4	10
	c) Caesar	42	157
2.2	Place of delivery		
	a) Home	40	156
	b) Institution	210	845
2.3	Age of mother at the time of delivery		
	a) Less than 20 years	22	130
	b) 20 years and above	228	871
2.4	No. of complicated Delivery cases referred to Govt./Non Govt. Hospital / Nursing Home / Maternity Homes	2	14

* Put tick mark (✓) whichever is applicable.

Twin Page :- 1

Contd..

Sl. No.	Services	Performance in the reporting month		Cumulative performance since April 2007	
		M	F	M	F
3.	Pregnancy Outcome	M	F	M	F
3.1	No. of births				
	a) Live births	128	117	514	474
	b) Still births	3	2	8	6
3.2	Order of birth in 3.1 (a) (live births)				
	a) 1 st	70	47	305	237
	b) 2 nd	40	50	157	174
	c) 3+	18	20	52	63
3.3	New born status of birth in 3.1 (a) (live births)				
	a) Less than 2.5 Kg.	50	34	99	90
	b) 2.5 Kg. or more	63	69	349	330
	c) Weight not recorded	15	14	66	54
3.4	High risk new born				
	a) No. Attended	1	2	10	4
	b) No. Referred	1	3	5	5
4.	Post Natal Care				
4.1	No. of women received 3 post natal check-ups	88		322	
4.2	No. of Complicated cases referred	-		6	
5.	Maternal Deaths				
5.1	During Pregnancy	-		1	
5.2	During Delivery	-		-	
5.3	Within 6 weeks of delivery	-		-	
6.	RTI/STI	M	F	M	F
6.1	Cases detected	14	29	54	98
6.2	Cases treated	9	14	36	63

Contd..

Immunization & Prophylaxis :

	During the month	Cumulative since April 2007
No. of Sessions planned	71	247
No. of Sessions held	70	248
No. of outreach Sessions held		

		During the month				Cumulative since April 2007					
		Under - 1 Yr.		Above 1 Yr.		Under - 1 Yr.			Above 1 Yr.		
		Male	Female	Male	Female	Male	Female	Total	Male	Female	Total
BCG		109	132			470	466	936			
DPT	DPT-1	106	115			419	430	849			
	DPT-2	115	98			488	434	922			
	DPT-3	102	117			492	486	978			
OPV	OPV-0	98	111			425	412	837			
	OPV-1	106	115			419	430	849			
	OPV-2	115	98			488	434	922			
	OPV-3	102	117			492	486	978			
Hepatitis B	Hep-1	58	58			141	158	299			
	Hep-2	31	32			78	71	149			
	Hep-3	30	34			44	43	87			
Measles		120	108			373	353	726			
Fully immunized Children under 1 year	Having BCG+3 doses of OPV&DPT + Measles	118	104			340	313	653			
VITAMIN -A	Dose - 1	232	192			490	443	933			
Children more than 18 months	DPT Booster			84	70				379	321	700
	OPV Booster			84	70				379	321	700
VITAMIN -A	Dose - 2			122	100				401	340	741
	Dose - 3			85	97				300	299	599
	Dose - 4			61	49				240	213	453
	Dose - 5			50	53				181	168	349
Children more than 5 yrs.	DT - 1			54	58				219	208	427
	DT - 2			6	5				31	17	48
Children more than 10 yrs.	TT - 1			24	18				91	84	175
	TT - 2			1	-				5	6	11
Children more than 16 yrs.	TT - 1			13	9				42	48	90
	TT - 2			3	1				8	13	21
No. of Children received IFA				69	88				207	228	435
UNTOWARD REACTION											
1. Reported deaths associated with immunization		-	-	-	-	-	-	-	-	-	-
2. Number of abscesses		-	-	-	-	-	1	1	-	-	-
3. Other Complications		-	-	-	-	-	-	-	-	-	-

Contd..

Sl. No.	Services	Performance in the reporting month			Cumulative performance since April 2007		
8.	Vaccine preventable diseases for under - 5 years children						
	a) Diphtheria	M	F	T	M	F	T
	i) Cases	-	-	-	-	-	-
	ii) Deaths	-	-	-	-	-	-
	b) Poliomyelitis						
	i) Cases	-	-	-	-	-	-
	ii) Deaths	-	-	-	-	-	-
	c) Neo Natal Tetanus						
	i) Cases	-	-	-	-	-	-
	ii) Deaths	-	-	-	-	-	-
	d) Tetanus other than Neo Natal						
	i) Cases	-	-	-	-	-	-
	ii) Deaths	-	-	-	-	-	-
	e) Whooping Cough						
	i) Cases	-	-	-	-	-	-
	ii) Deaths	-	-	-	-	-	-
	f) Measles						
	i) Cases	11	10	20	61	49	110
	ii) Deaths	-	-	-	-	-	-
81	Other specified communicable diseases						
	a) Malaria						
	i) Cases	10	9	19	27	17	44
	ii) Deaths	-	-	-	-	-	-
	b) Tuberculosis						
	i) Cases	2	1	3	22	9	31
	ii) Deaths	-	-	-	-	-	-
	c) Leprosy						
	i) Cases	3	1	4	8	5	13
	ii) Deaths	-	-	-	-	-	-
9.	ARI under 5 years (Pneumonia)						
	a) Cases	164	158	322	449	382	831
	b) Treated with Co-trimoxazole	144	135	279	353	298	651
	c) Deaths	-	-	-	-	-	-
10.	Acute Diarrhoeal Diseases under 5 years						
	a) Cases	300	299	599	940	860	1800
	b) Treated with ORS	286	261	547	848	761	1609
	c) Deaths	-	-	-	1	-	1
11.	Child Deaths						
	a) under 1 week	1	3	4	10	6	16
	b) 1 week to under 1 month	1	-	1	2	1	3
	c) 1 month to under 1 year	-	1	1	-	4	4
	d) 1 year to under 5 years	-	-	-	1	-	1

Contd..

Sl. No.	Services	No. of Eligible Couple already protected (as existing on 31 st March preceding year)	Performance in the reporting month		Cumulative performance Since April 2007 including carried over performance
			No of New Acceptors	Nos. Discontinued OR taken off for crossing Eligible age	
		(a)	(b)	(c)	(a + b - c)
12.	Contraceptive Services				
12.1	Male Sterilisation				
	a) Conventional	103	1	1	103
	b) No scalpel	-	-	-	-
12.2	Female Sterilisation				
	a) Abdominal	18767	44	23	18811
	b) Laparoscopic	341	-	-	341
12.3	Total IUD insertions	285	5	1	289
12.3.1	Cases followed up	-	-	-	-
12.3.2	Complications	-	-	-	-
12.4	No. of CC users				
	a) No. of OP users	11343	155	58	11440
	b) No. of condom users	4602	115	34	4683
12.5	Total Nos protected by all methods (12.1+12.2+12.3+12.4)	35441	320	116	35645
12.6	No. of Eligible Couples accepted sterilization		Performance in the reporting month		Cumulative performance Since April 2007
12.6.1	Having 2 living children	9791	27	12	9806
12.6.2	Having 3 or more children	9420	18	11	9427
12.7	No. of CC distributed				
12.7.1	No. of OP Cycle distributed				
12.7.2	No. of Condoms distributed				
13.	Abortions				
	a) Spontaneous		8		22
	b) No. of MTPs done		4		7
	c) Deaths		-		-
14.	Deaths				
	a) Maternal Deaths (as in Sl No. 5)		-		1
	b) Child Deaths (as in Sl. No. 11)		6		24
	c) Other Death except Sl. No. 5 & 11		91		285
14.1	Total Death = 14 (a + b + c)		97		310
15.	IEC Activities	Held		Attendance	
		Topics	No. Held	Male	Female
	1. Group Discussion		111	192	2221
	2. Deployment of Folk Media				
	3. Others (Specify)				

Signature of PTMO / STS

Date :

HHW SCHEME IN 11 NON-KMA ULBS**ACHIEVEMENT DURING FY 2005-06****IMMUNISATION STATUS OF CHILDREN****TABLE : 1**

SL. NO.	NAME OF TOWN	PERCENTAGE COVERAGE UNDER TYPE OF VACCINES							
		BCG		DPT (III)		OPV (III)		MEASLES	
		B	A	B	A	B	A	B	A
1	BANKURA	57.1	68.6	50.6	67.3	49.5	67.5	35.5	52.5
2	BERHAMPUR	56.9	68.2	49.1	66.8	49.1	66.8	40.1	56.3
3	BISHNUPUR	61.4	67.6	58.5	66.2	57.2	66.7	44.3	58.6
4	BOLPUR	57.4	61.8	48.3	60.3	48.0	60.5	27.1	54.3
5	COOCH BEHAR	65.3	71.1	61.3	70.3	60.0	70.5	47.7	65.4
6	JANGIPUR	38.8	49.3	36.2	47.6	36.2	47.8	28.0	44.3
7	KALNA	75.5	79.2	64.5	78.1	64.8	78.3	52.4	63.6
8	KRISHNAGAR	75.7	78.5	69.1	76.2	69.4	76.2	53.5	65.1
9	MEDINIPUR	44.1	55.6	35.4	54.4	35.5	54.4	28.8	49.3
10	PURULIA	51.2	64.1	43.1	53.6	43.1	53.6	37.5	44.3
11	SURI	49.8	59.8	43.1	57.9	43.5	57.9	34.0	47.2
	AVERAGE	57.6	65.8	50.8	63.5	50.6	63.7	39.0	54.6

● ANTENATAL CHECK-UP & IMMUNISATION COVERAGE OF PREGNANT WOMEN

TABLE : 2

SL. NO.	NAME OF TOWN	AT LEAST 3 ANTENATAL CHECK-UPS (%)		TT - II / BOOSTER	
		B	A	B	A
1	BANKURA	23.9	47.3	60.9	61.2
2	BERHAMPUR	28.1	49.6	60.9	61.0
3	BISHNUPUR	2.9	19.8	84.3	84.5
4	BOLPUR	15.2	36.4	74.3	74.6
5	COOCH BEHAR	31.9	48.3	77.7	78.0
6	JANGIPUR	12.1	32.6	52.6	54.6
7	KALNA	31.2	43.4	79.0	79.2
8	KRISHNAGAR	7.8	29.6	87.8	89.2
9	MEDINIPUR	13.4	37.3	65.9	66.1
10	PURULIA	52.0	66.3	73.3	74.9
11	SURI	14.2	39.1	70.2	70.5
	AVERAGE	21.2	40.9	71.5	72.2

CONFINEMENT STATUS

TABLE : 3

SL. NO.	NAME OF TOWN	PLACE OF DELIVERY (% DISTRIBUTION)			
		INSTITUTIONAL		DOMICILIARY	
		B	A	B	A
1	BANKURA	83.8	85.2	16.2	15.1
2	BERHAMPUR	94.1	95.5	5.9	4.8
3	BISHNUPUR	85.1	86.3	14.9	13.8
4	BOLPUR	88.8	90.2	11.2	10.6
5	COOCH BEHAR	78.4	80.1	21.6	20.8
6	JANGIPUR	32.2	34.8	67.8	63.9
7	KALNA	76.7	77.6	23.3	21.2
8	KRISHNAGAR	96.1	96.8	3.9	3.6
9	MEDINIPUR	80.4	81.6	19.6	18.8
10	PURULIA	56.7	57.4	43.3	42.1
11	SURI	72.2	74.4	27.8	25.1
	AVERAGE	76.8	78.2	23.2	21.8

CONTRACEPTION COVERAGE

TABLE : 4

NAME OF TOWN	NO. OF ELIGIBLE COUPLE	CONTRACEPTION COVERAGE (%)								CPR	
		PERMANENT METHOD		TEMPORARY METHOD							
				IUD		OCP		NIRODH			
		B	A	B	A	B	A	B	A	B	A
BANKURA	5676	22.5	22.9	0.4	0.5	13.5	13.6	2.6	2.7	39.0	39.7
BERHAMPUR	7129	19.0	20.2	0.2	0.3	26.8	27.0	5.3	5.4	51.3	52.9
BISHNUPUR	3085	40.3	40.5	1.5	1.5	29.4	29.6	3.5	3.7	74.7	75.3
BOLPUR	2559	30.2	30.3	0.1	0.2	30.9	31.0	0.6	0.9	61.8	62.4
COOCH BEHAR	3038	20.0	20.6	4.9	4.9	20.7	21.0	4.1	4.2	49.7	50.7
JANGIPUR	3634	25.1	25.4	0.0	0.7	27.5	27.6	2.9	3.0	55.5	56.7
KALNA	2914	40.2	40.7	0.0	0.3	17.5	17.5	1.5	1.6	59.2	60.1
KRISHNAGAR	7293	44.3	45.8	0.3	0.8	27.7	28.0	3.8	4.0	76.1	78.6
MEDINIPUR	6060	21.1	21.3	2.4	2.5	14.0	14.2	8.3	8.4	45.8	46.4
PURULIA	5097	38.2	38.5	0.1	0.9	7.4	7.5	2.4	2.4	48.1	49.3
SURI	3124	57.3	57.4	0.1	0.2	22.0	22.1	2.0	2.1	81.4	81.8
AVERAGE	49609	32.6	33.1	0.9	1.2	21.6	21.7	3.4	3.5	58.4	59.4

21.6
 3.4
 0.9

 25.9

VITAL INDICATORS OF TEN SELECTED TOWNS (BPL POPULATION)

BASE LINE VS ACHIEVEMENT

TABLE : 5

SL. NO.	NAME OF TOWN	CBR		CDR		IMR		MMR		CPR	
		B	A	B	A	B	A	B	A	B	A
1	BANKURA	36.9	36.6	3.4	3.1	22.3	18.9	3.7	2.5	39.0	39.7
2	BERHAMPUR	45.1	44.9	4.7	4.5	25.4	20.8	2.9	2.5	51.3	52.9
3	BISHNUPUR	31.8	31.2	5.4	5.2	22.4	19.5	1.5	1.0	74.7	75.3
4	BOLPUR	35.3	35.1	9.9	9.5	24.6	20.3	2.1	2.0	61.8	62.4
5	COOCH BEHAR	42.9	42.1	7.1	7.0	21.3	18.9	1.8	1.4	49.7	50.7
6	JANGIPUR	35.5	35.2	4.7	4.4	19.3	17.5	2.1	1.9	55.5	56.7
7	KALNA	37.8	37.2	5.9	5.7	18.2	15.9	1.7	1.4	59.2	60.1
8	KRISHNAGAR	36.5	36.1	6.9	6.4	15.6	14.7	2.4	1.9	77.1	78.6
9	MEDINIPUR	38.1	37.9	7.9	7.3	21.8	18.6	1.9	1.3	45.8	46.4
10	PURULIA	30.3	29.9	7.6	7.2	23.6	19.4	1.3	1.0	48.1	49.3
11	SURI	40.4	39.6	5.4	5.3	23.3	18.4	1.2	1.0	81.4	81.8
	AVERAGE	37.3	39.6	6.3	6.0	21.6	18.4	2.1	1.6	58.5	59.4

N.B. : B = Baseline A = Achievement

DFID Funded HHW Scheme in 11 ULBs

Impact of Services Rendered (2006–2007) :

a) Improving Maternal Health :

(Fig. In %)

ULBs	Maternal Health					
	At least 3 ANC		TTPW		Institutional Delivery	
	B	A	B	A	B	A
Bankura	23.9	40.8	60.9	32.8	83.8	92.6
Behrampur	28.1	63.1	60.9	63.7	94.1	94.6
Bishnupur	2.9	91.8	84.3	87.3	85.1	87.7
Bolpur	15.2	35.5	74.3	82.7	88.8	92.1
Cooch Bihar	31.9	52.8	77.7	77.6	78.4	83.8
Jangipur	12.1	18.9	52.6	35.4	32.2	46.9
Kalna	31.2	71.7	79.0	81.6	76.7	91.2
Krishnanagar	7.8	44.4	87.8	58.1	96.1	95.4
Medinipur	13.4	40.5	65.9	57.5	80.4	85.2
Purulia	52.0	71.4	73.3	86.1	56.7	59.7
Suri	14.2	59.3	70.2	74.0	72.2	79.6
Average	21.2	53.7	71.5	67	76.8	82.6

b) Improving Child health (2006 - 2007) :

(Fig. In %)

ULBs	Child Health							
	BCG		DPT III		OPV III		Measles	
	B	A	B	A	B	A	B	A
Bankura	57.1	98.6	50.6	94.5	49.5	94.5	35.5	59.9
Behrampur	56.9	100	49.1	84	49.1	84	40.1	69.2
Bishnupur	61.4	87.1	58.5	94.5	57.2	94.5	44.3	95.0
Bolpur	57.4	100	48.3	74.5	48.0	74.5	27.1	78.2
Cooch Bihar	65.3	97.0	61.3	72.6	60.0	72.6	47.7	95.5 25.5
Jangipur	38.8	94.6	36.2	48.1	36.2	48.1	28.0	51.9
Kalna	75.5	93	64.5	100	64.8	100	52.4	62.4
Krishnanagar	75.7	91.7	69.1	86.9	69.4	87.5	53.5	87.5
Medinipur	44.1	100	35.4	94.2	35.5	94.2	28.8	96.2
Purulia	51.2	67.3	43.1	76.7	43.1	76.7	37.5	60.9
Suri	49.8	100	43.1	87.2	43.5	87.2	34.0	67.8
Average	57.6	93.5	50.8	83.0	50.6	83.0	39.0	75.0

c) Contraception Coverage :

(Fig. In %)

ULBs	Contraception Coverage				Couple Protection Rate (CPR)	
	Permanent Method (Ligation)		Temporary Method (IUD, OCP, Condom)			
	B	A	B	A	B	A
Bankura	22.5	45.7	16.5	26.7	39.0	72.5
Behrampur	19.0	45.5	32.3	34.8	51.3	80.2
Bishnupur	40.3	40.5	34.4	32.1	74.7	72.6
Bolpur	30.2	46.6	31.6	31.4	61.8	78.1
Cooch Bihar	20.0	31	29.7	48.7	49.7	80.0
Jangipur	25.1	23.3	30.4	27.8	55.5	60.5
Kalna	40.2	49	19	29	59.2	77.8
Krishnanagar	44.3	32	31.8	37.9	76.1	70
Medinipur	21.1	42	24.7	54	45.8	96
Purulia	38.2	49.2	9.9	17.8	48.1	67.1
Suri	57.3	48.2	24.1	27	81.4	75.1
Average	32.6	41.2	25.8	33.4	58.4	74.6

d) Vital Statistics (2006 - 2007) :

ULBs	Vital Statistics							
	Crude Birth Rate (CBR)		Crude Death Rate (CDR)		Infant Mortality Rate (IMR)		Maternal Mortality Rate (MMR)	
	B	A	B	A	B	A	B	A
Bankura	36.9	11.4	3.4	2.8	22.3	7.2	3.7	0
Behrampur	45.1	7.8	4.7	3	25.4	51.3	2.9	0
Bishnupur	31.8	10.7	5.4	3.2	22.4	15	1.5	0
Bolpur	35.3	14	9.9	4.1	24.6	26.6	2.1	0
Cooch Bihar	42.9	11.2	7.1	4.7	21.3	39.8 21.2	1.8	0
Jangipur	35.5	11.5	4.7	4.5	19.3	3.9	2.1	0
Kalna	37.8	13	5.9	1.7	18.2	22.1	1.7	4.9
Krishnanagar	36.5	10	6.9	4.8	15.6	16.7	2.4	2.8
Medinipur	38.1	10	7.9	0.6	21.8	7.6	1.9	0
Purulia	30.3	12	7.6	2.4	23.6	36	1.3	2.8
Suri	40.4	16.2	5.4	4.2	23.3	39.6	1.2	0
Average	37.3	11.6	6.3	3.3	21.6	24.2	2.1	0.95

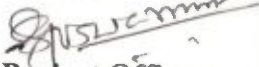
N.B. : B = Base Line (2004) A = Achievement (2006-2007)

STATE URBAN DEVELOPMENT AGENCY**HEALTH WING****"ILGUS BHAVAN"****H-C BLOCK, SECTOR-III, BIDHANNAGAR, CALCUTTA-700 091****West Bengal**Ref No. **SUDA-Health/DFID/07/61**Date **24.07.2007****From : Dr. Shibani Goswami
Project Officer
Health Wing, SUDA****To : Shri A.K. Das, IAS
Project Director, HSDI &
Special Secretary to the Govt. of West Bengal
Health & Family Welfare Dept.***amended
hde no.
121 dt. 14.11.07***Sub : Submission of (a) Statement of Expenditure, (b) Utilisation Certificate during the 1st quarter of FY 2007-08 and (c) Performance Report for the 1st quarter of FY 2007-08 in connection with Honorary Health Worker Scheme.**

Sir,

The Statement of Expenditure and Utilisation Certificate during the 1st quarter of FY 2007-08 and Performance Report for the 1st quarter of FY 2007-08 in connection with HHW Scheme are enclosed at Annexure I, II & III respectively for your kind information.

Yours faithfully,



Project Officer**SUDA-Health/DFID/07/61/1(2)****Dt. .. 24.07.2007**

CC

1. Shri Ajoy Bhattacharjee, Jt. Secretary, HSDI, Health & Family Welfare Dept.
2. Shri Niloy Ghosh, OSD, HSDI, Health & Family Welfare Dept.


Project Officer**SUDA-Health/DFID/07/61/2(1)****Dt. .. 24.07.2007**

CC

Director, SUDA - for favour of kind information please.
Project Officer

**A. Statement of Expenditure for 1st quarter of FY 2007-08
in respect of HHW Scheme :**

Sl. No.	Item of Expenditure	Expenditure (Amount in Rs.)
Non-Recurring		
1.	Equipment	
2.	Furniture	46,522.00
3.	Construction	
	a) Sub-Centre	
	b) OPD	
4.	I.E.C. Aids & Materials	
5.	Renovation works	
6.	Documentation	
7.	Printing of HMIS forms	5,340.00
8.	NGO Involvement	
	TOTAL	51,862.00
Recurring		
9.	Honorarium	11,94,235.00
10.	Salaries	7,65,728.00
11.	Rent	11,075.00
12.	Training	2,488.00
13.	Drug	8,11,959.00
14.	I.E.C.	26,227.00
15.	Operating Cost	2,64,494.00
	TOTAL	30,76,206.00
	GRAND TOTAL	31,28,068.00

B. Release of fund vis-à-vis. SOE submitted :

(Amount in Rs.)

Fund received from HSDI, DHFW	SOE sent upto March, 2007	SOE during the month of April to June, 2007	Total SOE	Balance
423,19,000.00	292,92,784.00	31,28,068.00	324,20,852.00	98,98,148.00

206,36,951.00

237,65,019

1,85,53,981

STATE URBAN DEVELOPMENT AGENCY
FORM OF UTILISATION CERTIFICATE
OF THE FIRST QUARTER OF FY 2007 - 2008
FOR THE FUND RECEIVED IN THE YEAR 2006 - 2007
FOR IMPLEMENTATION OF
HONORARY HEALTH WORKER SCHEME IN 11 NON - KMA ULBs

Sl. No.	Date	Cheque No.	Amount (In. Rs.)
		Nil	


Certified that balance amount of Rs. ~~130,26,216/-~~ ^{216,82,049} remaining unutilised at the end of the 4th quarter of FY 2006-07 has been carried forward to the account of 1st quarter of the FY 2007-08 to meet the expenditure for the ongoing programme. a sum of Rs. 31,28,068/- has been utilised during 1st quarter of FY 2007-08 for the purpose it was sanctioned and the balance amount of Rs. ~~98,98,148/-~~ ^{1,85,53,981/-} remaining unutilised at the end of the 1st quarter has been carried forward to the account of 2nd quarter of FY 2007-08.

2. Certified that I have satisfied myself that the conditions on which the grant-in-aid was sanctioned has been duly fulfilled / are being fulfilled and that I have exercised the following checks to see that the money was actually utilised for the purpose for which it was sanctioned.

Kinds of checks exercised.

1. Books of Accounts.
2. Original Bill, Receipts & Vouchers.
3. Bank Statement.
4. Physical Progress.

Signature with date

 23.7.07

Designation

Official Seal

CONSOLIDATED MONTHLY REPORT OF HAU
FOR
HHW SCHEME

FORM - D

Report for the period - APRIL to JUNE 2007
Name of the Municipality - Bankura, Berhampur, Bishnupur, Bolpur, Cooch-Bihar, Jangipur
Kalna, Krishnanagar, Medinipur, Purulia, Suri
No. of Health Post : 11 No. of reporting SCs : 55

POSITION AS ON 30th APRIL, 2007

- | | |
|---------------------------------------------|--------------------------------------------|
| 1) No. of Beneficiary Families - 58638 | 2) No. of Beneficiary Population - 2,88810 |
| 3) No. of Eligible Couples - 48192 | 4) No. of Infants (under 1 year) - 3915 |
| 5) No. of Children (1 to < 5 years) - 21065 | |

Sl. No.	Services	Performance in the reporting quarter (1 st) April to June
1.	Ante Natal Care	
1.1	Ante Natal cases Registered	
	(a) New - (i) Before 12 weeks	283
	- (ii) After 12 weeks	686
	(b) Old	
1.2	No. of Pregnant women who had 3 check-ups	534
1.3	Total No. of high risk pregnant women	
	a) Attended	82
	b) Referred	14
1.4	No. of TT doses	
	a) TT1	628
	b) TT2	576
	c) Booster	35
1.5	No. of pregnant women under treatment for Anaemia	
1.6	No. of pregnant women given prophylaxis for Anaemia	820
2.	Natal Care	
2.1	Total No. of deliveries conducted	
	a) Normal	630
	b) Forceps	6
	c) Caesar	115
2.2	Place of delivery	
	a) Home	116
	b) Institution	635
2.3	Age of mother at the time of delivery	
	a) Less than 20 years	108
	b) 20 years and above	643
2.4	No. of complicated Delivery cases referred to Govt./Non Govt. Hospital / Nursing Home / Maternity Homes	12

* Put tick mark (√) whichever is applicable.

Contd..

Sl. No.	Services	Performance in the reporting quarter April to June	
		M	F
3.	Pregnancy Outcome		
3.1	No. of births *		
	a) Live births	386	357
	b) Still births	5	4
3.2	Order of birth in 3.1 (a) (live births)		
	a) 1 st	235	190
	b) 2 nd	117	124
	c) 3+	34	43
3.3	New born status of birth in 3.1 (a) (live births)		
	a) Less than 2.5 Kg.	49	56
	b) 2.5 Kg. or more	286	261
	c) Weight not recorded	51	40
3.4	High risk new born		
	a) No. Attended	9	2
	b) No. Referred	4	2
4.	Post Natal Care		
4.1	No. of women received 3 post natal check-ups	234	
4.2	No. of Complicated cases referred	6	
5.	Maternal Deaths		
5.1	During Pregnancy	1	
5.2	During Delivery	-	
5.3	Within 6 weeks of delivery	-	
6.	RTI/STI		
6.1	Cases detected	40	69
6.2	Cases treated	27	49

* Twins - 1 (Total - 752)

Contd..

7. Immunization & Prophylaxis :

		Performance in the reporting quarter					
No. of Sessions planned		176					
No. of Sessions held		178					
No. of outreach Sessions held							
		Performance in the reporting quarter April to June					
		Under - 1 Yr.			Above 1 Yr.		
		Male	Female	Total	Male	Female	Total
BCG		361	334	695			
DPT	DPT-1	313	315	628			
	DPT-2	373	336	709			
	DPT-3	390	369	759			
OPV	OPV-0	327	301	628			
	OPV-1	313	315	628			
	OPV-2	373	336	709			
	OPV-3	390	369	759			
Hepatitis B	Hep-1	83	100	183			
	Hep-2	51	48	99			
	Hep-3	16	9	25			
Measles		253	245	498			
Fully immunized Children under 1 year	Having BCG+3 doses of OPV&DPT + Measles	223	209	432			
VITAMIN -A	Dose - 1	239	237	476			
Children more than 18 months	DPT Booster				295	251	546
	OPV Booster				295	251	546
VITAMIN -A	Dose - 2				273	240	513
	Dose - 3				209	204	413
	Dose - 4				179	164	343
	Dose - 5				131	115	246
	Children more than 5 yrs.	DT - 1				165	150
Children more than 10 yrs.	DT - 2				25	12	37
	TT - 1				67	66	133
Children more than 16 yrs.	TT - 2				4	6	10
	TT - 1				29	39	68
No. of Children received IFA	TT - 2				5	12	17
					138	140	278
UNTOWARD REACTION							
1. Reported deaths associated with immunization		-	-	-	-	-	-
8. Number of abscesses		-	1	1	-	-	-
9. Other Complications		-	-	-	-	-	-

Contd..

Sl. No.	Services	Performance in the reporting quarter April to June		
8.	Vaccine preventable diseases for under - 5 years children			
	a) Diphtheria	M	F	T
	i) Cases	-	-	-
	ii) Deaths	-	-	-
	b) Poliomyelitis			
	i) Cases	-	-	-
	ii) Deaths	-	-	-
	c) Neo Natal Tetanus			
	i) Cases	-	-	-
	ii) Deaths	-	-	-
	d) Tetanus other than Neo Natal			
	i) Cases	-	-	-
	ii) Deaths	-	-	-
	e) Whooping Cough			
	i) Cases	-	-	-
	ii) Deaths	-	-	-
	f) Measles			
	i) Cases	50	39	89
	ii) Deaths	-	-	-
81	Other specified communicable diseases			
	a) Malaria			
	i) Cases	17	8	25
	ii) Deaths	-	-	-
	b) Tuberculosis			
	i) Cases	20	8	28
	ii) Deaths	-	-	-
	c) Leprosy			
	i) Cases	5	4	9
	ii) Deaths	-	-	-
9.	ARI under 5 years (Pneumonia)			
	a) Cases	285	224	509
	b) Treated with Co-trimoxazole	209	163	372
	c) Deaths	-	-	-
10.	Acute Diarrhoeal Diseases under 5 years			
	a) Cases	640	561	1201
	b) Treated with ORS	562	500	1062
	c) Deaths	1	-	1
11.	Child Deaths			
	a) under 1 week	9	3	12
	b) 1 week to under 1 month	1	1	2
	c) 1 month to under 1 year	-	3	3
	d) 1 year to under 5 years	1	-	1

Sl. No.	Services	No. of Eligible Couple already protected (as existing on 31 st March preceding year)	Performance in the reporting quarter April to June		Cumulative performance Since April 2007 including carried over performance a + b - c)
			No of New Acceptors	Nos. Discontinued or taken off for crossing Eligible age	
		(a)	(b)	(c)	
12.	Contraceptive Services				
12.1	Male Sterilisation				
	a) Conventional	121	3	21	103
	b) No scalpel	-	-	-	-
12.2	Female Sterilisation				
	a) Abdominal	19193	387	813	18767
	b) Laparoscopic	358	7	24	341
12.3	Total IUD insertions	249	41	5	285
12.3.1	Cases followed up	-	-	-	-
12.3.2	Complications	-	-	-	-
12.4	No. of CC users				
	a) No. of OP users	11575	764	996	11343
	b) No. of condom users	4314	474	186	4602
12.5	Total Nos protected by all methods (12.1+12.2+12.3+12.4)	35810	1676	2045	35441
12.6	No. of Eligible Couples accepted sterilization		Performance in the reporting quarter April to June		Cumulative performance Since April 2007
12.6.1	Having 2 living children	9915	200	324	9791
12.6.2	Having 3 or more children	9757	197	534	9420
12.7	No. of CC distributed				
12.7.1	No. of OP Cycle distributed				
12.7.2	No. of Condoms distributed				
13.	Abortions				
	a) Spontaneous			14	14
	b) No. of MTPs done			3	3
	c) Deaths			-	-
14.	Deaths				
	a) Maternal Deaths (as in Sl No. 5)			1	1
	b) Child Deaths (as in Sl. No. 11)			18	18
	c) Other Death except Sl. No. 5 & 11			194	194
14.1	Total Death = 14 (a + b + c)			213	213
15.	IEC Activities	Held		Attendance	
		Topics	No. Held	Male	Female
	1. Group Discussion		329	775	6389
	2. Deployment of Folk Media		-	-	-
	3. Others (Specify)		-	-	-

Date :

Signature of Project Officer, Health, SUDA

**HONORARY HEALTH WORKER SCHEME
SERVICE PERFORMANCE REPORT**

Report during the Period : January to March, 2007

Name of the Municipality : Cooch Behar, Jangipur, Berhampur, Suri, Bolpur, Purulia, Bankura,
Bishnupur, Kalna, Krishnagar and Medinipur

No of Health Post : 11 No. of reporting Sub Health Posts : 55

POSITION AS ON 1ST APRIL, 2006

- 1) No. of Beneficiary Families : 58502 2) No. of Beneficiary Population : 286093
3) No. of Eligible Couples : 47590 4) No. of Infants (under 1 year) : 3874
5) No. of Children (1 to < 5 years) : 21739

Sl. No.	Services	Performance in the reporting quarter (1st)	Cumulative performance since April, 2006
1.	Ante Natal Care		
1.1	Ante Natal cases Registered		
	(a) New - (i) Before 12 weeks	241	1245
	- (ii) After 12 weeks	672	2337
	(b) Old		
1.2	No. of Pregnant women who had 3 check-ups	485	1935
1.3	Total No. of high risk pregnant women		
	a) Attended	102	376
	b) Referred	19	384
1.4	No. of TT doses		
	a) TT1	705	2424
	b) TT2	582	2152
	c) Booster	36	134
1.5	No. of pregnant women under treatment for Anaemia		
1.6	No. of pregnant women given prophylaxis for Anaemia	986	3488
2.	Natal Care		
2.1	Total No. of deliveries conducted		
	a) Normal	676	2503
	b) Forceps	7	34
	c) Caesar	108	360
2.2	Place of delivery		
	a) Home	112	478
	b) Institution	679	2419
2.3	Age of mother at the time of delivery		
	a) Less than 20 years	99	435
	b) 20 years and above	692	2461
2.4	No. of complicated Delivery cases referred to Govt./Non Govt. Hospital / Nursing Home / Maternity Homes	18	115

Contd..

Sl. No.	Services	Performance in the reporting quarter		Cumulative performance since April, 2006	
		M	F	M	F
3.	Pregnancy Outcome	M	F	M	F
3.1	No. of births				
	a) Live births	393	392	1595	1277
	b) Still births	3	3	13	12
3.2	Order of birth in 3.1 (a) (live births)				
	a) 1 st	196	173	821	591
	b) 2 nd	161	177	570	503
	c) 3+	36	42	204	182
3.3	New born status of birth in 3.1 (a) (live births)				
	a) Less than 2.5 Kg.	50	52	230	178
	b) 2.5 Kg. or more	297	278	1139	864
	c) Weight not recorded	46	62	176	282
3.4	High risk new born				
	a) No. Attended	-	5	9	16
	b) No. Referred	1	5	7	8
4.	Post Natal Care				
4.1	No. of women received 3 post natal check-ups	215		708	
4.2	No. of Complicated cases referred	6		20	
5.	Maternal Deaths				
5.1	During Pregnancy	-		-	
5.2	During Delivery	-		-	
5.3	Within 6 weeks of delivery	-		-	
6.	RTI/STI	M	F	M	F
6.1	Cases detected	24	54	143	149
6.2	Cases treated	18	29	65	90

Contd..

7. Immunization & Prophylaxis :

	During the quarter	Cumulative since April, 2006
No. of Sessions planned	260	902
No. of Sessions held	156	767
No. of outreach Sessions held		

		During the quarter				Cumulative since April, 2006					
		Under - 1 Yr.		Above 1 Yr.		Under - 1 Yr.			Above 1 Yr.		
		Male	Female	Male	Female	Male	Female	Total	Male	Female	Total
BCG		357	367			1465	1218	2683			
DPT	DPT-1	404	349			1426	1164	2590			
	DPT-2	448	416			1390	1160	2550			
	DPT-3	385	327			1346	1034	2380			
OPV	OPV-0	311	365			1248	1073	2321			
	OPV-1	392	350			1414	1160	2574			
	OPV-2	445	358			1388	1457	2845			
	OPV-3	376	327			1237	1036	2273			
Hepatitis B	Hep-1	1	-			2	-	2			
	Hep-2	2	-			4	-	4			
	Hep-3	2	-			5	1	6			
Measles		271	211			1090	901	1991			
Fully immunized Children under 1 year	Having BCG+3 doses of OPV&DPT + Measles	271	210			1042	830	1872			
VITAMIN -A	Dose - 1	369	215			1237	1013	2250			
Children more than 18 months	DPT Booster			273	262				1015	932	1947
	OPV Booster			257	249				1000	912	1912
VITAMIN -A	Dose - 2			236	233				901	829	1730
	Dose - 3			205	210				762	687	1449
	Dose - 4			171	139				606	536	1142
	Dose - 5			114	102				456	368	824
Children more than 5 yrs.	DT - 1			252	202				879	719	1598
	DT - 2			28	27				110	108	218
Children more than 10 yrs.	TT - 1			68	58				326	326	652
	TT - 2			14	16				49	56	105
Children more than 16 yrs.	TT - 1			26	29				140	141	281
	TT - 2			5	6				16	25	41
No. of Children received IFA		-	-	163	166	-	-	-	2679	2220	4899
UNTOWARD REACTION											
1. Reported deaths associated with immunization		-	-	-	-	-	-	-	-	-	-
18. Number of abscesses		-	-	-	-	1	1	2	1	1	2
19. Other Complications		-	-	-	-	1	-	1	1	-	1

Contd..

Sl. No.	Services	Performance in the reporting quarter			Cumulative performance since April, 2006		
8.	Vaccine preventable diseases for under - 5 years children						
	a) Diphtheria	M	F	T	M	F	T
	i) Cases	-	-	-	1	1	2
	ii) Deaths	-	-	-	-	-	-
	b) Poliomyelitis						
	i) Cases	-	-	-	-	-	-
	ii) Deaths	-	-	-	-	-	-
	c) Neo Natal Tetanus						
	i) Cases	-	-	-	-	-	-
	ii) Deaths	-	-	-	-	-	-
	d) Tetanus other than Neo Natal						
	i) Cases	-	-	-	-	-	-
	ii) Deaths	-	-	-	-	-	-
	e) Whooping Cough						
	i) Cases	1	0	1	11	5	16
	ii) Deaths	-	-	-	-	-	-
	f) Measles						
	i) Cases	65	50	115	244	187	431
	ii) Deaths	-	-	-	-	-	-
8.1	Other specified communicable diseases						
	a) Malaria						
	i) Cases	24	26	50	126	91	217
	ii) Deaths	-	-	-	-	-	-
	b) Tuberculosis						
	i) Cases	11	5	16	66	24	90
	ii) Deaths	1	0	1	5	1	6
	c) Leprosy						
	i) Cases	5	2	7	30	11	41
	ii) Deaths	-	-	-	-	-	-
9.	ARI under 5 years (Pneumonia)						
	a) Cases	374	335	709	1054	938	1992
	b) Treated with Co-trimoxazole	364	321	685	895	772	1667
	c) Deaths	-	-	-	-	1	1
10.	Acute Diarrhoeal Diseases under 5 years						
	a) Cases	309	255	564	1690	1356	3046
	b) Treated with ORS	251	196	447	1627	1236	2863
	c) Deaths	-	-	-	-	-	-
11.	Child Deaths						
	a) under 1 week	3	4	7	28	14	42
	b) 1 week to under 1 month	2	2	4	7	4	11
	c) 1 month to under 1 year	1	1	2	7	7	14
	d) 1 year to under 5 years	2	1	3	6	8	14

Contd.

Sl. No.	Services	No. of Eligible Couple already protected (as existing on last quarter)	Performance in the reporting quarter		Cumulative performance Since April, 2006 including carried over performance
			No of New Acceptors	Nos. Discontinued OR taken off for crossing Eligible age	
		(a)	(b)	(c)	(a + b - c)
12.	Contraceptive Services				
12.1	Male Sterilisation				
	a) Conventional	121	-	-	121
	b) No scalpel	-	-	-	-
12.2	Female Sterilisation				
	a) Abdominal	18987	130	15	19102
	b) Laparoscopic	361	2	-	363
12.3	Total IUD insertions	247	8	9	246
12.3.1	Cases followed up	58	5	-	-
12.3.2	Complications	-	-	-	-
12.4	No. of CC users				
	a) No. of OP users	11201	279	69	11411
	b) No. of condom users	4042	190	43	4189
12.5	Total Nos protected by all methods (12.1+12.2+12.3+12.4)	34959	609	136	35432
12.6	No. of Eligible Couples accepted sterilization		Performance in the reporting quarter		Cumulative performance Since April, 2006
12.6.1	Having 2 living children	9574	57		9631
12.6.2	Having 3 or more children	9895	22		9917
12.7	No. of CC distributed				
12.7.1	No. of OP Cycle distributed				
12.7.2	No. of Condoms distributed				
13.	Abortions				
	a) Spontaneous		20		65
	b) No. of MTPs done		9		51
	c) Deaths		-		-
14.	Deaths				
	a) Maternal Deaths (as in Sl No. 5)		-		-
	b) Child Deaths (as in Sl. No. 11)		16		82
	c) Other Death except Sl. No. 5 & 11		256		786
14.1	Total Death = 14 (a + b + c)		272		868
15.	IEC Activities	No. Held		Attendance	
				Male	Female
	1. Group Discussion	257		569	6617
	2. Deployment of Folk Media	57		62	1266
	3. Others (Specify)	-		-	-

**HONORARY HEALTH WORKER SCHEME
SERVICE PERFORMANCE REPORT**

Report during the Period : October to December, 2006

Name of the Municipality : Cooch Behar, Jangipur, Berhampur, Suri, Bolpur, Purulia, Bankura,
Bishnupur, Kalna, Krishnagar and Medinipur

No of Health Post : 11 No. of reporting Sub Health Posts : 55

POSITION AS ON 1ST APRIL, 2006

- | | |
|---------------------------------------------|-------------------------------------------|
| 1) No. of Beneficiary Families : 58502 | 2) No. of Beneficiary Population : 286093 |
| 3) No. of Eligible Couples : 47590 | 4) No. of Infants (under 1 year) : 3874 |
| 5) No. of Children (1 to < 5 years) : 21739 | |

Sl. No.	Services	Performance in the reporting quarter	Cumulative performance since April, 2006
1.	Ante Natal Care		
1.1	Ante Natal cases Registered		
	(a) New - (i) Before 12 weeks	241	1004
	- (ii) After 12 weeks	624	1665
	(b) Old		
1.2	No. of Pregnant women who had 3 check-ups	458	1450
1.3	Total No. of high risk pregnant women		
	a) Attended	62	274
	b) Referred	18	365
1.4	No. of TT doses		
	a) TT1	520	1719
	b) TT2	527	1570
	c) Booster	30	98
1.5	No. of pregnant women under treatment for Anaemia		
1.6	No. of pregnant women given prophylaxis for Anaemia	920	2502
2.	Natal Care		
2.1	Total No. of deliveries conducted		
	a) Normal	854	1827
	b) Forceps	14	27
	c) Caesar	106	252
2.2	Place of delivery		
	a) Home	189	366
	b) Institution	785	1740
2.3	Age of mother at the time of delivery		
	a) Less than 20 years	128	336
	b) 20 years and above	845	1769
2.4	No. of complicated Delivery cases referred to Govt./Non Govt. Hospital / Nursing Home / Maternity Homes	20	97

Contd..

Sl. No.	Services	Performance in the reporting quarter		Cumulative performance since April, 2006	
		M	F	M	F
3.	Pregnancy Outcome				
3.1	No. of births				
	a) Live births	546	421	1202	885
	b) Still births	6	1	10	9
3.2	Order of birth in 3.1 (a) (live births)				
	a) 1 st	268	199	625	418
	b) 2 nd	203	169	409	326
	c) 3+	75	53	168	140
3.3	New born status of birth in 3.1 (a) (live births)				
	a) Less than 2.5 Kg.	76	53	180	126
	b) 2.5 Kg. or more	411	238	842	586
	c) Weight not recorded	59	130	130	220
3.4	High risk new born				
	a) No. Attended	4	2	9	11
	b) No. Referred	1	1	6	3
4.	Post Natal Care				
4.1	No. of women received 3 post natal check-ups	182		493	
4.2	No. of Complicated cases referred	4		14	
5.	Maternal Deaths				
5.1	During Pregnancy	-		-	
5.2	During Delivery	-		-	
5.3	Within 6 weeks of delivery	-		-	
6.	RTI/STI	M	F	M	F
6.1	Cases detected	39	72	119	95
6.2	Cases treated	22	43	47	61

Contd..

7. Immunization & Prophylaxis :

	During the quarter	Cumulative since April, 2006
No. of Sessions planned	315	642
No. of Sessions held	293	611
No. of outreach Sessions held		

		During the quarter				Cumulative since April, 2006					
		Under - 1 Yr.		Above 1 Yr.		Under - 1 Yr.			Above 1 Yr.		
		Male	Female	Male	Female	Male	Female	Total	Male	Female	Total
BCG		489	405			1108	851	1959			
DPT	DPT-1	426	378			1022	815	1837			
	DPT-2	351	309			942	744	1686			
	DPT-3	274	280			961	707	1668			
OPV	OPV-0	433	316			937	708	1645			
	OPV-1	424	379			1022	810	1832			
	OPV-2	351	661			943	1099	2042			
	OPV-3	274	282			861	709	1570			
Hepatitis B	Hep-1	1	-			1	-	1			
	Hep-2	2	-			2	-	2			
	Hep-3	3	1			3	1	4			
Measles		347	283			819	690	1509			
Fully immunized Children under 1 year	Having BCG+3 doses of OPV&DPT + Measles	345	283			771	620	1391			
VITAMIN -A	Dose - 1	373	415			868	798	1666			
Children more than 18 months	DPT Booster			262	249				742	670	1412
	OPV Booster			264	242				743	663	1406
VITAMIN -A	Dose - 2			266	263				665	596	1261
	Dose - 3			241	213				557	477	1034
	Dose - 4			171	166				435	397	832
	Dose - 5			146	87				342	266	608
Children more than 5 yrs.	DT - 1			232	209				627	517	1144
	DT - 2			35	37				82	81	163
Children more than 10 yrs.	TT - 1			141	143				258	268	526
	TT - 2			18	21				35	40	75
Children more than 16 yrs.	TT - 1			57	64				114	112	226
	TT - 2			7	12				11	19	30
No. of Children received IFA		-	-	127	107	-	-	-	2516	2054	4570
UNTOWARD REACTION											
1. Reported deaths associated with immunization		-	-	-	-	-	-	-	-	-	-
16. Number of abscesses		-	-	-	-	1	1	2	1	1	2
17. Other Complications		-	-	-	-	1	-	1	1	-	1

Contd..

Sl. No.	Services	Performance in the reporting quarter			Cumulative performance since April, 2006		
		M	F	T	M	F	T
8.	Vaccine preventable diseases for under - 5 years children						
	a) Diphtheria	M	F	T	M	F	T
	i) Cases	-	-	-	1	1	2
	ii) Deaths	-	-	-	-	-	-
	b) Poliomyelitis						
	i) Cases	-	-	-	-	-	-
	ii) Deaths	-	-	-	-	-	-
	c) Neo Natal Tetanus						
	i) Cases	-	-	-	-	-	-
	ii) Deaths	-	-	-	-	-	-
	d) Tetanus other than Neo Natal						
	i) Cases	-	-	-	-	-	-
	ii) Deaths	-	-	-	-	-	-
	e) Whooping Cough						
	i) Cases	2	1	3	10	5	15
	ii) Deaths	-	-	-	-	-	-
	f) Measles						
	i) Cases	33	29	62	179	137	316
	ii) Deaths	-	-	-	-	-	-
8.1	Other specified communicable diseases						
	a) Malaria						
	i) Cases	39	32	71	102	65	167
	ii) Deaths	-	-	-	-	-	-
	b) Tuberculosis						
	i) Cases	19	6	25	55	19	74
	ii) Deaths	1	0	1	4	1	5
	c) Leprosy						
	i) Cases	1	1	2	25	9	34
	ii) Deaths	-	-	-	-	-	-
9.	ARI under 5 years (Pneumonia)						
	a) Cases	378	338	743	680	603	1283
	b) Treated with Co-trimoxazole	320	277	597	531	451	982
	c) Deaths	-	-	-	-	1	1
10.	Acute Diarrhoeal Diseases under 5 years						
	a) Cases	403	344	747	1381	1101	2482
	b) Treated with ORS	465	331	796	1376	1040	2416
	c) Deaths	-	-	-	-	-	-
11.	Child Deaths						
	a) under 1 week	10	4	14	25	10	35
	b) 1 week to under 1 month	1	1	2	5	2	7
	c) 1 month to under 1 year	2	2	4	6	6	12
	d) 1 year to under 5 years	1	3	4	4	7	11

Contd..

Sl. No.	Services	No. of Eligible Couple already protected (as existing on last quarter)			Performance in the reporting quarter		Cumulative performance Since April, 2006
		No of New Acceptors	Discontinued Nos.	OR	taken off for crossing eligible age	(a + b - c)	
12.1	Male Sterilisation	121	-	-	-	-	121
	a) Conventional						
	b) No scalpel						
12.2	Female Sterilisation	18953	106	72	18987		
	a) Abdominal						
	b) Laparoscopic	360	1	-	361		
12.3	Total IUD insertions	256	1	10	247		
12.3.1	Cases followed up	-	16	-	58		
12.3.2	Complications	-	-	-	-		
12.4	No. of CC users	11049	348	196	11201		
	a) No. of OP users						
	b) No. of condom users	3870	243	71	4042		
12.5	Total Nos protected by all methods (12.1+12.2+12.3+12.4)	34609	699	349	34959		
12.6	No. of Eligible Couples accepted sterilization	9546	28		9574		
12.6.1	Having 2 living children						
12.6.2	Having 3 or more children	9888	07		9895		
12.7	No. of CC distributed						
12.7.1	No. of OP Cycle distributed						
12.7.2	No. of Condoms distributed						
13.	Abortions						
	a) Spontaneous	6			45		
	b) No. of MTPs done	4			42		
	c) Deaths	-			-		
14.	Deaths						
	a) Maternal Deaths (as in SI No. 5)	0			0		
	b) Child Deaths (as in SI No. 11)	25			66		
	c) Other Death except SI. No. 5 & 11	216			530		
14.1	Total Death = 14 (a + b + c)	241			596		
15.	IEC Activities	Held		Attendance			
	1. Group Discussion	No. Held	Topics	Male	Female		
	2. Deployment of Folk Media	60		429	1621		
	3. Others (Specify)	2		2	18		

SUDA

STATE URBAN DEVELOPMENT AGENCY

HEALTH WING

"ILGUS BHAVAN"

H-C BLOCK, SECTOR-III, BIDHANNAGAR, CALCUTTA-700 091
West Bengal

SUDA-Health/DFID/07/15

Ref No.

Date 27.04.2007

From : Dr. Shibani Goswami
Project Officer
Health Wing, SUDA

To : Shri A.K. Das, IAS
Project Director, HSDI &
Special Secretary to the Govt. of West Bengal
Health & Family Welfare Dept.

*Amended SOFED
UC for 121
Wd. m. 14.11.07*

Sub : Submission of (a) Statement of Expenditure, (b) Utilisation Certificate during the 4th quarter and (c) Performance Report for the 3rd & 4th quarter of FY 2006-07 in connection with Honorary Health Worker Scheme.

Sir,

The Statement of Expenditure and Utilisation Certificate during the 4th quarter and Performance Report for the 3rd & 4th Quarter of FY 2006-07 in connection with HHW Scheme are enclosed at Annexure I, II & III respectively for your kind information.

Yours faithfully,

o/c
[Signature]
Project Officer

27.04.2007

SUDA-Health/DFID/07/15/1(1)

CC

Shri Ajoy Bhattacharjee, Jt. Secretary, HSDI, Health & Family Welfare Dept.

[Signature]
Project Officer

27.04.2007

SUDA-Health/DFID/07/15/2(1)

CC

Director, SUDA - for favour of kind information please.

[Signature]
Project Officer

A. Statement of Expenditure for 4th quarter of FY 2006-07 in respect of HHW Scheme :

Sl. No.	Item of Expenditure	Expenditure (Amount in Rs.)
Non-Recurring		
1.	Equipment	1,16,923.00
2.	Furniture	5,750.00
3.	Construction	1,84,061.00
	a) Sub-Centre	
	b) OPD	
4.	I.E.C. Aids & Materials	3,698.00
5.	Renovation works	
6.	Documentation	42,884.00
7.	Printing of HMIS forms	15,295.00
8.	NGO Involvement	1,81,981.00
	TOTAL	7,80,389.00
Recurring		
9.	Honorarium	71,40,619.00
10.	Salaries	38,05,482.00
11.	Rent	1,00,379.00
12.	Training	3,15,654.00
13.	Drug	23,22,791.00
14.	I.E.C.	1,62,289.00
15.	Operating Cost	14,17,507.00
	TOTAL	152,64,721.00
	GRAND TOTAL	160,45,110.00

B. Release of fund vis-a-vis. SOE submitted :

Fund received from HSDI, DHFW	SOE sent upto December, 2006	SOE during the month of January to March, 2007	Total SOE	(Amount in Rs.) Balance
423,19,000.00	132,47,674.00	160,45,110.00	292,92,784.00	130,26,216.00
		73,89,277.00	206,36,951.00	216,83,049

STATE URBAN DEVELOPMENT AGENCY
FORM OF UTILISATION CERTIFICATE
OF THE FOURTH QUARTER OF FY 2006 - 2007
FOR THE FUND RECEIVED IN THE YEAR 2006 - 2007
ALONG WITH UNSPENT FUND OF FY 2005 - 2006
FOR IMPLEMENTATION OF
HONORARY HEALTH WORKER SCHEME IN 11 MUNICIPALITIES

Sl. No.	Date	Cheque No.	Amount (In. Rs.)
1	12.02.2007	004760 United Bank of India, Salt Lake Br.	2,56,90,000.00

Certified that balance amount of Rs. 33,81,326/- remaining unutilised at the end of the 3rd quarter of FY 2006-07 has been carried forward to the account of 4th quarter of the FY 2006-07 and the fund received during 4th quarter of FY 2006-07 as indicated above; thus the total fund of Rs. 290,71326/- are made available to meet the expenditure for the ongoing programme, a sum of Rs. 160,45,110/- has been utilised during 4th quarter of FY 2006-07 for the purpose it was sanctioned and the balance amount of Rs. 130,26,216/- remaining unutilised at the end of the 4th quarter has been carried forward to the account of 1st quarter of FY 2007-08

2 Certified that I have satisfied myself that the conditions on which the grant-in-aid was sanctioned has been duly fulfilled / are being fulfilled and that I have exercised the following checks to see that the money was actually utilised for the purpose for which it was sanctioned.

Kinds of checks exercised.

1. Books of Accounts
2. Original Bill, Receipts & Vouchers.
3. Bank Statement.
4. Physical Progress.

Signature with date

S. Goswami

Designation

D. S. GOSWAMI
Project Officer,
Health Wing
S. U. D. A.

Official Seal

**HONORARY HEALTH WORKER SCHEME
SERVICE PERFORMANCE REPORT**

Report during the Period : October to December, 2006
Name of the Municipality : Cooch Behar, Jangipur, Berhampur, Suri, Bolpur, Purulia, Bankura,
Bishnupur, Kalna, Krishnagar and Medinipur
No of Health Post : 11 No. of reporting Sub Health Posts : 55

POSITION AS ON 1ST APRIL, 2006

- 1) No. of Beneficiary Families : 58502 2) No. of Beneficiary Population : 286093
3) No. of Eligible Couples : 47590 4) No. of Infants (under 1 year) : 3874
5) No. of Children (1 to < 5 years) : 21739

Sl. No.	Services	Performance in the reporting quarter	Cumulative performance since April, 2006
1.	Ante Natal Care		
1.1	Ante Natal cases Registered		
	(a) New - (i) Before 12 weeks	241	1004
	- (ii) After 12 weeks	624	1665
	(b) Old		
1.2	No. of Pregnant women who had 3 check-ups	458	1450
1.3	Total No. of high risk pregnant women		
	a) Attended	62	274
	b) Referred	18	365
1.4	No. of TT doses		
	a) TT1	520	1719
	b) TT2	527	1570
	c) Booster	30	98
1.5	No. of pregnant women under treatment for Anaemia		
1.6	No. of pregnant women given prophylaxis for Anaemia	920	2502
2.	Natal Care		
2.1	Total No. of deliveries conducted		
	a) Normal	854	1827
	b) Forceps	14	27
	c) Caesar	106	252
2.2	Place of delivery		
	a) Home	189	366
	b) Institution	785	1740
2.3	Age of mother at the time of delivery		
	a) Less than 20 years	128	336
	b) 20 years and above	845	1769
2.4	No. of complicated Delivery cases referred to Govt./Non Govt. Hospital / Nursing Home / Maternity Homes	20	97

Contd..

Sl. No.	Services	Performance in the reporting quarter		Cumulative performance since April, 2006	
		M	F	M	F
3.	Pregnancy Outcome	M	F	M	F
3.1	No. of births				
	a) Live births	546	421	1202	885
	b) Still births	6	1	10	9
3.2	Order of birth in 3.1 (a) (live births)				
	a) 1 st	268	199	625	418
	b) 2 nd	203	169	409	326
	c) 3+	75	53	168	140
3.3	New born status of birth in 3.1 (a) (live births)				
	a) Less than 2.5 Kg.	76	53	180	126
	b) 2.5 Kg. or more	411	238	842	586
	c) Weight not recorded	59	130	130	220
3.4	High risk new born				
	a) No. Attended	4	2	9	11
	b) No. Referred	1	1	6	3
4.	Post Natal Care				
4.1	No. of women received 3 post natal check-ups	182		493	
4.2	No. of Complicated cases referred	4		14	
5.	Maternal Deaths				
5.1	During Pregnancy	-		-	
5.2	During Delivery	-		-	
5.3	Within 6 weeks of delivery	-		-	
6.	RTI/STI	M	F	M	F
6.1	Cases detected	39	72	119	95
6.2	Cases treated	22	43	47	61

Contd..

7. Immunization & Prophylaxis :

	During the quarter	Cumulative since April, 2006
No. of Sessions planned	315	642
No. of Sessions held	293	611
No. of outreach Sessions held		

		During the quarter				Cumulative since April, 2006					
		Under - 1 Yr.		Above 1 Yr.		Under - 1 Yr.			Above 1 Yr.		
		Male	Female	Male	Female	Male	Female	Total	Male	Female	Total
BCG		489	405			1108	851	1959			
DPT	DPT-1	426	378			1022	815	1837			
	DPT-2	351	309			942	744	1686			
	DPT-3	274	280			961	707	1668			
OPV	OPV-0	433	316			937	708	1645			
	OPV-1	424	379			1022	810	1832			
	OPV-2	351	661			943	1099	2042			
	OPV-3	274	282			861	709	1570			
Hepatitis B	Hep-1	1	-			1	-	1			
	Hep-2	2	-			2	-	2			
	Hep-3	3	1			3	1	4			
Measles		347	283			819	690	1509			
Fully immunized Children under 1 year	Having BCG+3 doses of OPV&DPT + Measles	345	283			771	620	1391			
VITAMIN -A	Dose - 1	373	415			868	798	1666			
Children more than 18 months	DPT Booster			262	249				742	670	1412
	OPV Booster			264	242				743	663	1406
VITAMIN -A	Dose - 2			266	263				665	596	1261
	Dose - 3			241	213				557	477	1034
	Dose - 4			171	166				435	397	832
	Dose - 5			146	87				342	266	608
Children more than 5 yrs.	DT - 1			232	209				627	517	1144
	DT - 2			35	37				82	81	163
Children more than 10 yrs.	TT - 1			141	143				256	268	526
	TT - 2			18	21				35	40	75
Children more than 16 yrs.	TT - 1			57	64				114	112	226
	TT - 2			7	12				11	19	30
No. of Children received IFA		-	-	127	107	-	-	-	2516	2054	4570
UNTOWARD REACTION											
1. Reported deaths associated with immunization		-	-	-	-	-	-	-	-	-	-
16. Number of abscesses		-	-	-	-	1	1	2	1	1	2
17. Other Complications		-	-	-	-	1	-	1	1	-	1

Contd.

Sl. No.	Services	Performance in the reporting quarter			Cumulative performance since April, 2006		
8.	Vaccine preventable diseases for under - 5 years children						
	a) Diphtheria	M	F	T	M	F	T
	i) Cases	-	-	-	1	1	2
	ii) Deaths	-	-	-	-	-	-
	b) Poliomyelitis						
	i) Cases	-	-	-	-	-	-
	ii) Deaths	-	-	-	-	-	-
	c) Neo Natal Tetanus						
	i) Cases	-	-	-	-	-	-
	ii) Deaths	-	-	-	-	-	-
	d) Tetanus other than Neo Natal						
	i) Cases	-	-	-	-	-	-
	ii) Deaths	-	-	-	-	-	-
	e) Whooping Cough						
	i) Cases	2	1	3	10	5	15
	ii) Deaths	-	-	-	-	-	-
	f) Measles						
	i) Cases	33	29	62	179	137	316
	ii) Deaths	-	-	-	-	-	-
81	Other specified communicable diseases						
	a) Malaria						
	i) Cases	39	32	71	102	65	167
	ii) Deaths	-	-	-	-	-	-
	b) Tuberculosis						
	i) Cases	19	6	25	55	19	74
	ii) Deaths	1	0	1	4	1	5
	c) Leprosy						
	i) Cases	1	1	2	25	9	34
	ii) Deaths	-	-	-	-	-	-
9.	ARI under 5 years (Pneumonia)						
	a) Cases	378	338	743	680	603	1283
	b) Treated with Co-trimoxazole	320	277	597	531	451	982
	c) Deaths	-	-	-	-	1	1
10.	Acute Diarrhoeal Diseases under 5 years						
	a) Cases	403	344	747	1381	1101	2482
	b) Treated with ORS	465	331	796	1376	1040	2416
	c) Deaths	-	-	-	-	-	-
11.	Child Deaths						
	a) under 1 week	10	4	14	25	10	35
	b) 1 week to under 1 month	1	1	2	5	2	7
	c) 1 month to under 1 year	2	2	4	6	6	12
	d) 1 year to under 5 years	1	3	4	4	7	11

Sl. No.	Services	No. of Eligible Couple already protected (as existing on last quarter)	Performance in the reporting quarter		Cumulative performance Since April, 2006 including carried over performance
			No of New Acceptors	Nos. Discontinued OR taken off for crossing Eligible age	
		(a)	(b)	(c)	(a + b - c)
12.	Contraceptive Services				
12.1	Male Sterilisation				
	a) Conventional	121	-	-	121
	b) No scalpel	-	-	-	-
12.2	Female Sterilisation				
	a) Abdominal	18953	106	72	18987
	b) Laparoscopic	360	1	-	361
12.3	Total IUD insertions	256	1	10	247
12.3.1	Cases followed up	-	16	-	58
12.3.2	Complications	-	-	-	-
12.4	No. of CC users				
	a) No. of OP users	11049	348	196	11201
	b) No. of condom users	3870	243	71	4042
12.5	Total Nos protected by all methods (12.1+12.2+12.3+12.4)	34609	699	349	34959
12.6	No. of Eligible Couples accepted sterilization		Performance in the reporting quarter		Cumulative performance Since April, 2006
12.6.1	Having 2 living children	9546		28	9574
12.6.2	Having 3 or more children	9888		07	9895
12.7	No. of CC distributed				
12.7.1	No. of OP Cycle distributed				
12.7.2	No. of Condoms distributed				
13.	Abortions				
	a) Spontaneous			6	45
	b) No. of MTPs done			4	42
	c) Deaths			-	-
14.	Deaths				
	a) Maternal Deaths (as in Sl No. 5)			0	0
	b) Child Deaths (as in Sl. No. 11)			25	66
	c) Other Death except Sl. No. 5 & 11			216	530
14.1	Total Death = 14 (a + b + c)			241	596
15.	IEC Activities	Held		Attendance	
		Topics	No. Held	Male	Female
	1. Group Discussion		205	3015	7208
	2. Deployment of Folk Media		60	429	1621
	3. Others (Specify)		2	2	18

**HONORARY HEALTH WORKER SCHEME
SERVICE PERFORMANCE REPORT**

Report during the Period : January to March, 2007

Name of the Municipality : Cooch Behar, Jangipur, Berhampur, Suri, Bolpur, Purulia, Bankura,
Bishnupur, Kalna, Krishnagar and Medinipur

No of Health Post : 11 No. of reporting Sub Health Posts : 55

POSITION AS ON 1ST APRIL, 2006

- 1) No. of Beneficiary Families : 58502 2) No. of Beneficiary Population : 286093
3) No. of Eligible Couples : 47590 4) No. of Infants (under 1 year) : 3874
5) No. of Children (1 to < 5 years) : 21739

Sl. No.	Services	Performance in the reporting quarter	Cumulative performance since April, 2006
1.	Ante Natal Care		
1.1	Ante Natal cases Registered		
	(a) New - (i) Before 12 weeks	241	1245
	- (ii) After 12 weeks	672	2337
	(b) Old		
1.2	No. of Pregnant women who had 3 check-ups	485	1935
1.3	Total No. of high risk pregnant women		
	a) Attended	102	376
	b) Referred	19	384
1.4	No. of TT doses		
	a) TT1	705	2424
	b) TT2	582	2152
	c) Booster	36	134
1.5	No. of pregnant women under treatment for Anaemia		
1.6	No. of pregnant women given prophylaxis for Anaemia	986	3488
2.	Natal Care		
2.1	Total No. of deliveries conducted		
	a) Normal	676	2503
	b) Forceps	7	34
	c) Caesar	108	360
2.2	Place of delivery		
	a) Home	112	478
	b) Institution	679	2419
2.3	Age of mother at the time of delivery		
	a) Less than 20 years	99	435
	b) 20 years and above	692	2461
2.4	No. of complicated Delivery cases referred to Govt./Non Govt. Hospital / Nursing Home / Maternity Homes	18	115

Contd..

SUDA

● **STATE URBAN DEVELOPMENT AGENCY**

HEALTH WING

"ILGUS BHAVAN"

**H-C BLOCK, SECTOR-III, BIDHANNAGAR, CALCUTTA-700 091
West Bengal**

SUDA-Health/DFID/06/109

Ref No.

Date **02.02.2007**

**From : Dr. Shibani Goswami
Project Officer
Health Wing, SUDA**

o/c

**To : Shri A.K. Das, IAS
Project Director, HSDI &
Special Secretary to the Govt. of West Bengal
Health & Family Welfare Dept.**


**Sub : Utilisation Certificate (U.C.) for the 3rd Qtr. of FY 2006-2007 in connection
with DFID assisted Honorary Health Worker Scheme.**

Sir,

The above mentioned U.C. is enclosed for your kind perusal and further necessary action please.

Yours faithfully,

Encl. : As stated.



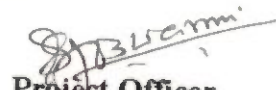
Project Officer

02.02.2007

SUDA-Health/DFID/06/109/1(1)

CC

Shri Ajoy Bhattacharjee, Jt. Secretary, HSDI, Health & Family Welfare Dept.



Project Officer

02.02.2007

SUDA-Health/DFID/06/109/2(1)

CC

Director, SUDA - for favour of kind information please.



Project Officer

STATE URBAN DEVELOPMENT AGENCY
FORM OF UTILISATION CERTIFICATE
OF THE THIRD QUARTER OF FY 2006 - 2007
FOR THE FUND RECEIVED IN THE YEAR 2005 - 2006
FOR IMPLEMENTATION OF
DFID ASSISTED HONORARY HEALTH WORKER SCHEME
IN 11 MUNICIPALITIES

Sl. No.	Date	Cheque No.	Amount (In. Rs.)
		NIL	


Certified that balance amount of Rs. 66,84,944/- remaining unutilised at the end of the 2nd quarter of FY 2006-07 has been carried forward to the account of 3rd quarter of the FY 2006-07 to meet the expenditure for the ongoing programme, a sum of Rs. 33,03,618/- has been utilised during 3rd quarter of FY 2006-07 for the purpose it was sanctioned and the balance amount of Rs. 33,81,326/- remaining unutilised at the end of the 3rd quarter has been carried forward to the account of 4th quarter of FY 2006-07.

2. Certified that I have satisfied myself that the conditions on which the grant-in-aid was sanctioned has been duly fulfilled / are being fulfilled and that I have exercised the following checks to see that the money was actually utilised for the purpose for which it was sanctioned.

Kinds of checks exercised.

1. Books of Accounts.
2. Original Bill, Receipts & Vouchers.
3. Bank Statement.
4. Physical Progress.

Signature with date



Designation

Official Seal

D. S. GOSWAMI
Project Officer.
Health Wing
S. U. D. A.

STATE URBAN DEVELOPMENT AGENCY**HEALTH WING
"ILGUS BHAVAN"****H-C BLOCK, SECTOR-III, BIDHANNAGAR, CALCUTTA-700 091
West Bengal**Ref No. **SUDA-Health/DFID/06/108**Date **02.02.2007****From : Dr. Shibani Goswami
Project Officer
Health Wing, SUDA****To : Shri A.K. Das, IAS
Project Director, HSDI &
Special Secretary to the Govt. of West Bengal
Health & Family Welfare Dept.****Sub : Statement of Expenditure in connection with DFID assisted Honorary
Health Worker Scheme during the period - October to December, 2006.**

Sir,

The Statement of Expenditure during the period - October to December, 2006 is furnished below :

A. Statement of Expenditure :

Sl. No.	Item of Expenditure	Expenditure (Amount in Rs.)
	Non-Recurring	
1.	Equipment	11,350.00
2.	Furniture	36,630.00
3.	Construction	
	a) Sub-Centre	
	b) OPD	
4.	I.E.C. Aids & Materials	500.00
5.	Renovation works	1,00,382.00
6.	Documentation	
7.	Printing of HMIS forms	25,985.00
8.	NGO Involvement	
	TOTAL	1,74,847.00

Contd. to P-2.

Sl. No.	Item of Expenditure	Expenditure (Amount in Rs.)
	Recurring	
9.	Honorarium	11,09,449.00
10.	Salaries	10,27,335.00
11.	Rent	26,625.00
12.	Training	92,293.00
13.	Drug	4,79,404.00
14.	I.E.C.	39,057.00
15.	Operating Cost	3,54,608.00
	TOTAL	31,28,771.00
	GRAND TOTAL	33,03,618.00

B. Release of fund vis-a-vis. SOE submitted :

(Amount in Rs.)

Fund received from HSDI, DHFW	SOE sent upto September, 2006	SOE during the month of October to December, 2006	Total SOE	Balance
166,29,000.00	99,44,056.00	33,03,618.00	132,47,674.00	33,81,326.00

This is for favour of your kind information.

Yours faithfully,

[Signature]
Project Officer

02.02.2007

SUDA-Health/DFID/06/108/1(1)

CC

Shri Ajoy Bhattacharjee, Jt. Secretary, HSDI, Health & Family Welfare Dept.

[Signature]
Project Officer

02.02.2007

SUDA-Health/DFID/06/108/2(1)

CC

Director, SUDA - for favour of kind information please.

[Signature]
Project Officer

STATE URBAN DEVELOPMENT AGENCY**HEALTH WING****"ILGUS BHAVAN"****H-C BLOCK, SECTOR-III, BIDHANNAGAR, CALCUTTA-700 091
West Bengal**Ref No. **SUDA-Health/DFID/06/76**Date **26.10.2006****From : Dr. Shibani Goswami
Project Officer
Health Wing, SUDA****To : Shri H.K. Dwivedi, IAS
Project Director, HSDI &
e.o. Special Secretary
Health & Family Welfare Dept.
Govt. of West Bengal.****Sub : Statement of Expenditure in connection with DFID assisted Honorary
Health Worker Scheme during the period - July to September, 2006.**

Sir,

The Statement of Expenditure during the period - July to September, 2006 is furnished below :

A. Statement of Expenditure :

Sl. No.	Item of Expenditure	Expenditure (Amount in Rs.)
Non-Recurring		
1.	Equipment	99,300.00
2.	Furniture	65,175.00
3.	Construction	
	a) Sub-Centre	
	b) OPD	
4.	I.E.C. Aids & Materials	350.00
5.	Renovation works	1,50,460.00
6.	Documentation	
7.	Printing of HMIS forms	1,30,001.00
8.	NGO Involvement	
	TOTAL	4,45,286.00

Contd. to P-2.

Sl. No.	Item of Expenditure	Expenditure (Amount in Rs.)
Recurring		
9.	Honorarium	12,73,503.00
10.	Salaries	11,43,006.00
11.	Rent	28,129.00
12.	Training	1,89,046.00
13.	Drug	4,38,422.00
14.	I.E.C.	36,682.00
15.	Operating Cost	4,38,202.00
TOTAL		35,46,990.00
GRAND TOTAL		39,92,276.00

B. Release of fund vis-a-vis. SOE submitted :

(Amount in Rs.)

Fund received from HSDI, DHFW	SOE sent upto June, 2006	SOE during the month of July to August, 2006	Total SOE	Balance
166,29,000.00	59,51,780.00	39,92,276.00	99,44,056.00	66,84,944.00

This is for favour of your kind information.

Yours faithfully,

[Signature]
Project Officer

26.10.2006

SUDA-Health/DFID/06/76/1(1)

CC

Shri Ajoy Bhattacharjee, Jt. Secretary, HSDI, Health & Family Welfare Dept.

[Signature]
Project Officer

26.10.2006

SUDA-Health/DFID/06/76/2(1)

CC

Director, SUDA - for favour of kind information please.

[Signature]
Project Officer

SUDA

STATE URBAN DEVELOPMENT AGENCY

HEALTH WING

"ILGUS BHAVAN"

**H-C BLOCK, SECTOR-III, BIDHANNAGAR, CALCUTTA-700 091
West Bengal**

Ref No. ...**SUDA-Health/DFID/06/78**

Date**26.10.2006**

**From : Dr. Shibani Goswami
Project Officer
Health Wing, SUDA**

**To : Shri H.K. Dwivedi, IAS
Project Director, HSDI &
e.o. Special Secretary
Health & Family Welfare Dept.
Govt. of West Bengal.**

**Sub : Performance Report of DFID assisted Honorary Health Worker Scheme
during the period July to September, 2006.**

Sir,

The above mentioned Consolidated Performance Report of 11 Municipalities under DFID assisted HHW Scheme is enclosed for your kind perusal.

Yours faithfully,


Project Officer

26.10.2006

SUDA-Health/DFID/06/78/1(1)

CC

Shri Ajoy Bhattacharjee, Jt. Secretary, HSDI, Health & Family Welfare Dept.



Project Officer

26.10.2006

SUDA-Health/DFID/06/78/2(1)

CC

Director, SUDA - for favour of kind information please.


Project Officer

**HONORARY HEALTH WORKER SCHEME
SERVICE PERFORMANCE REPORT**

Report during the Period July to September, 2006

Name of the Municipality : Cooch Behar, Jangipur, Berhampur, Suri, Bolpur, Purulia, Bankura
Bishnupur, Kalna, Krishnagar and Medinipur.

No of Health Post : 11

No. of reporting Sub-Health Posts : 55

POSITION AS ON 1ST APRIL, 2006

- 1) No. of Beneficiary Families : 58502 2) No. of Beneficiary Population : 286093
3) No. of Eligible Couples : 47590 4) No. of Infants (under 1 year) : 3874
5) No. of Children (1 to < 5 years) : 21739

Sl. No.	Services	Performance in the reporting period : July to Sept., 06	Cumulative performance since April, 2006
1.	Ante Natal Care		
1.1	Ante Natal cases Registered		
	(a) New - (i) Before 12 weeks	371	763
	- (ii) After 12 weeks	515	1041
	(b) Old		
1.2	No. of Pregnant women who had 3 check-ups	583	992
1.3	Total No. of high risk pregnant women		
	a) Attended	96	212
	b) Referred	42	73
1.4	No. of TT doses		
	a) TT1	642	1199
	b) TT2	567	1043
	c) Booster	28	68
1.5	No. of pregnant women under treatment for Anaemia		
1.6	No. of pregnant women given prophylaxis for Anaemia	721	1582
2.	Natal Care		
2.1	Total No. of deliveries conducted		
	a) Normal	479	973
	b) Forceps	5	13
	c) Caesar	68	146
2.2	Place of delivery		
	a) Home	78	177
	b) Institution	474	955
2.3	Age of mother at the time of delivery		
	a) Less than 20 years	97	208
	b) 20 years and above	455	924
2.4	No. of complicated Delivery cases referred to Govt./Non Govt. Hospital / Nursing Home / Maternity Homes	31	77

Contd. to P-2.

SL No.	Services	Performance in the reporting period : July to Sept., 06		Cumulative performance since April, 2006	
		M	F	M	F
3.	Pregnancy Outcome				
3.1	No. of births				
	a) Live births	319	233	656	464
	b) Still births	-	-	4	8
3.2	Order of birth in 3.1 (a) (live births)				
	a) 1 st	175	119	357	220
	b) 2 nd	101	76	206	157
	c) 3+	43	38	93	87
3.3	New born status of birth in 3.1 (a) (live births)				
	a) Less than 2.5 Kg.	43	31	104	73
	b) 2.5 Kg. or more	250	185	481	348
	c) Weight not recorded	26	17	71	43
3.4	High risk new born				
	a) No. Attended	2	3	5	9
	b) No. Referred	1	2	5	2
4.	Post Natal Care				
4.1	No. of women received 3 post natal check-ups	197		311	
4.2	No. of Complicated cases referred	6		10	
5.	Maternal Deaths				
5.1	During Pregnancy	-		-	
5.2	During Delivery	-		-	
5.3	Within 6 weeks of delivery	-		-	
6.	RTI/STI	M	F	M	F
6.1	Cases detected	11	23	80	130
6.2	Cases treated	9	18	25	94

Contd. to P-3.

7. Immunization & Prophylaxis :

- 3 -

	Performance in the reporting period : July to Sept., 06	Cumulative performance since April, 2006
No. of Sessions planned	162	327
No. of Sessions held	158	318
No. of outreach Sessions held		

		Performance in the reporting period : July to Sept., 06				Cumulative performance since April, 2006					
		Under - 1 Yr.		Above 1 Yr.		Under - 1 Yr.			Above 1 Yr.		
		Male	Female	Male	Female	Male	Female	Total	Male	Female	Total
BCG		316	211			619	446	1065			
DPT	DPT-1	285	188			596	437	1033			
	DPT-2	281	185			591	435	1026			
	DPT-3	252	163			587	427	1014			
OPV	OPV-0	215	173			504	392	896			
	OPV-1	285	188			598	431	1029			
	OPV-2	278	181			592	438	1030			
	OPV-3	252	163			587	427	1014			
Hepatitis B	Hep-1	-	-			-	-	-			
	Hep-2	-	-			-	-	-			
	Hep-3	-	-			-	-	-			
Measles		205	182			472	407	879			
Fully immunized Children under 1 year	Having BCG+3 doses of OPV&DPT + Measles	159	112			426	337	763			
VITAMIN -A	Dose - 1	193	160			495	383	878			
Children more than 18 months	DPT Booster			216	197				480	421	901
	OPV Booster			216	197				479	421	900
VITAMIN -A	Dose - 2			156	130				399	333	732
	Dose - 3			141	121				316	264	580
	Dose - 4			128	116				264	231	495
	Dose - 5			108	99				196	179	375
Children more than 5 yrs.	DT - 1			173	132				395	308	703
	DT - 2			18	12				47	44	91
Children more than 10 yrs.	TT - 1			22	33				117	125	242
	TT - 2			8	9				17	19	36
Children more than 16 yrs.	TT - 1			16	21				57	48	105
	TT - 2			2	4				4	7	11
No. of Children received IFA		-	-	1132	915				2389	1947	4336
UNTOWARD REACTION											
1. Reported deaths associated with immunization		-	-	-	-	-	-	-	-	-	-
2. Number of abscesses		-	-	-	-	-	-	-	-	-	-
3. Other Complications		-	-	-	-	-	-	-	-	-	-

Contd. to P-4.

Sl. No.	Services	Performance in the reporting period : July to Sept., 06			Cumulative performance since April, 2006		
8.	Vaccine preventable diseases for under - 5 years children						
	a) Diptheria	M	F	T	M	F	T
	i) Cases	1	1	2	1	1	2
	ii) Deaths	-	-	-	-	-	-
	b) Poliomyelitis						
	i) Cases	-	-	-	-	-	-
	ii) Deaths	-	-	-	-	-	-
	c) Neo Natal Tetanus						
	i) Cases	-	-	-	-	-	-
	ii) Deaths	-	-	-	-	-	-
	d) Tetanus other than Neo Natal						
	i) Cases						
	ii) Deaths						
	e) Whooping Cough						
	i) Cases	2	-	2	8	4	12
	ii) Deaths	-	-	-	-	-	-
	f) Measles						
	i) Cases	24	22	46	146	108	254
	ii) Deaths	-	-	-	-	-	-
8.1	Other specified communicable diseases						
	a) Malaria						
	i) Cases	20	12	32	63	33	96
	ii) Deaths	-	-	-	-	-	-
	b) Tuberculosis						
	i) Cases	15	4	19	36	13	49
	ii) Deaths	2	-	2	3	1	4
	c) Leprosy						
	i) Cases	4	2	6	24	8	32
	ii) Deaths	-	-	-	-	-	-
9.	ARI under 5 years (Pneumonia)						
	a)Cases	149	144	293	302	265	567
	b)Treated with Co-trimoxazole	98	93	191	211	174	385
	c)Deaths	-	1	1	-	1	1
10.	Acute Diarrhoeal Diseases under 5 years						
	a)Cases	272	218	490	978	757	1735
	b)Treated with ORS	239	198	437	911	709	1620
	c)Deaths	-	-	-	-	-	-
11.	Child Deaths						
	a) under 1 week	12	4	16	15	6	21
	b)1 week to under 1 month	1	-	1	4	1	5
	c)1 month to under 1 year	3	1	4	4	4	8
	d)1 year to under 5 years	1	1	2	3	4	7

Sl. No.	Services	No. of Eligible Couple already protected (as existing on preceding year) / subsequent cumulative quarterly total	Performance in the reporting period : July to Sept., 2006		Cumulative performance Since April, 2006 including carried over performance
			No of New Acceptors	Nos. Discontinued OR taken off for crossing Eligible age	
		(a)	(b)	(c)	(a + b - c)
12.	Contraceptive Services				
12.1	Male Sterilisation				
	a) Conventional	137	2	18	121
	b) No scalpel	-	-	-	-
12.2	Female Sterilisation				
	a) Abdominal	19053	82	182	18953
	b) Laparoscopic	353	7	-	360
12.3	Total IUD insertions	263	1	8	256
12.3.1	Cases followed up	-	42	-	-
12.3.2	Complications	-	-	-	-
12.4	No. of CC users				
	a) No. of OP users	10876	482	309	11049
	b) No. of condom users	3666	301	97	3870
12.5	Total Nos protected by all methods (12.1+12.2+12.3+12.4)	34348	875	614	34609
12.6	No. of Eligible Couples accepted sterilization		Performance in the reporting period : July to Sept., 06		Cumulative performance since April, 2006
12.6.1	Having upto 2 living children	9555	-	-	9546
12.6.2	Having 3 or more children	9988	-	-	9888
12.7	No. of CC distributed				
12.7.1	No. of OP Cycle distributed				
12.7.2	No. of Condoms distributed				
13.	Abortions				
	a) Spontaneous		17	-	33
	b) No. of MTPs done		36	-	58
	c) Deaths		-	-	-
14.	Deaths				
	a) Maternal Deaths (as in Sl No. 5)		-	-	-
	b) Child Deaths (as in Sl. No. 11)		23	-	41
	c) Other Death except Sl. No. 5 & 11		167	-	314
14.1	Total Death = 14 (a + b + c)		190	-	355
15.	IEC Activities	Held		Attendance	
		Topics	No. Held	Male	Female
	1. Group Discussion	HIV / AIDS, ANC / PNC Check up, Immunisation	48	91	1095
	2. Deployment of Folk Media	-	-	-	-
	3. Others (Specify)	-	-	-	-

Date :

Signature of Project Officer, Health, SUDA

STATE URBAN DEVELOPMENT AGENCY

HEALTH WING

"ILGUS BHAVAN"

H-C BLOCK, SECTOR-III, BIDHANNAGAR, CALCUTTA-700 091
West Bengal

Ref No. -----SUDA-Health/DFID/06/58

Date -12.08.2006

From : Dr. Shibani Goswami
Project Officer
Health Wing, SUDA

o/c

To : Shri H.K. Dwivedi, IAS
Project Director, HSDI &
e.o. Special Secretary
Health & Family Welfare Dept.
Govt. of West Bengal.Sub : Statement of Expenditure in connection with DFID assisted Honorary
Health Worker Scheme during the period - April to June, 2006.

Sir,

The Statement of Expenditure during the period - April to June, 2006 is furnished below :

A. Statement of Expenditure :

Sl. No.	Item of Expenditure	Expenditure (Amount in Rs.)
	Non-Recurring	
1.	Equipment	523.00
2.	Furniture	15,821.00
3.	Construction	
	a) Sub-Centre	
	b) OPD	
4.	I.E.C. Aids & Materials	2,848.00
5.	Renovation works	
6.	Documentation	
7.	Printing of HMIS forms	10,700.00
8.	NGO Involvement	
	TOTAL	29,892.00

Contd. to P-2.

Sl. No.	Item of Expenditure	Expenditure (Amount in Rs.)
Recurring		
9.	Honorarium	4,72,935.00
10.	Salaries	4,55,839.00
11.	Rent	11,650.00
12.	Training	23,375.00
13.	Drug	1,10,791.00
14.	LEC.	780.00
15.	Operating Cost	2,54,677.00
TOTAL		13,30,047.00
GRAND TOTAL		13,59,939.00


B. Release of fund vis-a-vis. SOE submitted :

(Amount in Rs.)

Fund received from HSDI, DHFW	SOE sent upto March, 2006	SOE during the month of April to June, 2006	Total SOE	Balance
166,29,000.00	45,91,841.00	13,59,939.00	59,51,780.00	106,77,220.00

This is for favour of your kind information.

Yours faithfully,



Project Officer

12.08.2006

SUDA-Health/DFID/06/58/1(1)

CC

Shri Ajoy Bhattacharjee, Jt. Secretary, HSDI, Health & Family Welfare Dept.



Project Officer

12.08.2006

SUDA-Health/DFID/06/58/2(1)

CC

Director, SUDA - for favour of kind information please.


Project Officer

July, 2006	1	2	3(a)	3(b)	4	5	6	7	8	9	10	11	12	13	14	15	16	Total	
SUDA								116220.00			23697.00			2099.00			51080.00	193076.00	
Cumulative SUDA	0.00	0.00	0.00	0.00	0.00	0.00	0.00	116220.00	0.00	0.00	116764.00	0.00	14911.00	0.00	0.00	0.00	167719.00	0.00	436634.00
ULBs																			
Krishnagar	99300.00	16550.00								77480.00	38700.00	1875.00	8248.00				5575.00	131676.00	
Medinipur										85243.00	47943.00						349.00	248396.00	
Cooch Behar										55140.00	58050.00		7433.00				2172.00	122796.00	
Bankura										34726.00	18420.00	3200.00	7592.00	14450.00			7072.00	86460.00	
Bolpur								260.00		17980.00	24000.00	8122.00			290.00		517.00	61169.00	
Kahe										38920.00	54700.00		6336.00	100.00	2390.00		7754.00	110100.00	
Bishnupur		4250.00			4423.00					86650.00	137975.00		14987.00				28350.00	276846.00	
Jangipur								1600.00		23053.00	27350.00	2000.00	4050.00				7339.00	66392.00	
Berhampur								7900.00		46160.00	27160.00	2400.00	2400.00				11119.00	94739.00	
Purulia										58082.00	32000.00	2000.00	13451.00				868.00	139164.00	
Suri										54780.00	36000.00		5640.00				82933.00	106039.00	
Month Total ULB	99300.00	20900.00	0.00	0.00	4423.00	0.00	0.00	9780.00	0.00	67804.00	602298.00	17197.00	70147.00	14680.00	3869.00	111209.00	0.00	0.00	1431786.00
Cumulative ULB	99300.00	36821.00	0.00	0.00	2849.00	0.00	0.00	20460.00	0.00	1051029.00	662660.00	28947.00	80710.00	126341.00	4739.00	229277.00	0.00	0.00	2649137.00
Month Total	99300.00	20900.00	0.00	0.00	4423.00	0.00	0.00	128000.00	0.00	67804.00	602298.00	17197.00	70147.00	14680.00	3869.00	111209.00	0.00	0.00	1624632.00
Cum. Month Total	99323.00	36921.00	0.00	0.00	2849.00	0.00	0.00	136700.00	0.00	1051029.00	661694.00	28947.00	80621.00	126341.00	4739.00	229277.00	0.00	0.00	2864771.00

August, 2006	1	2	3(a)	3(b)	4	5	6	7	8	9	10	11	12	13	14	15	Total		
SUDA											33641.00		617.00				33469.00	67727.00	
Cumulative SUDA	0.00	0.00	0.00	0.00	0.00	0.00	0.00	116220.00	0.00	0.00	160426.00	0.00	16628.00	0.00	0.00	0.00	221198.00	0.00	603391.00
ULBs																			
Krishnagar										42483.00	19350.00	450.00					26189.00	217632.00	
Medinipur										18380.00	19350.00		3258.00				2318.00	43308.00	
Cooch Behar								1831.00		34520.00	18420.00	1907.00	3520.00	19500.00			8153.00	132026.00	
Bankura										17980.00	24000.00				364.00		1494.00	44169.00	
Bolpur										19410.00	27350.00		2895.00				5107.00	64762.00	
Kahe										20110.00	33300.00		5290.00	2500.00			1210.00	67608.00	
Bishnupur										21880.00	27350.00		5290.00	2500.00			4454.00	61414.00	
Jangipur								490.00		44580.00	27160.00	2500.00	14618.00	86985.00			8916.00	160727.00	
Berhampur								1880.00		72526.00	32000.00	2500.00	9093.00				139772.00		
Purulia										17760.00	12000.00		2670.00				1050.00	36769.00	
Suri										30666.00	240260.00	4987.00	42769.00	118796.00	8296.00	71067.00	0.00	876284.00	
Month Total ULB	0.00	44375.00	0.00	0.00	360.00	131010.00	0.00	4001.00	0.00	30666.00	240260.00	4987.00	42769.00	118796.00	8296.00	71067.00	0.00	0.00	3626421.00
Cumulative ULB	99323.00	80996.00	0.00	0.00	3196.00	135433.00	0.00	24461.00	0.00	136059.00	1106330.00	33704.00	123469.00	244077.00	14024.00	303289.00	0.00	0.00	
Month Total	0.00	44375.00	0.00	0.00	360.00	131010.00	0.00	4001.00	0.00	30666.00	273621.00	4687.00	43769.00	118796.00	8296.00	104630.00	0.00	0.00	
Cum. Month Total	99323.00	80996.00	0.00	0.00	3196.00	135433.00	0.00	140701.00	0.00	136059.00	1266786.00	33704.00	138997.00	244077.00	14024.00	402871.00	0.00	0.00	

September, 2006	1	2	3(a)	3(b)	4	5	6	7	8	9	10	11	12	13	14	15	16	Total	
SUDA											53130.00		9924.00				39457.00	101611.00	
Cumulative SUDA	0.00	0.00	0.00	0.00	0.00	0.00	0.00	116220.00	0.00	0.00	203556.00	0.00	25462.00	0.00	0.00	0.00	269646.00	0.00	604672.00
ULBs																			
Krishnagar										87280.00	39700.00	1875.00	18645.00	9896.00	10896.00		64046.00	246785.00	
Medinipur										38710.00	38700.00		4979.00				8787.00	0.00	
Cooch Behar										69040.00	36840.00	1200.00	9841.00	16248.00			24523.00	92176.00	
Bankura										38920.00	54700.00		3049.00	22336.00			7931.00	167882.00	
Bolpur										43760.00	54700.00	3000.00	12449.00	213018.00			13320.00	0.00	
Kahe										89370.00	54320.00		9374.00	43637.00			10495.00	340248.00	
Bishnupur										17960.00	12000.00		5183.00				885.00	207196.00	
Jangipur										389940.00	269960.00	6076.00	63600.00	306136.00			3244.00	0.00	
Berhampur										1748436.00	1395290.00	39779.00	166969.00	649213.00			433034.00	1221922.00	
Purulia										386940.00	343090.00	6076.00	73424.00	306136.00			171403.00	0.00	
Suri										1273633.00	1143008.00	26129.00	189046.00	438422.00			436202.00	0.00	
Month Total ULB	0.00	0.00	0.00	0.00	0.00	16027.00	0.00	0.00	0.00	389940.00	269960.00	6076.00	63600.00	306136.00			3244.00	0.00	
Cumulative ULB	99323.00	80996.00	0.00	0.00	3196.00	160460.00	0.00	24461.00	0.00	1748436.00	1395290.00	39779.00	166969.00	649213.00			433034.00	0.00	
Month Total	99323.00	80996.00	0.00	0.00	3196.00	160460.00	0.00	140701.00	0.00	1748436.00	1395290.00	39779.00	212424.00	649213.00			171403.00	0.00	
Cum. Month Total	99323.00	80996.00	0.00	0.00	3196.00	150460.00	0.00	130001.00	0.00	1273633.00	1143008.00	26129.00	189046.00	438422.00			436202.00	0.00	
Quarterly	99323.00	80996.00	0.00	0.00	3196.00	150460.00	0.00	140701.00	0.00	1748436.00	1395290.00	39779.00	212424.00	649213.00			171403.00	0.00	
Cumulative Quarterly	99323.00	80996.00	0.00	0.00	3196.00	150460.00	0.00	140701.00	0.00	1748436.00	1395290.00	39779.00	212424.00	649213.00			171403.00	0.00	

SUDA

STATE URBAN DEVELOPMENT AGENCY

HEALTH WING

"ILGUS BHAVAN"

H-C BLOCK, SECTOR-III, BIDHANNAGAR, CALCUTTA-700 091
West Bengal

Ref No.SUDA-Health/DFID/06/77

Date26.10.2006

From : Dr. Shibani Goswami
Project Officer
Health Wing, SUDA

o/c

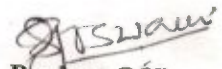
To : Shri H.K. Dwivedi, IAS
Project Director, HSDI &
e.o. Special Secretary
Health & Family Welfare Dept.
Govt. of West Bengal.

Sub : Utilisation Certificate (U.C.) for the 2nd Qtr. of FY 2006-2007 in connection
with DFID assisted Honorary Health Worker Scheme.

Sir,

The above mentioned U.C. is enclosed for your kind perusal and further necessary action please.

Yours faithfully,


Project Officer

26.10.2006

SUDA-Health/DFID/06/77/1(1)

CC

Shri Ajoy Bhattacharjee, Jt. Secretary, HSDI, Health & Family Welfare Dept.


Project Officer

26.10.2006

SUDA-Health/DFID/06/77/2(1)

CC

Director, SUDA - for favour of kind information please.


Project Officer

STATE URBAN DEVELOPMENT AGENCY
 FORM OF UTILISATION CERTIFICATE
 OF THE SECOND QUARTER OF FY 2006 - 2007
 FOR THE FUND RECEIVED IN THE YEAR 2005 - 2006
 FOR IMPLEMENTATION OF
 DFID ASSISTED HONORARY HEALTH WORKER SCHEME
 IN 11 MUNICIPALITIES

Sl. No.	Date	Cheque No.	Amount (In. Rs.)
		NIL	

Certified that balance amount of Rs. 106,77,220/- remaining unutilised at the end of the 1st quarter of FY 2006-07 has been carried forward to the account of 2nd quarter of the FY 2006-07 to meet the expenditure for the ongoing programme, a sum of Rs. 39,92,276/- has been utilised during 2nd quarter of FY 2006-07 for the purpose it was sanctioned and the balance amount of Rs. 66,84,944/- remaining unutilised at the end of the 2nd quarter has been carried forward to the account of 3rd quarter of FY 2006-07.

2. Certified that I have satisfied myself that the conditions on which the grant-in-aid was sanctioned has been duly fulfilled / are being fulfilled and that I have exercised the following checks to see that the money was actually utilised for the purpose for which it was sanctioned.

Kinds of checks exercised.

1. Books of Accounts.
2. Original Bill, Receipts & Vouchers.
3. Bank Statement.
4. Physical Progress.

Signature with date

[Handwritten Signature]
26.10.06

Designation

DR. B. GOSWAMI
Project Officer,
Health Wing
S. U. D. A.

Official Seal

SUDA

STATE URBAN DEVELOPMENT AGENCY

HEALTH WING

"ILGUS BHAVAN"

H-C BLOCK, SECTOR-III, BIDHANNAGAR, CALCUTTA-700 091
West Bengal

SUDA-Health/DFID/06/59

12.08.2006

Ref No. _____

Date _____

From : Dr. Shibani Goswami
Project Officer
Health Wing, SUDA

O/C


To : Shri H.K. Dwivedi, IAS
Project Director, HSDI &
e.o. Special Secretary
Health & Family Welfare Dept.
Govt. of West Bengal.

Sub : Utilisation Certificate (U.C.) for the 1st Qtr. of FY 2006-2007 in connection
with DFID assisted Honorary Health Worker Scheme.

Sir,

The above mentioned U.C. is enclosed for your kind perusal and further necessary action please.

Yours faithfully,

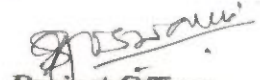

Project Officer

12.08.2006

SUDA-Health/DFID/06/59/(1)

CC

Shri Ajoy Bhattacharjee, Jt. Secretary, HSDI, Health & Family Welfare Dept.



Project Officer

12.08.2006

SUDA-Health/DFID/06/59/(2)

CC

Director, SUDA - for favour of kind information please.


Project Officer

**STATE URBAN DEVELOPMENT AGENCY
FORM OF UTILISATION CERTIFICATE
OF THE FIRST QUARTER OF FY 2006-2007
FOR THE FUND RECEIVED IN THE YEAR 2005-2006
FOR IMPLEMENTATION OF
DFID ASSISTED HONORARY HEALTH WORKER SCHEME
IN 11 MUNICIPALITIES**

Sl. No.	Date	Cheque No.	Amount (In. Rs.)
		NIL	

Certified that balance amount of Rs. 120,37,159/- remaining unutilised at the end of FY 2005-06 has been carried forward to the account of the year 2006-07 to meet the expenditure for the ongoing programme, a sum of Rs. 13,59,939/- has been utilised during 1st quarter of FY 2006-07 for the purpose it was sanctioned and the balance amount of Rs. 106,77,220/- remaining unutilised at the end of the first quarter has been carried forward to the account of 2nd quarter of FY 2006-07.

2. Certified that I have satisfied myself that the conditions on which the grant-in-aid was sanctioned has been duly fulfilled / are being fulfilled and that I have exercised the following checks to see that the money was actually utilised for the purpose for which it was sanctioned.

Kinds of checks exercised.

1. Books of Accounts.
2. Original Bill, Receipts & Vouchers.
3. Bank Statement.
4. Physical Progress.

Signature with date _____

[Handwritten Signature]

Designation

Official Seal

D. S. GOSWAMI
Project Officer
Health Wing
S. U. D. A.

SUDA

STATE URBAN DEVELOPMENT AGENCY

HEALTH WING

"ILGUS BHAVAN"

H-C BLOCK, SECTOR-III, BIDHANNAGAR, CALCUTTA-700 091
West Bengal

Ref No. SUDA-Health/DFID/06/64

Date 18.08.2006

From : Dr. Shibani Goswami
Project Officer
Health Wing, SUDA

o/c


To : Shri H.K. Dwivedi, IAS
Project Director, HSDI &
e.o. Special Secretary
Health & Family Welfare Dept.
Govt. of West Bengal.

Sub : Performance Report of DFID assisted Honorary Health Worker Scheme
during the period April to June, 2006.

Sir,

The above mentioned Consolidated Performance Report of 11 Municipalities under DFID assisted HHW Scheme is enclosed for your kind perusal.

Yours faithfully,



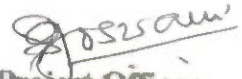
Project Officer

18.08.2006

SUDA-Health/DFID/06/64/1(1)

CC

Shri Ajoy Bhattacharjee, Jt. Secretary, HSDI, Health & Family Welfare Dept.




Project Officer

18.08.2006

SUDA-Health/DFID/06/64/2(1)

CC

Director, SUDA - for favour of kind information please.



Project Officer

**HONORARY HEALTH WORKER SCHEME
SERVICE PERFORMANCE REPORT**

Report during the Period April to June, 2006

Name of the Municipality : Cooch Behar, Jangipur, Berhampur, Suri, Bolpur, Purulia Bankura
Bishnupur, Kalna, Krishnagar and Medinipur.

No of Health Post : 11

No. of reporting Sub-Health Posts : 55

POSITION AS ON 1ST APRIL, 2006

- | | |
|---------------------------------------------|-------------------------------------------|
| 1) No. of Beneficiary Families : 58502 | 2) No. of Beneficiary Population : 286093 |
| 3) No. of Eligible Couples : 47590 | 4) No. of Infants (under 1 year) : 3874 |
| 5) No. of Children (1 to < 5 years) : 21739 | |

Sl No.	Services	Performance in the reporting period : April to June, 2006
1.	Ante Natal Care	
1.1	Ante Natal cases Registered	
	(a) New - (i) Before 12 weeks	392
	- (ii) After 12 weeks	526
	(b) Old	
1.2	No. of Pregnant women who had 3 check-ups	409
1.3	Total No. of high risk pregnant women	
	a) Attended	116
	b) Referred	31
1.4	No. of TT doses	
	a) TT1	557
	b) TT2	476
	c) Booster	40
1.5	No. of pregnant women under treatment for Anaemia	
1.6	No. of pregnant women given prophylaxis for Anaemia	781
2.	Natal Care	
2.1	Total No. of deliveries conducted	
	a) Normal	494
	b) Forceps	8
	c) Caesar	78
2.2	Place of delivery	
	a) Home	99
	b) Institution	481
2.3	Age of mother at the time of delivery	
	a) Less than 20 years	111
	b) 20 years and above	469
2.4	No. of complicated Delivery cases referred to Govt/Non Govt. Hospital / Nursing Home / Maternity Homes	46

Contd..

Sl. No.	Services	Performance in the reporting period : April to June, 2006	
		M	F
3.	Pregnancy Outcome		
3.1	No. of births		
	a) Live births	337	243
	b) Still births	5	8
3.2	Order of birth in 3.1 (a) (live births)		
	a) 1 st	181	114
	b) 2 nd	105	81
	c) 3+	50	49
3.3	New born status of birth in 3.1 (a) (live births)		
	a) Less than 2.5 Kg.	61	42
	b) 2.5 Kg. or more	226	180
	c) Weight not recorded	45	26
3.4	High risk new born		
	a) No. Attended	3	6
	b) No. Referred	4	-
4.	Post Natal Care		
4.1	No. of women received 3 post natal check-ups	114	
4.2	No. of Complicated cases referred	4	
5.	Maternal Deaths		
5.1	During Pregnancy	-	
5.2	During Delivery	-	
5.3	Within 6 weeks of delivery	-	
6.	RTI/STI	M	F
6.1	Cases detected	69	107
6.2	Cases treated	16	76

Contd.

7. Immunization & Prophylaxis :

	Performance in the reporting period : April to June, 2006
No. of Sessions planned	165
No. of Sessions held	160
No. of outreach Sessions held	

		Performance in the reporting period : April to June, 2006					
		Under - 1 Yr.			Above 1 Yr.		
		Male	Female	Total	Male	Female	Total
BCG		303	235	538			
DPT	DPT-1	311	249	560			
	DPT-2	388	302	690			
	DPT-3	402	347	749			
OPV	OPV-0	289	219	508			
	OPV-1	313	243	556			
	OPV-2	377	303	680			
	OPV-3	406	347	753			
Hepatitis B	Hep-1	-	-	-			
	Hep-2	-	-	-			
	Hep-3	-	-	-			
Measles		267	225	492			
Fully immunized Children under 1 year	Having BCG+3 doses of OPV&DPT + Measles	295	224	519			
VITAMIN -A	Dose - 1	302	223	525			
Children more than 18 months	DPT Booster				264	224	488
	OPV Booster				263	224	487
VITAMIN -A	Dose - 2				243	203	446
	Dose - 3				175	143	318
	Dose - 4				136	115	251
	Dose - 5				88	80	168
	Children more than 5 yrs.	DT - 1				222	178
Children more than 10 yrs.	DT - 2				29	32	61
	TT - 1				95	92	187
Children more than 16 yrs.	TT - 2				11	10	21
	TT - 1				41	27	68
	TT - 2				2	3	5
No. of Children received IFA		-	-	-	1257	1032	2289
UNTOWARD REACTION							
1. Reported deaths associated with immunization		-	-	-	-	-	-
2. Number of abscesses		1	3	-	-	-	-
3. Other Complications		-	-	-	-	-	-

Contd.

No.	Services	Performance in the reporting period : April to June, 2006		
8.	Vaccine preventable diseases for under - 5 years children			
	a) Diphtheria	M	F	T
	i) Cases	-	-	-
	ii) Deaths	-	-	-
	b) Poliomyelitis			
	i) Cases	-	-	-
	ii) Deaths	-	-	-
	c) Neo Natal Tetanus			
	i) Cases	-	-	-
	ii) Deaths	-	-	-
	d) Tetanus other than Neo Natal			
	i) Cases	-	-	-
	ii) Deaths	-	-	-
	e) Whooping Cough			
	i) Cases	6	4	10
	ii) Deaths	-	-	-
	f) Measles			
	i) Cases	122	86	208
	ii) Deaths	-	-	-
8.1	Other specified communicable diseases			
	a) Malaria			
	i) Cases	43	21	64
	ii) Deaths	-	-	-
	b) Tuberculosis			
	i) Cases	21	9	30
	ii) Deaths	1	1	2
	c) Leprosy			
	i) Cases	20	6	26
	ii) Deaths	-	-	-
9.	ARI under 5 years (Pneumonia)			
	a) Cases	153	121	274
	b) Treated with Co-trimoxazole	113	81	194
	c) Deaths	-	-	-
10.	Acute Diarrhoeal Diseases under 5 years			
	a) Cases	706	539	1245
	b) Treated with ORS	672	511	1183
	c) Deaths	-	-	-
11.	Child Deaths			
	a) under 1 week	3	2	5
	b) 1 week to under 1 month	3	1	4
	c) 1 month to under 1 year	1	3	4
	d) 1 year to under 5 years	2	3	5

Contd.

Sl.	Services	No. of Eligible Couple already protected (as existing on preceding month) (a)	Performance in the reporting period : April to June, 2006		Cumulative performance Since April, 2006 including carried over performance (a + b - c)
			No of New Acceptors (b)	Nos. Discontinued OR taken off for crossing Eligible age (c)	
12.	Contraceptive Services				
12.1	Male Sterilisation				
	a) Conventional	137	-	-	137
	b) No scalpel	-	-	-	-
12.2	Female Sterilisation				
	a) Abdominal	19072	46	65	19053
	b) Laparoscopic	349	2	-	351
12.3	Total IUD insertions	257	6	-	263
12.3.1	Cases followed up	-	48	-	-
12.3.2	Complications	-	1	-	-
12.4	No. of CC users				
	a) No. of OP users	10795	219	138	10876
	b) No. of condom users	3605	147	86	3666
12.5	Total Nos protected by all methods (12.1+12.2+12.3+12.4)	34215	420	289	34346
12.6	No. of Eligible Couples accepted sterilization		Performance in the reporting period : April to June, 2006		Cumulative performance Since April, 2006
12.6.1	Having 2 living children	9544	29		9553
12.6.2	Having 3 or more children	10014	19		9988
12.7	No. of CC distributed				
12.7.1	No. of OP Cycle distributed				
12.7.2	No. of Condoms distributed				
13.	Abortions				
	a) Spontaneous			16	
	b) No. of MTPs done			22	
	c) Deaths			-	
14.	Deaths				
	a) Maternal Deaths (as in Sl No. 5)			-	
	b) Child Deaths (as in Sl. No. 11)			18	
	c) Other Death except Sl No. 5 & 11			147	
14.1	Total Death = 14 (a + b + c)			165	

15.	IEC Activities	Held		Attendance	
		Topics	No. Held	Male	Female
	1. Group Discussion	Family Planning, Nutrition, Diarrhoea, Safe Motherhood	32	46	755
	2. Deployment of Folk Media	-	-	-	-
	3. Others (Specify)	-	-	-	-

Date : 18.08.2006

Signature of Project Officer, Health, SUDA

SUDA

F.O, Health, SUDA

STATE URBAN DEVELOPMENT AGENCY

HEALTH WING

"ILGUS BHAVAN"

H-C BLOCK, SECTOR-III, BIDHANNAGAR, CALCUTTA-700 091
West Bengal

Ref No. SUDA-Health/DFID/06/16

From : Dr. Shibani Goswami
Project Officer
Health Wing, SUDA

Date 20.04.2006

To : Shri H.K. Dwivedi, IAS
Project Director, HSDI &
e.o. Special Secretary
Health & Family Welfare Dept.
Govt. of West Bengal.

OK

Sub : U.C. and Statement of Expenditure for the 4th Qtr. of FY 2005-2006 in
connection with DFID assisted Honorary Health Worker Scheme.

Sir,

The above mentioned U.C. and SOE are enclosed for your kind perusal and further necessary
action please.

Yours faithfully,

SUDA-Health/DFID/06/16/(1)

CC

Shri Ajoy Bhattacharjee, Jt. Secretary, HSDI, Health & Family Welfare Dept.

[Signature]
Project Officer

20.04.2006

SUDA-Health/DFID/06/16/(2)

CC

Director, SUDA - for favour of kind information please.

[Signature]
Project Officer

20.04.2006

[Signature]
Project Officer

Official Seal

STATE URBAN DEVELOPMENT AGENCY
FORM OF UTILISATION CERTIFICATE
OF THE LAST QUARTER OF FY 2005 - 2006
FOR THE FUND RECEIVED IN THE YEAR 2005 - 2006
FOR IMPLEMENTATION OF
DFID ASSISTED HONORARY HEALTH WORKER SCHEME
IN 11 MUNICIPALITIES

Sl. No.	Date	Cheque No.	Amount (In. Rs.)
1.	24.03.2006	449942 dt. 20.03.2006 United Bank of India, Salt Lake Branch	166,29,000.00

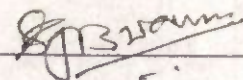
Certified that out of Rs. 166,29,000 - released by HSDI, Health & Family Welfare Department, Government of West Bengal in favour of "HHW Scheme - DFID, SUDA" for implementation of DFID assisted Honorary Health Worker Scheme in 11 municipalities in the year 2005 - 2006, details of which are given in the margin, a sum of Rs. 45,91,841 - has been utilised for the purpose it was sanctioned and the balance amount of Rs. 120,37,159 - remaining unutilised at the end of the year has been carried forward to the account of the year 2006 - 2007 to meet the expenditure for the ongoing programme and utilisation of such unspent balance will be submitted along with the Utilisation Certificate for the subsequent quarters of the year 2006 - 2007.

2. Certified that I have satisfied myself that the conditions on which the grant-in-aid was sanctioned has been duly fulfilled are being fulfilled and that I have exercised the following checks to see that the money was actually utilised for the purpose for which it was sanctioned.

Kinds of checks exercised.

1. Books of Accounts.
2. Original Bill, Receipts & Vouchers.
3. Bank Statement.
4. Physical Progress.

Signature with date



Designation

D. S. GOSWAMI
Project Officer
Health Wing
S. U. D. A

Official Seal

Statement of Expenditure
in connection with DFID assisted Honorary Health Worker Scheme
for the period January to March, 2006.

Sl. No.	Item of Expenditure	Expenditure (Amount in Rs.)
Non-Recurring		
1.	Sensitization Orientation sessions	34,014.00
2.	Training of Trainers	
3.	Training of HHWs	
4.	Innovative (Base line by External Agency) (Not applicable for ULB)	
5.	Participatory Need Assessment	
Procurement		
6.	Furniture	81,429.00
7.	Equipment	25,815.00
8.	I.E.C. and Training Materials	6,74,739.00
9.	Drugs	10,79,883.00
Recurring		
10.	Salaries for Municipal Management Cell (MMC)	10,03,211.00
11.	Salaries for Management Cell at SUDA	22,752.00
12.	Honorarium for grass root level functionaries	11,58,698.00
13.	a) Rent	18,321.00
	b) Rehabilitation	1,35,570.00
14.	Operation & Maintenance (Sundries, Printing, Postage & Telephone, TADA etc.)	3,57,409.00
15.	Consultants of DHFW (Not applicable for ULB)	
16.	a) Documentation - Project proposal writing by ULB	
	b) Process writing by DHFW (Not applicable for ULB)	
17.	Dissemination workshop (Not applicable for ULB)	
TOTAL		45,91,841.00

3.
4.
Fu
Eq
I.E.C
Drugs

New Format
April, 2006

	1	2	3(a)	3(b)	4	5	6	7	8	9	10	11	12	13	14	15	Total
SUDA										46449.00			8224.00			44385.00	90038.00
Cumulative SUDA	0.00	0.00	0.00	0.00	0.00	0.00	0.00	0.00	0.00	46449.00	0.00	0.00	8224.00	0.00	0.00	44385.00	90038.00
ULBs																	0.00
Krishnagar										38510.00	19329.00						57839.00
Medinipur										18380.00	19350.00						37730.00
Cooch Behar																	0.00
Bankura					265.00					17960.00	27350.00					5406.00	50991.00
Boipur																	0.00
Kalna																	0.00
Bishnupur																	0.00
Jangipur														12355.00		12355.00	
Berhampur										484.00						484.00	
Purulia	523.00	15021.00			2583.00					29620.00	16000.00	4500.00				40084.00	106331.00
Suri																	0.00
Month Total ULB	623.00	16021.00	0.00	0.00	2848.00	0.00	0.00	0.00	0.00	104864.00	82029.00	4600.00	0.00	12366.00	0.00	46480.00	267720.00
Cumulative ULB	623.00	16021.00	0.00	0.00	2848.00	0.00	0.00	0.00	0.00	104864.00	82029.00	4600.00	0.00	12366.00	0.00	46480.00	267720.00
Month Total	623.00	16021.00	0.00	0.00	2848.00	0.00	0.00	0.00	0.00	104864.00	126478.00	4600.00	8224.00	12366.00	0.00	89666.00	366768.00
Cum. Month Total	623.00	16021.00	0.00	0.00	2848.00	0.00	0.00	0.00	0.00	104864.00	126478.00	4600.00	8224.00	12366.00	0.00	89666.00	366768.00

	1	2	3(a)	3(b)	4	5	6	7	8	9	10	11	12	13	14	15	Total
SUDA										27941.00			2188.00			48592.00	73721.00
Cumulative SUDA	0.00	0.00	0.00	0.00	0.00	0.00	0.00	0.00	0.00	68390.00	0.00	0.00	10412.00	0.00	0.00	92967.00	172759.00
ULBs																	0.00
Krishnagar										38740.00	19350.00	450.00				1896.00	60436.00
Medinipur										38397.00	26358.00						64755.00
Cooch Behar																	0.00
Bankura										34520.00	18420.00		3079.00			9150.00	65169.00
Boipur										17960.00	25805.00				276.00	4593.00	46634.00
Kalna										19410.00	27350.00					2694.00	61319.00
Bishnupur																	0.00
Jangipur										23480.00	27350.00	3000.00				5334.00	69164.00
Berhampur										44560.00	27160.00			32060.00		4498.00	109278.00
Purulia										29620.00	16000.00					1460.00	47060.00
Suri																	0.00
Month Total ULB	0.00	0.00	0.00	0.00	0.00	0.00	0.00	0.00	0.00	248687.00	167793.00	3460.00	4944.00	32060.00	276.00	29626.00	604636.00
Cumulative ULB	623.00	16021.00	0.00	0.00	2848.00	0.00	0.00	0.00	0.00	361641.00	268622.00	7960.00	4944.00	44416.00	276.00	76116.00	772556.00
Month Total	0.00	0.00	0.00	0.00	0.00	0.00	0.00	0.00	0.00	248687.00	210734.00	3460.00	7132.00	32060.00	276.00	76217.00	576566.00
Cum. Month Total	623.00	16021.00	0.00	0.00	2848.00	0.00	0.00	0.00	0.00	361641.00	338212.00	7960.00	15366.00	44416.00	276.00	168072.00	946314.00

	1	2	3(a)	3(b)	4	5	6	7	8	9	10	11	12	13	14	15	Total
SUDA										23697.00			2400.00			43702.00	68799.00
Cumulative SUDA	0.00	0.00	0.00	0.00	0.00	0.00	0.00	0.00	0.00	93087.00	0.00	0.00	12812.00	0.00	0.00	136699.00	242569.00
ULBs																	0.00
Krishnagar																	0.00
Medinipur																	0.00
Cooch Behar																	0.00
Bankura								4700.00		33694.00	18420.00	1200.00	4260.00			20616.00	79190.00
Boipur										17960.00	20000.00					10155.00	120496.00
Kalna																	0.00
Bishnupur																	0.00
Jangipur										23480.00	27350.00	2500.00	1359.00			2254.00	66943.00
Berhampur										46160.00	27160.00					9878.00	89198.00
Purulia																	0.00
Suri																	0.00
Month Total ULB	0.00	900.00	0.00	0.00	0.00	0.00	0.00	10700.00	0.00	121294.00	92930.00	3700.00	6819.00	66376.00	604.00	42903.00	344626.00
Cumulative ULB	623.00	16621.00	0.00	0.00	2848.00	0.00	0.00	10700.00	0.00	472936.00	362762.00	11660.00	10663.00	110791.00	780.00	116016.00	1117361.00
Month Total	0.00	900.00	0.00	0.00	0.00	0.00	0.00	10700.00	0.00	121294.00	118627.00	3700.00	8019.00	66376.00	604.00	66606.00	414626.00
Cum. Month Total	623.00	16621.00	0.00	0.00	2848.00	0.00	0.00	10700.00	0.00	472936.00	466639.00	11660.00	23376.00	110791.00	780.00	264677.00	1369939.00
Quarterly	623.00	16621.00	0.00	0.00	2848.00	0.00	0.00	10700.00	0.00	472936.00	466639.00	11660.00	23376.00	110791.00	780.00	264677.00	1369939.00

	Fund Released by SUDA	UC Received by SUDA for an amount of	Balance in hand by the ULBs
Berhampur	3005000.00	2880210.00	124790.00
Bankura	2000000.00	1699971.60	300028.40
Bishnupur	1340000.00	920361.00	419639.00
Bolpur	1450000.00	1315542.00	134458.00
Jangipur	1800000.00	1638031.00	161969.00
Kalna	2105000.00	1923416.00	181584.00
Cooch Behar	1762650.00	1666017.00	96633.00
Krishnagar	2947000.00	2449271.00	497729.00
Medinipur	1755000.00	1447946.00	307054.00
Purulia	2002000.00	1707961.00	294039.00
Suri	1782000.00	1392150.00	389850.00
Total	21948650.00	19040876.60	2907773.40

(Amount in Rs.)

275000X5

700

2

50

Public Work.

Republishing format
in a regular
format
is a regular
format
is a regular
format

entirement of work.

Revised plan.

IBC.

~~Mr. Wm. T. B. B. B.~~

SUDA

STATE URBAN DEVELOPMENT AGENCY

HEALTH WING

"ILGUS BHAVAN"

H-C BLOCK. SECTOR-III, BIDHANNAGAR, CALCUTTA-700 091
West Bengal

Ref No. **SUDA-Health/DFID/06/14**

Date **20.04.2006**

**From : Dr. Shibani Goswami
Project Officer
Health Wing, SUDA**

**To : Shri H.K. Dwivedi, IAS
Project Director, HSDI &
e.o. Special Secretary
Health & Family Welfare Dept.
Govt. of West Bengal.**


Sub. : Status Report as on 01.04.2006

Sir,

Status Report with regard to DFID assisted Honorary Health Worker Scheme as on 01.04.2006 is enclosed for favour of your kind perusal.

Enclo. : As stated.

Yours faithfully,


Project Officer

20.04.2006

SUDA-Health/DFID/06/14/1(2)

CC

1. Shri Rajeev Dube, IAS, Special Secretary (Project) & Programme Director, SIP & HSDI, Health & Family Welfare Dept.
2. Shri Ajoy Bhattacharjee, Jt. Secretary, HSDI, Health & Family Welfare Dept.


Project Officer

20.04.2006

SUDA-Health/DFID/06/14/2(1)

CC

Director, SUDA - for favour of kind information please.


Project Officer

DFID assisted Honorary Health Worker Scheme

Statement of Expenditure (SOE)

Name of the Municipality :

For the Month of

Sl. No.	Item of Expenditure	Expenditure (Amount in Rs.)
NON - RECURRING		
1	Equipment	
2	Furniture	
3	Construction	
	a) Sub-Centre	
	b) OPD	
4	I E C Aids & Materials	
5	Renovation works	
6	Documentation	
7	Printing of HMIS forms	
8	NGO Involvement	
	TOTAL	
RECURRING		
9	Honorarium	
10	Salaries	
11	Rent	
12	Training	
13	Drug	
14	I.E.C.	
15	Operating Cost	
	TOTAL	
	GRAND TOTAL	

Signature of Chairman / Project Director

Status Report
DFID assisted HHWs Scheme to 11 Municipalities
As on 01.04.2006

A. General Information :

a) Receipt of sanction from DEA, GOI	On 05.12.2002 vide DO No. F.12/1/2001-EEC-II
b) Receipt of sanction from MOHFW, GOI	On 02.12.2003 vide DO NO. L.19012/46/02-APS
c) Receipt of sanction from DHFW, GOWB	On 05.12.2003 vide no. SS(P)/HSDI/HHW/628
d) Date of launching	01.02.2004
e) Project duration	01.02.2004 to 31.03.2007
f) Project Towns	Coochbehar, Jangipur, Berhampore, Suri, Bolpur, Purulia, Bankura, Bishnupur, Kalna, Krishnagar, Medinipur.
g) Project Budget	Rs 5.90 Crores

B. Process Indicators :

Sl. No.	Activities	Achievement	Remarks
1.	Communication about approval of project by MA Dept. to the concerned 11 ULBs, DM and CMOH of concerned 8 Districts	Communicated on 19.01.2004	Vide memo no. 1403-S/04.
2.	Forwarding Guidelines in Bengali by MA Dept. regarding preliminary actions of the project to the Chairman of the ULBs, DMs & CMOH of the concerned Districts, Spl. Secretary (Project), DHFW and Director, SUDA	Communicated on 19.01.2004	Vide memo no. 1403-S/04.
3.	Induction session by MOS, MA Dept. to the concerned Chairman, CIC Health, Health Officer / Asstt. Health Officer and the representatives of DHFW.	Conducted on 12.02.2004 at Conference Hall of SUDA.	

Contd. to P-2

Sl. No.	Activities	Achievement	Remarks
4.	Preparation of comprehensive guidelines by DHFW	Prepared by DHFW and communicated to SUDA.	Vide SS(P)/HSDI/HHW/813 dt. 30.03.2004
4.1	Comprehensive guideline approved by DHFW and Municipal Affairs Dept.	Approved	Vide SPSRC/HSDI/HHW/44 dt.24.08.2004
4.2	Bengali translation of comprehensive guideline and circulation to all stakeholders.	Bengali translation had been completed by CCC and approval received from SPSRC. Printing of booklet completed & circulated to all stakeholders.	
5.	Sensitisation to ULBs on project proposal writing and guidelines	11 ULBs already been sensitised and guidelines explained.	-
6.	Project Director designated for 11 ULBs.	All completed	Project Directors in 11 ULBs are in position.
7.	Inclusion of the said Project in the agenda of Apex Advisory Committee on Urban Health of MA Dept. headed by Minister-in-Charge.	Included in the Agenda of 5 th Apex Advisory Committee Meeting held on 22.03.2004.	
7.1	Co opting Special Secretary & Director, SPSRC as a member of the Apex Advisory Committee	Already co-opted.	
8.	<i>Preparation of micro-projects by ULBs</i>		
8.1	Format prepared by DHFW & Central Co-ordinating Cell (CCC) of SUDA for writing project proposal by the ULBs.	Format prepared by DHFW & CCC for writing project proposal by the ULBs and finalized and approved by DHFW.	Vide memo no. SS(P)/HSDI/HHW/813 dt. 30.03.2004.
8.2	Submission of Project Proposal by the ULBs	11 ULBs submitted final project proposal.	-
8.3	Approval of Project Proposal by CCC & DHFW	Project proposals received from 11 ULBs have been recommended by CCC and submitted to DHFW.	-
9.	Identification of project beneficiaries	Already identified by the 11 ULBs.	2.58 lac beneficiaries identified.

Contd. to P-3

Sl. No.	Activities	Achievement	Remarks
10.	Integration of the said Pilot Project with the Dist. Offices & Hospitals of Dept. of Health & FW	ACMOH and Supdt. of the Hospital made member of Municipal Level Health & FW Committee and Municipal Management Cell (MMC).	
11	Sensitisation of Officers concerned	Continuing.	
12.	<i>Programme Management System established</i>		
(a)	Set up of Municipal Management Cell at ULB level	MMC has been set up in all 11 ULBs	
(b)	Set up of Central Co-ordinating Cell at SUDA level	In position.	
13	<i>Health Facilities for Primary Health Care service delivery established</i>		
(a)	Selection of HHWs	Completed in 11 ULBs. 260 HHWs selected.	
(b)	Selection of FTSS	Completed in 2 ULBs in June, 2005 Completed in 4 ULBs in July, 2005 Completed in 4 ULBs in August, 2005 Completed in 1 ULB in Nov.. 05	Kalna & Krishnagar. Berhampur, Jangipur, Bankura & Purulia. Cooch Behar, Medinipur, Suri & Bolpur Bishnupur
(c)	Selection of Manpower for Health Post	Completed.	
(d)	Functioning of HHWs at Block Level	Started in Oct., 04 in Suri, Berhampur & Kalna. Started in Nov., 04 in Cooch Behar, Jangipur, Medinipur & Krishnagar. Started in Dec., 04 in Bankura, Bolpur & Purulia. Started in Bishnupur since April, 2005.	
(e)	Identification of Sub-Health Post (SHP)	Identified by 11 ULBs.	
(f)	Functioning of SHP	Started functioning in 52 SHPs	
(g)	Identification of Health Post (HP)	Identified by 11 ULBs.	
(h)	Functioning of HP	Started functioning in 11 HPs	
14	Surveillance system of State Health Programme established	Process started.	

Contd. to P-4

Sl. No.	Activities	Achievement	Remarks
15	Management Information Evaluation System (MIES) established	HMIS developed by CCC and approved by DHFW.	Vide memo no. 2074/SPSRC/HSDI /HHW/2 dt. 20.05.2004.
16	<i>Referral system established</i>		
(a)	Identification of referral centre	Identified by 11 ULBs.	
(b)	Contracts / Agreement made		Since all the referral centres are Govt. facilities, no contract is required
(c)	Referral system functioning	Preliminary actions have been initiated.	Momentum will be gained after full functioning of HPs and SHPs.
17	<i>Communication (I.E.C.) system established</i>		
(a)	Interpersonal Communication established	Started in 11 ULBs.	
(b)	Involvement of NGO	NGOs identified by the ULBs.	As ULBs could not yet involve NGO, a proposal had been submitted to DHFW for selection and engagement of suitable NGOs from their end.
(c)	Standard I.E.C. materials developed and implemented / distributed.	Standard literature and methodology of DOHFW shall be used.	List of I.E.C. materials for procurement had been submitted to DHFW. If approved, process may be initiated for procurement.
18.	<i>Documentation</i>		
18.1	Engagement of Agency by DHFW for documentation	Engaged by DHFW	
18.2	Documents prepared and submitted		
19	<i>Base line survey by External Agency conducted</i>	Engaged by DHFW	
19.1	Submission of Report of Base Line Survey		
20	<i>Financial Management System established</i>		
(a)	Fund received by DHFW from GOI		
(b)	Opening of separate Bank A/C for the Project by the ULBs	11 ULBs opened separated Bank A/C for the project.	
(c)	Opening of separate Bank A/C for the Project by CCC	Opened separate Bank A/C by CCC.	

Contd. to P-5

Sl. No.	Activities	Achievement	Remarks
20 (d)	CCC receive fund from DHFW on requisition and submit expenditure statement to DHFW	<p>Fund received from SPSRC is Rs. 173.82 lakhs.</p> <p>Fund received from HSDI so far is Rs. 166.29 lakhs.</p> <p>Total available fund is Rs. 340.11 lakhs</p>	<p>SOE & U.C. submitted to SPSRC for Rs. 173.82 lakhs.</p> <p>SOE & U.C. submitted to SPSRC for Rs. 45.92 lakhs.</p> <p>CCC incurred expenditure of Rs. 40.50 lakhs and released advance to MMC for Rs. 199.74 lakhs as on 01.04.2006</p>
(e)	MMC receive fund from CCC on requisition and submit expenditure of statement to CCC	11 MMC (Kalna, Suri, Krishnagar, Purulia, Berhampur, Jangipur, Coochbehar, Midnapore, Bolpur, Bankura & Bishnupur) received fund from CCC.	Rs. 199.74 lakhs received by 11 MMC and U.C. sent to CCC for Rs. 179.23 lakhs.
21	Preparation of Road Map by the ULBs for sustainability		

C. Training

Sl. No	Type of Training	Target No. of training	Achievement No. of training
1.	Sensitisation / Orientation sessions	47	47
2.	Review with DFID	1	1
3.	Capacity building of MMC (Accounts personnel, clerk cum sk, CDO, PHN, HO / AHO	11	Capacity building of HO / AHO, CDO, PHN & Accounts Asstt. completed for 11 ULBs.
4.	Workshop on participatory need assessment and project formulation at SUDA for grass-root stakeholders	4	4
5.	Training of trainers	2	2
6.	Training of HHWs initiated / completed	11	11
7.	Training of FTS	11	11
8.	Training of Manpower for HP	11	6

Contd. to P-6

D. Manpower :

(i) At MMC

Manpower	Target No.	Achievement	Remarks
Project Director (ADM)	11	11	
Chairman of the ULB	11	11	
ACMOH - Sub Div.	11	11	
Supdt. of nearest Govt. Hosp.	11	11	
Health Officer / AHO	11	11	
CDO	11	11	
PHN	11	10	Except Suri Mpl.
Data Entry Operator	11	10	Except Purulia Mpl.
Accounts Assistant	11	11	
Clerk cum Store Keeper	11	11	
Attendant	11	11	

(ii) At CCC

Manpower	Target No.	Achievement	Remarks
Consultant	1	1	
Project Officer	1	1	
Medical Specialist	2		
CD Specialist	1		
Accounts Officer	1	1	
MIES Officer	1	1	
Data Entry Operator	1	1	
Clerk cum SK	1	1	
Attendant	1		

(iii) At HP

Manpower	Target No.	Achievement	Remarks
Part time MO	27	20	
ANM	27	15	
Clerk cum Store Keeper	11	8	
Attendant	11	11	
Sweeper	11	11	

Contd. to P-7

(iv) At SHP

Manpower	Target No.	Achievement	Remarks
FTS	55	55	

(v) At Block

Manpower	Target No.	Achievement	Remarks
HHW	260	260	

E. Procurement :

Procurement of	Target No. (ULB)	Achievement	Remarks
Furniture for management cell at ULB	11	11	
Equipment for management cell at ULB	11	11	
Equipment for training	11	9	
Furniture for training	11	9	
Family schedule, HMIS format, instruction manual and training module	11	11	
HHWs kit	11	11	
Drugs for treatment of minor ailments	11	11	
Equipment for SHP	11	11	
Furniture for HP	11	11	
Furniture for SHP	11	11	

F. Refurbication of Health Post & Sub Health Post :

Refurbication	Target No.	Achievement	Remarks
Health Post	11	9	Rest are in progress
Sub Health Post	36	34	

March, 2006	1	2	3	4	5	6	7	8	9	10	11	12	13(e)	13(b)	14	16	17	Total
SUDA	677.00																	
Cumulative SUDA	128286.00	49383.00	642.00	0.00	4984.00	0.00	930637.00	1247381.00	0.00	0.00	643170.00	0.00	0.00	0.00	1038791.00	0.00	9101.00	36486.00
ULBs																		
Krishnagar	80.00					4362.00	3255.00		487232.00	38700.00		77480.00	1875.00		26864.00			619848.00
Medinipur	21168.00									150426.00		226359.00	3200.00		7854.00			408007.00
Cooch Behar	1368.00					57584.00				38700.00		38760.00		11517.00	10718.00			168647.00
Bankura						8592.00			61814.00	36840.00		69040.00	7286.00		17226.00			200808.00
Boipur	472.00								40000.00	27350.00		15985.00			985.00			84792.00
Kelha										54700.00		38820.00			2180.00			149610.00
Bishnupur									135588.00	192025.00		83750.00			8014.00			421223.00
Jangipur									262183.00	54700.00		46960.00	2000.00		10018.00			375871.00
Barnampur									48545.00	54320.00		85020.00			48897.00			234782.00
Purulia						3850.00			3054.00	16000.00		29620.00		45968.00	12320.00			110712.00
Sun										24000.00		37020.00			6422.00			67442.00
Month Total ULB	23088.00	0.00	0.00	0.00	0.00	74388.00	3265.00	0.00	1016404.00	687761.00	0.00	746914.00	14371.00	113163.00	161486.00	0.00	0.00	2830742.00
Cumulative ULB	290928.00	30987.00	1178354.00	0.00	7195.00	1982147.00	994662.00	31262.00	3383209.00	4303947.00	0.00	3946764.00	31196.00	889800.00	1073466.00	0.00	2988.00	17923496.00
Month Total	23785.00	0.00	0.00	0.00	0.00	74388.00	3265.00	0.00	1016404.00	687761.00	0.00	746914.00	14371.00	113163.00	168296.00	0.00	0.00	2886207.00
Cum. Month Total	419194.00	80060.00	1178996.00	0.00	12160.00	1962147.00	1926189.00	1278663.00	3383208.00	4303947.00	643170.00	3946764.00	31196.00	889800.00	2110277.00	0.00	12088.00	21973841.00
SOE - March, 2006 sent to DHFW on 01.04.2006	23785.00	0.00	0.00	0.00	0.00	74388.00	3265.00	0.00	1016404.00	687761.00	0.00	746914.00	14371.00	113163.00	168296.00	0.00	0.00	2886207.00

SUDA

STATE URBAN DEVELOPMENT AGENCY

HEALTH WING

"ILGUS BHAVAN"

H-C BLOCK, SECTOR-III, BIDHANNAGAR, CALCUTTA-700 091

West Bengal

Ref No. **SUDA-Health/DFID/04/724**

Date **01.03.2006**

**From : Dr. Shibani Goswami
Project Officer
Health Wing, SUDA**

o/c

**To : Shri Rajeev Dube, IAS
Special Secretary (Project) &
Programme Director, SIP & HSDI**

Sub. : Status Report as on 01.03.2006

Sir,

Status Report with regard to DFID assisted Honorary Health Worker Scheme as on 01.03.2006 is enclosed for favour of your kind perusal.

Encl. : As stated.

Yours faithfully,

[Signature]
Project Officer

01.03.2006

SUDA-Health/DFID/04/724(1)

CC

Dr. A. K. Ghosh, Chief Technical officer, SPSRC, DHFW

[Signature]
Project Officer

01.03.2006

SUDA-Health/DFID/04/724(2)

CC

Director, SUDA - for favour of kind information please.

[Signature]
Project Officer

Status Report
DFID assisted HHWs Scheme to 11 Municipalities
As on 01.03.2006

A. General Information :

a) Receipt of sanction from DEA, GOI	On 05.12.2002 vide DO No. F.12/1/2001-EEC-II
b) Receipt of sanction from MOHFW, GOI	On 02.12.2003 vide DO NO. L.19012/46/02-APS
c) Receipt of sanction from DHFW, GOWB	On 05.12.2003 vide no. SS(P)/HSDI/HHW/628
d) Date of launching	01.02.2004
e) Project duration	01.02.2004 to 31.03.2006
f) Project Towns	Coochbehar, Jangipur, Berhampore, Suri, Bolpur, Purulia, Bankura, Bishnupur, Kalna, Krishnagar, Medinipur.
g) Project Budget	Rs 5.90 Crores

B. Process Indicators :

Sl. No.	Activities	Achievement	Remarks
1.	Communication about approval of project by MA Dept. to the concerned 11 ULBs, DM and CMOH of concerned 8 Districts	Communicated on 19.01.2004	Vide memo no. 1403-S/04.
2.	Forwarding Guidelines in Bengali by MA Dept. regarding preliminary actions of the project to the Chairman of the ULBs, DMs & CMOH of the concerned Districts, Spl. Secretary (Project), DHFW and Director, SUDA	Communicated on 19.01.2004	Vide memo no. 1403-S/04.
3.	Induction session by MOS, MA Dept. to the concerned Chairman, CIC Health, Health Officer / Asstt. Health Officer and the representatives of DHFW.	Conducted on 12.02.2004 at Conference Hall of SUDA.	

Contd. to P-2

No.	Activities	Achievement	Remarks
4.	Preparation of comprehensive guidelines by DHFW	Prepared by DHFW and communicated to SUDA.	Vide SS(P)/HSDI/HHW/813 dt. 30.03.2004
4.1	Comprehensive guideline approved by DHFW and Municipal Affairs Dept.	Approved	Vide SPSRC/HSDI/HHW/44 dt.24.08.2004
4.2	Bengali translation of comprehensive guideline and circulation to all stakeholders.	Bengali translation had been completed by CCC and approval received from SPSRC. Printing of booklet completed & circulated to all stakeholders.	
5.	Sensitisation to ULBs on project proposal writing and guidelines	11 ULBs already been sensitised and guidelines explained.	-
6.	Project Director designated for 11 ULBs.	All completed	Project Directors in 11 ULBs are in position.
7.	Inclusion of the said Project in the agenda of Apex Advisory Committee on Urban Health of MA Dept. headed by Minister-in-Charge.	Included in the Agenda of 5 th Apex Advisory Committee Meeting held on 22.03.2004.	
7.1	Co opting Special Secretary & Director, SPSRC as a member of the Apex Advisory Committee	Already co-opted.	
8.	<i>Preparation of micro-projects by ULBs</i>		
8.1	Format prepared by DHFW & Central Co-ordinating Cell (CCC) of SUDA for writing project proposal by the ULBs.	Format prepared by DHFW & CCC for writing project proposal by the ULBs and finalized and approved by DHFW.	Vide memo no. SS(P)/HSDI/HHW/813 dt. 30.03.2004.
8.2	Submission of Project Proposal by the ULBs	11 ULBs submitted final project proposal.	-
8.3	Approval of Project Proposal by CCC & DHFW	Project proposals received from 11 ULBs have been recommended by CCC and submitted to DHFW.	-
9.	Identification of project beneficiaries	Already identified by the 11 ULBs.	2.58 lac beneficiaries identified.

Contd. to P-3

Sl. No.	Activities	Achievement	Remarks
10.	Integration of the said Pilot Project with the Dist. Offices & Hospitals of Dept. of Health & FW	ACMOH and Supdt. of the Hospital made member of Municipal Level Health & FW Committee and Municipal Management Cell (MMC).	
11	Sensitisation of Officers concerned	Continuing.	
12.	<i>Programme Management System established</i>		
(a)	Set up of Municipal Management Cell at ULB level	MMC has been set up in all 11 ULBs	
(b)	Set up of Central Co-ordinating Cell at SUDA level	In position.	
13	<i>Health Facilities for Primary Health Care service delivery established</i>		
(a)	Selection of HHWs	Completed in 11 ULBs. 260 HHWs selected.	
(b)	Selection of FTSS	Completed in 2 ULBs in June, 2005 Completed in 4 ULBs in July, 2005 Completed in 4 ULBs in August, 2005 Completed in 1 ULB in Nov., 05	Kalna & Krishnagar. Berhampur, Jangipur, Bankura & Purulia. Cooch Behar, Medinipur, Suri & Bolpur Bishnupur
(c)	Selection of Manpower for Health Post	Completed.	
(d)	Functioning of HHWs at Block Level	Started in Oct., 04 in Suri, Berhampur & Kalna. Started in Nov., 04 in Cooch Behar, Jangipur, Medinipur & Krishnagar. Started in Dec., 04 in Bankura, Bolpur & Purulia. Started in Bishnupur since April, 2005.	
(e)	Identification of Sub-Health Post (SHP)	Identified by 11 ULBs.	
(f)	Functioning of SHP	Started functioning in 52 SHPs	
(g)	Identification of Health Post (HP)	Identified by 11 ULBs.	
(h)	Functioning of HP	Started functioning in 11 HPs	
14	Surveillance system of State Health Programme established	Process started.	

Contd. to P-4

Sl. No.	Activities	Achievement	Remarks
15	Management Information Evaluation System (MIES) established	HMIS developed by CCC and approved by DHFW.	Vide memo no. 2074/SPSRC/HSDI /HHW/2 dt. 20.05.2004.
16	<i>Referral system established</i>		
(a)	Identification of referral centre	Identified by 11 ULBs.	
(b)	Contracts / Agreement made		Since all the referral centres are Govt. facilities, no contract is required
(c)	Referral system functioning	Preliminary actions have been initiated.	Momentum will be gained after full functioning of HPs and SHPs.
17	<i>Communication (I.E.C.) system established</i>		
(a)	Interpersonal Communication established	Started in 11 ULBs.	
(b)	Involvement of NGO	NGOs identified by the ULBs.	As ULBs could not yet involve NGO, a proposal had been submitted to DHFW for selection and engagement of suitable NGOs from their end.
(c)	Standard I.E.C. materials developed and implemented / distributed.	Standard literature and methodology of DOHFW shall be used.	List of I.E.C. materials for procurement had been submitted to DHFW. If approved, process may be initiated for procurement.
18.	<i>Documentation</i>		
18.1	Engagement of Agency by DHFW for documentation	Engaged by DHFW	
18.2	Documents prepared and submitted		
19	<i>Base line survey by External Agency conducted</i>	Engaged by DHFW	
19.1	Submission of Report of Base Line Survey		
20	<i>Financial Management System established</i>		
(a)	Fund received by DHFW from GOI		
(b)	Opening of separate Bank A/C for the Project by the ULBs	11 ULBs opened separated Bank A/C for the project.	
(c)	Opening of separate Bank A/C for the Project by CCC	Opened separate Bank A/C by CCC.	

Contd. to P-5

Sl. No.	Activities	Achievement	Remarks
20 (d)	CCC receive fund from DHFW on requisition and submit expenditure statement to DHFW	Total fund received so far is Rs. 173.82 lakhs. (* Rs. 70.00 lakhs had been taken as loan from MAD which is to be replenished by DHFW. The total available fund is Rs. 243.82 lakhs)	CCC incurred expenditure of Rs. 40,14,880/- and released advance to MMC for Rs. 195,73,650/- as on 01.03.2006. SOE submitted to DHFW for Rs 191,07,634/-
(e)	MMC receive fund from CCC on requisition and submit expenditure of statement to CCC	11 MMC (Kalna, Suri, Krishnagar, Purulia, Berhampur, Jangipur, Coochbehar, Midnapore, Bolpur, Bankura & Bishnupur) received fund from CCC.	Rs 195,73,650/- received by 11 MMC and U.C. sent to CCC for Rs 150,92,754/-
21	Preparation of Road Map by the ULBs for sustainability		

C. Training

Sl. No	Type of Training	Target No. of training	Achievement No. of training
1.	Sensitisation / Orientation sessions	47	47
2.	Review with DFID	1	1
3.	Capacity building of MMC (Accounts personnel, clerk cum sk, CDO, PHN, HO / AHO	11	Capacity building of HO / AHO, CDO, PHN & Accounts Asstt. completed for 11 ULBs.
4.	Workshop on participatory need assessment and project formulation at SUDA for grass-root stakeholders	4	4
5.	Training of trainers	2	2
6.	Training of HHWs initiated / completed	11	11
7.	Training of FTS	11	11
8.	Training of Manpower for HP	11	6

Contd. to P-6

D. Manpower :**(i) At MMC**

Manpower	Target No.	Achievement	Remarks
Project Director (ADM)	11	11	
Chairman of the ULB	11	11	
ACMOH - Sub Div.	11	11	
Supdt. of nearest Govt. Hosp.	11	11	
Health Officer / AHO	11	11	
CDO	11	11	
PHN	11	9	Except Suri , Jangipur Mpl.
Data Entry Operator	11	10	Except Purulia Mpl.
Accounts Assistant	11	11	
Clerk cum Store Keeper	11	11	
Attendant	11	11	

(ii) At CCC

Manpower	Target No.	Achievement	Remarks
Consultant	1	1	
Project Officer	1	1	
Medical Specialist	2		
CD Specialist	1		
Accounts Officer	1	1	
MIES Officer	1	1	
Data Entry Operator	1	1	
Clerk cum SK	1	1	
Attendant	1		

(iii) At HP

Manpower	Target No.	Achievement	Remarks
Part time MO	27	19	Others in progress.
ANM	27	10	
Clerk cum Store Keeper	11	7	
Attendant	11	11	
Sweeper	11	11	

Contd. to P-7

(iv) At SHP

Manpower	Target No.	Achievement	Remarks
FTS	55	55	

(v) At Block

Manpower	Target No.	Achievement	Remarks
HHW	260	260	

E. Procurement :

Procurement of	Target No. (ULB)	Achievement	Remarks
Furniture for management cell at ULB	11	10	To be completed by Bishnupur Mpl.
Equipment for management cell at ULB	11	10	Do
Equipment for training	11	9	
Furniture for training	11	9	
Family schedule, HMIS format, instruction manual and training module	11	11	
HHWs kit	11	11	
Drugs for treatment of minor ailments	11	11	
Equipment for SHP	11	11	Procurement completed except for a few items.
Furniture for HP	11	7	Procurement process is in progress by the rest ULBs.
Furniture for SHP	11	7	Do

F. Refurbication of Health Post & Sub Health Post :

Refurbication	Target No.	Achievement	Remarks
Health Post	7	7	Rest are in progress
Sub Health Post	36	30	

Statement of Expenditure
in connection with DFID assisted Honorary Health Worker Scheme
Out of HSDI fund for the Month of January, 2006

Sl. No.	Item of Expenditure	Expenditure (Amount in Rs.)
Non-Recurring		
1.	Sensitization / Orientation sessions	
2.	Training of Trainers	
3.	Training of HHWs	
4.	Innovative (Base line by External Agency) (Not applicable for ULB)	
5.	Participatory Need Assessment	
Procurement		
6.	Furniture	
7.	Equipment	
8.	I.E.C. and Training Materials	6,74,739.00
9.	Drugs	
Recurring		
10.	Salaries for Municipal Management Cell (MMC)	
11.	Salaries for Management Cell at SUDA	
12.	Honorarium for grass root level functionaries	
13.	a) Rent	
	b) Rehabilitation	
14.	Operation & Maintenance (Sundries, Printing, Postage & Telephone, TA/DA etc.)	43,037.00
15.	Consultants of DHFW (Not applicable for ULB)	
16.	a) Documentation - Project proposal writing by ULB	
	b) Process writing by DHFW (Not applicable for ULB)	
17.	Dissemination workshop (Not applicable for ULB)	
TOTAL		7,17,776.00

STATE URBAN DEVELOPMENT AGENCY**HEALTH WING****"ILGUS BHAVAN"**H-C BLOCK. SECTOR-III, BIDHANNAGAR. CALCUTTA-700 091
West Bengal

Ref No. SUDA-Health/DFID/04/725

Date 01.03.2006

From : Dr. Shibani Goswami
Project Officer
Health Wing, SUDATo : Sri N.K. Roy
Deputy Director, SPSRC
DHFV, Swastha Bhavan
Salt Lake.Sub : Statement of Expenditure in connection with
DFID assisted Honorary Health Worker Scheme
for the month of February, 2006.

Sir,

The Statement of Expenditure for the month of February, 2006 is furnished below :

A. Statement of Expenditure :

Sl. No.	Item of Expenditure	Expenditure (Amount in Rs.)
	Non-Recurring	
1.	Sensitization / Orientation sessions	10,249.00
2.	Training of Trainers	
3.	Training of HHWs	
4.	Innovative (Base line by External Agency) (Not applicable for ULB)	
5.	Participatory Need Assessment	
	Procurement	
6.	Furniture	
7.	Equipment	7,041.00
8.	I.E.C. and Training Materials	22,560.00
9.	Drugs	
		63,479.00

Contd. to P-2.

Sl. No.	Item of Expenditure	Expenditure (Amount in Rs.)
Recurring		
10.	Salaries for Municipal Management Cell (MMC)	3,15,450.00
11.	Salaries for Management Cell at SUDA	22,752.00
12.	Honorarium for grass root level functionaries	4,11,884.00
13.	a) Rent	3,950.00
	b) Refurbication	22,407.00
14.	Operation & Maintenance (Sundries, Printing, Postage & Telephone, T/DA etc.)	1,28,086.00
15.	Consultants of DHFW (Not applicable for ULB)	
16.	a) Documentation - Project proposal writing by ULB	
	b) Process writing by DHFW (Not applicable for ULB)	
17.	Dissemination workshop (Not applicable for ULB)	
TOTAL		10,07,858.00


B. Release of fund vis-a-vis. SOE submitted :

(Amount in Rs.)

Fund received from DHFW	SOE sent upto January, 2006	SOE for the month of February, 2006	Total SOE	Balance
173,82,000.00	180,99,776.00	10,07,858.00	191,07,634.00	- 17,25,634.00

This is for favour of your kind information.


Yours faithfully,


Project Officer
01.03.2006

SUDA-Health/DFID/04/725(1)

CC

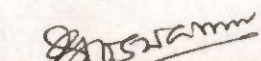
Shri Rajeev Dube, IAS, Special Secretary (Project) & Programme Director, SIP & HSDI, Health & Family Welfare Dept.


Project Officer
01.03.2006

SUDA-Health/DFID/04/725(2)

CC

Director, SUDA - for favour of kind information please.


Project Officer