

**Status Report of Community Based Urban Health Care Services  
at the ULBs of Birbhum District**

**A) Programme- wise grass-root level Health functionaries and no. of Sub-Centre are as under :**

| Sl. No. | ULBs      | Name of Programme | HHW | FTS | No. of Sub-Centres |
|---------|-----------|-------------------|-----|-----|--------------------|
| 1       | Bolpur    | HHW Scheme        | 18  | 3   | 3                  |
| 2       | Dubrajpur | CBPHC Scheme      | 16  | 4   | 4                  |
| 3       | Nalhathi  | Do                | 16  | 4   | 4                  |
| 4       | Rampurhat | Do                | 17  | 4   | 4                  |
| 5       | Sainthia  | Do                | 16  | 4   | 4                  |
| 6       | Suri      | HHW Scheme        | 18  | 3   | 3                  |

**B) Services rendered during the period April, 08 to March, 2009 are as under :**

(Fig. in %)

| ULBs          | Services rendered (Antenatal Care) |                      |                                     |
|---------------|------------------------------------|----------------------|-------------------------------------|
|               | ANC Check up                       | TT to pregnant women | Promotion of Institutional Delivery |
| Bolpur 179    | <del>64.5</del> 79.2               | <del>89.1</del> 89.0 | <del>93.5</del> 94.2                |
| Dubrajpur 259 | <del>40.2</del> 50.1               | <del>54.7</del> 56.5 | <del>70.2</del> 72.5                |
| Nalhathi 240  | <del>50.8</del> 66.8               | <del>53.1</del> 70.1 | <del>55.6</del> 69.7                |
| Rampurhat 254 | <del>64.6</del> 71.5               | <del>68.7</del> 75.3 | <del>78.4</del> 77.8                |
| Sainthia 359  | <del>65.2</del> 70.2               | <del>67.4</del> 72.5 | <del>79.5</del> 80.5                |
| Suri 201      | <del>59.3</del> 70.8               | <del>81.3</del> 82.5 | <del>83.7</del> 89.6                |

(Fig. in %)

| ULBs          | Immunisation         |                      |                      |                      |
|---------------|----------------------|----------------------|----------------------|----------------------|
|               | BCG                  | DPT III              | OPV III              | Measles              |
| Bolpur 149    | <del>89.0</del> 90.0 | <del>70.2</del> 75.2 | <del>71.5</del> 75.3 | <del>59.5</del> 61.5 |
| Dubrajpur 208 | <del>67.4</del> 68.5 | <del>50.8</del> 60.3 | <del>50.8</del> 60.3 | <del>42.8</del> 50.8 |
| Nalhathi 228  | <del>56.5</del> 70.5 | <del>45.0</del> 72.6 | <del>45.0</del> 72.6 | <del>52.7</del> 56.5 |
| Rampurhat 216 | <del>80.4</del> 82.4 | <del>52.5</del> 70.1 | <del>52.5</del> 70.1 | <del>42.1</del> 58.1 |
| Sainthia 266  | <del>80.0</del> 80.5 | <del>47.2</del> 79.0 | <del>47.2</del> 79.0 | <del>38.2</del> 51.8 |
| Suri 203      | <del>81.3</del> 89.8 | <del>80.2</del> 82.5 | <del>81.0</del> 82.5 | <del>59.5</del> 70.5 |

Contd. to P-2.

| ULBs      | Vital Statistics        |                         |                             |                               |                              |
|-----------|-------------------------|-------------------------|-----------------------------|-------------------------------|------------------------------|
|           | Crude Birth Rate (CBR)  | Crude Death Rate (CDR)  | Infant Mortality Rate (IMR) | Maternal Mortality Rate (MMR) | Couple Protection Rate (CPR) |
| Bolpur    | <del>15.8</del><br>15.2 | <del>6.3</del><br>6.1   | <del>31.4</del><br>26.8     | <del>0.0</del>                | <del>60.5</del><br>61.5      |
| Dubrajpur | 13.1<br>13.0            | <del>4.9</del><br>6.7   | 26.1<br>28.8                | 0.5<br>0                      | <del>44.5</del><br>48.6      |
| Nalhati   | <del>17.7</del><br>18.8 | <del>11.4</del><br>10.3 | <del>21.4</del><br>13.1     | 0.0<br>X                      | <del>49.9</del><br>50.5      |
| Rampurhat | <del>15.4</del><br>14.1 | <del>5.9</del><br>5.8   | 27.7<br>23.1                | 0.2<br>4.6                    | <del>51.5</del><br>52.7      |
| Sainthia  | <del>12.9</del><br>12.7 | <del>5.9</del><br>5.7   | 27.5<br>22.5                | 0.1<br>3.7                    | <del>45.9</del><br>50.2      |
| Suri      | <del>14.9</del><br>14.1 | 4.9<br>4.4              | <del>46.7</del><br>14.7     | 0.0<br>0.7                    | <del>60.5</del><br>61.2      |

C) Status on fund released to the ULBs during April, 2009 to March, 2010

| ULB       | Fund released          |      | No. of Beneficiary under JSY |
|-----------|------------------------|------|------------------------------|
|           | Urban Health Programme | JSY  |                              |
| Bolpur    | 10.33                  | 1.50 | 209                          |
| Dubrajpur | 6.66                   | 2.25 | 410                          |
| Nalhati   | 8.03                   | 4.50 | 100                          |
| Rampurhat | 11.63                  | 6.80 | 768                          |
| Sainthia  | 11.74                  | 1.50 | 83                           |
| Suri      | 13.84                  | 0.00 | 8                            |

(Rs. in lakhs)



**Status Report of Community Based Urban Health Care Services  
at the ULBs of Burdwan District**

**A) Programme- wise grass-root level Health functionaries and no. of Sub-Centre are as under :**

| Sl. No. | ULBs        | Name of Programme | HHW | FTS | No. of Sub-Centres |
|---------|-------------|-------------------|-----|-----|--------------------|
| 1       | Asansol MC  | RCH               | 387 | 97  | 97                 |
| 2       | Burdwan     | IPP-VIII (Extn.)  | 136 | 27  | 27                 |
| 3       | Dainhat     | CBPHC Scheme      | 14  | 3   | 3                  |
| 4       | Durgapur MC | IPP-VIII (Extn.)  | 229 | 57  | 57                 |
| 5       | Gushkara    | CBPHC Scheme      | 16  | 4   | 4                  |
| 6       | Jamuria     | Do                | 29  | 6   | 6                  |
| 7       | Kalna       | HHW Scheme        | 18  | 3   | 3                  |
| 8       | Katwa       | CBPHC Scheme      | 24  | 5   | 5                  |
| 9       | Kulti       | Do                | 76  | 13  | 13                 |
| 10      | Memari      | Do                | 16  | 4   | 4                  |
| 11      | Raniganj    | Do                | 36  | 7   | 7                  |

**B) Services rendered during the period April, 08 to March, 2009 are as under :**

(Fig. in %)

| ULBs            | Services rendered (Antenatal Care) |                      |                                     |
|-----------------|------------------------------------|----------------------|-------------------------------------|
|                 | ANC Check up                       | TT to pregnant women | Promotion of Institutional Delivery |
| Asansol MC 3422 | <del>97.4</del> 97.1               | <del>97.3</del> 97.2 | <del>90.7</del> 91.0                |
| Burdwan 728 686 | <del>94.3</del> 94.1               | <del>96.1</del> 95.5 | <del>95.8</del> 92.1                |
| Dainhat 143     | <del>61.4</del> 65.6               | <del>68.9</del> 77.6 | <del>68.8</del> 70.5                |
| Durgapur MC 265 | <del>96.2</del> 91.6               | <del>96.4</del> 92.8 | <del>94.9</del> 95.4                |
| Gushkara 277    | <del>52.1</del> 55.9               | <del>62.5</del> 65.7 | <del>64.6</del> 68.4                |
| Jamuria 247     | <del>63.2</del> 65.3               | <del>64.5</del> 65.6 | <del>60.2</del> 62.1                |
| Kalna 179       | <del>74.2</del> 85.4               | <del>88.9</del> 88.9 | <del>91.2</del> 91.2                |
| Katwa 330       | <del>69.2</del> 70.1               | <del>80.3</del> 88.4 | <del>71.2</del> 78.5                |
| Kulti           | Not implemented                    | Not implemented      | Not implemented                     |
| Memari 234 145  | <del>65.2</del> 70.5               | <del>68.5</del> 71.6 | <del>75.5</del> 85.1                |
| Raniganj 455    | <del>61.2</del> 65.2               | <del>63.4</del> 68.5 | <del>69.3</del> 70.2                |

Contd. to P-2.

(Fig. in %)

| ULBs            | Immunisation         |                      |                      |                      |
|-----------------|----------------------|----------------------|----------------------|----------------------|
|                 | BCG                  | DPT III              | OPV III              | Measles              |
| Asansol MC 2936 | <del>98.5</del> 97.8 | <del>97.7</del> 97.8 | <del>97.7</del> 97.8 | <del>90.2</del> 89.5 |
| Burdwan 682     | <del>95.6</del> 95.8 | <del>94.2</del> 94.1 | <del>94.2</del> 94.1 | <del>91.6</del> 91.3 |
| Dainhat 137     | <del>68.1</del> 71.2 | <del>50.6</del> 60.5 | <del>51.2</del> 60.5 | <del>37.5</del> 40.2 |
| Durgapur MC 235 | <del>98.0</del> 98.1 | <del>97.2</del> 97.3 | <del>97.2</del> 97.3 | <del>88.0</del> 88.2 |
| Gushkara 250    | <del>66.7</del> 70.5 | <del>65.7</del> 71.2 | <del>65.7</del> 71.2 | <del>46.7</del> 50.5 |
| Jamuria 337     | <del>54.8</del> 62.5 | <del>59.2</del> 65.1 | <del>59.2</del> 63.1 | <del>30.5</del> 35.6 |
| Kalna 149       | <del>90.9</del> 91.0 | <del>95.1</del> 95.2 | <del>95.5</del> 95.3 | <del>62.4</del> 65.5 |
| Katwa 285       | <del>72.1</del> 78.7 | <del>68.2</del> 70.5 | <del>68.2</del> 70.5 | <del>38.6</del> 40.5 |
| Kulti           | Not implemented      | Not implemented      | Not implemented      | Not implemented      |
| Memari 151      | <del>76.7</del> 82.3 | <del>62.8</del> 83.5 | <del>62.8</del> 83.5 | <del>54.8</del> 57.7 |
| Raniganj 391    | <del>68.1</del> 70.5 | <del>61.5</del> 68.3 | <del>61.5</del> 68.3 | <del>46.4</del> 50.4 |

| ULBs        | Vital Statistics       |                        |                             |                               |                              |
|-------------|------------------------|------------------------|-----------------------------|-------------------------------|------------------------------|
|             | Crude Birth Rate (CBR) | Crude Death Rate (CDR) | Infant Mortality Rate (IMR) | Maternal Mortality Rate (MMR) | Couple Protection Rate (CPR) |
| Asansol MC  | <del>16.2</del> 15.9   | <del>5.1</del> 5.0     | <del>19.4</del> 14.5        | <del>0.0</del> 1.2            | <del>64.6</del> 64.8         |
| Burdwan     | <del>17.9</del> 16.8   | <del>4.2</del> 4.1     | <del>25.9</del> 21.9        | <del>0.0</del> 1.4            | <del>62.3</del> 61.6         |
| Dainhat     | <del>11.6</del> 11.5   | <del>5.9</del> 5.7     | <del>20.9</del> 21.9        | <del>0.5</del> 7.3            | <del>47.9</del> 50.5         |
| Durgapur MC | <del>13.4</del> 13.1   | <del>2.5</del> 2.0     | <del>11.5</del> 10.5        | <del>0.0</del>                | <del>64.6</del> 64.1         |
| Gushkara    | <del>13.2</del> 13.1   | <del>5.5</del> 6.5     | <del>20.6</del> 32.0        | <del>0.0</del> 4.0            | <del>46.7</del> 48.2         |
| Jamuria     | <del>25.1</del> 20.2   | <del>9.2</del> 9.1     | <del>24.2</del> 20          | <del>0.6</del> 0.0            | <del>48.1</del> 49.5         |
| Kalna       | <del>17.3</del> 15.1   | <del>5.4</del> 5.1     | <del>31.5</del> 20.1        | <del>0.0</del> 6.7            | <del>59.5</del> 59.8         |
| Katwa       | <del>11.7</del> 10.2   | <del>5.7</del> 5.2     | <del>17.4</del> 35.0        | <del>0.4</del> 0.0            | <del>45.6</del> 50.5         |
| Kulti       | Not implemented        | Not implemented        | Not implemented             | Not implemented               | Not implemented              |
| Memari      | <del>13.9</del> 13.0   | <del>6.5</del> 6.6     | <del>18.3</del> 26.5        | <del>0.6</del> 0.0            | <del>59.3</del> 59.5         |
| Raniganj    | <del>10.3</del> 10.5   | <del>4.3</del> 4.1     | <del>17.8</del> 35.8        | <del>0.3</del> 2.5            | <del>48.9</del> 52.5         |

Contd. to P-3.



C) Status on fund released to the ULBs during April, 2009 to March, 2010

| ULB         | Fund released          |       | (Rs. in lakhs)               |
|-------------|------------------------|-------|------------------------------|
|             | Urban Health Programme | JSY   | No. of Beneficiary under JSY |
| Asansol MC  | 158.62                 | 6.50  | 613                          |
| Burdwan     | 76.81                  | 5.00  | 349                          |
| Dainhat     | 11.65                  | 0.80  | 114                          |
| Durgapur MC | 153.34                 | 11.00 | 2092                         |
| Gushkara    | 6.59                   | 0.50  | 60                           |
| Jamuria     | 8.59                   | 0.00  | 0                            |
| Kalna       | 15.88                  | 1.00  | 114                          |
| Katwa       | 19.88                  | 0.50  | 96                           |
| Kulti       | 0.00                   | 1.00  | 106                          |
| Memari      | 10.67                  | 1.30  | 153                          |
| Raniganj    | 16.93                  | 4.20  | 217                          |

**Status Report of Community Based Urban Health Care Services  
at the ULBs of Bankura District**

**A) Programme- wise grass-root level Health functionaries and no. of Sub-Centre are as under :**

| Sl. No. | ULBs      | Name of Programme | HHW | FTS | No. of Sub-Centres |
|---------|-----------|-------------------|-----|-----|--------------------|
| 1       | Bankura   | HHW Scheme        | 28  | 6   | 6                  |
| 2       | Bishnupur | Do                | 19  | 3   | 3                  |
| 3       | Sonamukhi | CBPHC Scheme      | 15  | 3   | 3                  |

**B) Services rendered during the period April, 08 to March, 2009 are as under :**

(Fig. in %)

| ULBs              | Services rendered (Antenatal Care) |                      |                                     |
|-------------------|------------------------------------|----------------------|-------------------------------------|
|                   | ANC Check up                       | TT to pregnant women | Promotion of Institutional Delivery |
| Bankura 226 495   | 73.2 84.3                          | 71.8 87.7            | 93.3 93.1                           |
| Bishnupur 231 209 | 81.0 86.5                          | 86.0 86.2            | 91.1 90.9                           |
| Sonamukhi 164 151 | 69.3 70.1                          | 79.3 80.4            | 75.4 75.8                           |

(Fig. in %)

| ULBs          | Immunisation |           |           |           |
|---------------|--------------|-----------|-----------|-----------|
|               | BCG          | DPT III   | OPV III   | Measles   |
| Bankura 493   | 92.0 92.5    | 81.7 86.5 | 82.5 86.7 | 62.5 65.5 |
| Bishnupur 207 | 90.1 90.9    | 96.1 95.2 | 96.1 95.2 | 59.5 60.5 |
| Sonamukhi 149 | 77.2 78.5    | 60.2 65.4 | 64.5 65.6 | 49.5 53.5 |

| ULBs      | Vital Statistics       |                        |                             |                               |                              |
|-----------|------------------------|------------------------|-----------------------------|-------------------------------|------------------------------|
|           | Crude Birth Rate (CBR) | Crude Death Rate (CDR) | Infant Mortality Rate (IMR) | Maternal Mortality Rate (MMR) | Couple Protection Rate (CPR) |
| Bankura   | 12.5 13.1              | 2.9 4.0                | 10.1 18.2                   | 2.0 0                         | 61.6 62.6                    |
| Bishnupur | 13.6 10.6              | 3.5 5.0                | 36.9 24.1                   | 0.0                           | 64.4 64.5                    |
| Sonamukhi | 16.8 15.6              | 6.2 9.8                | 21.6 33.5                   | 0.0                           | 46.7 50.1                    |

**C) Status on fund released to the ULBs during April, 2009 to March, 2010**

(Rs. in lakhs)

| ULB       | Fund released          |      | No. of Beneficiary under JSY |
|-----------|------------------------|------|------------------------------|
|           | Urban Health Programme | JSY  |                              |
| Bankura   | 20.54                  | 6.00 | 580                          |
| Bishnupur | 13.13                  | 1.00 | 0                            |
| Sonamukhi | 9.83                   | 1.25 | 128                          |



**Status Report of Community Based Urban Health Care Services  
at the ULBs of Medinipur (West) District**

**A) Programme- wise grass-root level Health functionaries and no. of Sub-Centre are as under :**

| Sl. No. | ULBs        | Name of Programme | HHW | FTS | No. of Sub-Centres |
|---------|-------------|-------------------|-----|-----|--------------------|
| 1       | Chandrakona | CBPHC Scheme      | 12  | 3   | 3                  |
| 2       | Ghatal      | Do                | 17  | 4   | 4                  |
| 3       | Jhargram    | Do                | 18  | 4   | 4                  |
| 4       | Kharagpur   | IPP-VIII (Extn.)  | 112 | 30  | 30                 |
| 5       | Kharar      | CBPHC Scheme      | 10  | 2   | 2                  |
| 6       | Khirpai     | Do                | 10  | 2   | 2                  |
| 7       | Medinipur   | HHW Scheme        | 38  | 8   | 8                  |
| 8       | Ramjibanpur | CBPHC Scheme      | 11  | 3   | 3                  |

**B) Services rendered during the period April, 08 to March, 2009 are as under :**

(Fig. in %)

| ULBs                | Services rendered (Antenatal Care) |                      |                                     |
|---------------------|------------------------------------|----------------------|-------------------------------------|
|                     | ANC Check up                       | TT to pregnant women | Promotion of Institutional Delivery |
| Chandrakona         | <del>62.5</del> 79.3               | <del>65.7</del> 84.1 | <del>69.8</del> 75.9                |
| Ghatal 162          | <del>64.8</del> 69.2               | <del>65.2</del> 70.2 | <del>68.9</del> 75.5                |
| Jhargram 218 234    | <del>69.2</del> 79.1               | <del>70.1</del> 80.2 | <del>70.2</del> 76.2                |
| Kharagpur 630 626   | <del>95.6</del> 95.1               | <del>95.3</del> 95.0 | <del>95.1</del> 94.5                |
| Kharar 63 59        | <del>57.7</del> 67.8               | <del>58.9</del> 72.5 | <del>66.9</del> 74.5                |
| Khirpai 114 90      | <del>59.3</del> 65.4               | <del>63.5</del> 71.0 | <del>69.2</del> 79.2                |
| Medinipur 61 528    | <del>64.2</del> 74.5               | <del>69.3</del> 80.8 | <del>85.2</del> 89.0                |
| Ramjibanpur 124 109 | <del>62.6</del> 72.6               | <del>64.2</del> 80.2 | <del>65.4</del> 67.8                |

(Fig. in %)

| ULBs            | Immunisation         |                      |                      |                      |
|-----------------|----------------------|----------------------|----------------------|----------------------|
|                 | BCG                  | DPT III              | OPV III              | Measles              |
| Chandrakona 133 | <del>70.2</del> 89.1 | <del>68.7</del> 75.6 | <del>68.7</del> 75.6 | <del>53.6</del> 55.0 |
| Ghatal 143      | <del>69.7</del> 72.7 | <del>66.5</del> 71.5 | <del>66.5</del> 71.5 | <del>55.2</del> 57.3 |
| Jhargram 235    | <del>70.9</del> 76.5 | <del>69.3</del> 72.3 | <del>67.3</del> 72.3 | <del>55.9</del> 58.1 |
| Kharagpur 753   | <del>99.1</del> 98.6 | <del>97.5</del> 96.4 | <del>97.5</del> 96.4 | <del>80.5</del> 78.5 |
| Kharar 60       | <del>68.0</del> 75.2 | <del>64.4</del> 76.2 | <del>64.4</del> 76.2 | <del>54.1</del> 66.1 |
| Khirpai 90      | <del>71.4</del> 86.4 | <del>68.4</del> 78.5 | <del>68.4</del> 78.5 | <del>55.7</del> 61.7 |
| Medinipur 526   | <del>91.1</del> 95.4 | <del>90.3</del> 90.8 | <del>90.5</del> 90.8 | <del>58.6</del> 73.6 |
| Ramjibanpur 105 | <del>67.9</del> 77.9 | <del>62.9</del> 72.5 | <del>62.9</del> 72.5 | <del>58.8</del> 65.3 |

Contd. to P-2.

| ULBs        | Vital Statistics        |                        |                             |                               |                              |
|-------------|-------------------------|------------------------|-----------------------------|-------------------------------|------------------------------|
|             | Crude Birth Rate (CBR)  | Crude Death Rate (CDR) | Infant Mortality Rate (IMR) | Maternal Mortality Rate (MMR) | Couple Protection Rate (CPR) |
| Chandrakona | 15.6<br><del>15.7</del> | 5.1<br><del>6.3</del>  | 17.6<br><del>22.5</del>     | 0.1<br><del>0.0</del>         | 42.4<br><del>46.5</del>      |
| Ghatal      | 9.5<br><del>9.2</del>   | 5.6<br><del>5.4</del>  | 17.7<br><del>18.9</del>     | 0.0<br><del>0.19</del>        | 44.5<br><del>50.1</del>      |
| Jhargram    | 10.9<br><del>12.9</del> | 4.8<br><del>4.5</del>  | 18.4<br><del>17.0</del>     | 3.7<br><del>4.2</del>         | 50.1<br><del>60.2</del>      |
| Kharagpur   | 15.8<br><del>14.5</del> | 3.8<br><del>3.6</del>  | 22.5<br><del>25.2</del>     | 0.0<br><del>0.0</del>         | 64.1<br><del>64.2</del>      |
| Kharar      | 13.8<br><del>13.1</del> | 5.9<br><del>5.5</del>  | 20.1<br><del>50.0</del>     | 0.0<br><del>✓</del>           | 50.5<br><del>58.2</del>      |
| Khirpai     | 16.6<br><del>14.9</del> | 5.5<br><del>6.6</del>  | 18.3<br><del>22.2</del>     | 0.0<br><del>✓</del>           | 54.6<br><del>59.5</del>      |
| Medinipur   | 13.9<br><del>13.7</del> | 4.2<br><del>4.1</del>  | 2.4<br><del>15.2</del>      | 0.0<br><del>✓</del>           | 60.1<br><del>61.2</del>      |
| Ramjibanpur | 14.9<br><del>14.1</del> | 5.5<br><del>5.3</del>  | 19.3<br><del>28.0</del>     | 0.0<br><del>✓</del>           | 51.8<br><del>59.5</del>      |

C) Status on fund released to the ULBs during April, 2009 to March, 2010

| ULB         | Fund released          |      | (Rs. in lakhs)               |
|-------------|------------------------|------|------------------------------|
|             | Urban Health Programme | JSY  | No. of Beneficiary under JSY |
| Chandrakona | 8.14                   | 1.50 | 310                          |
| Ghatal      | 8.97                   | 0.50 | 141                          |
| Jhargram    | 8.90                   | 1.00 | 226                          |
| Kharagpur   | 63.25                  | 2.60 | 98                           |
| Kharar      | 5.00                   | 0.50 | 0                            |
| Khirpai     | 7.19                   | 1.00 | 90                           |
| Medinipur   | 18.73                  | 5.00 | 709                          |
| Ramjibanpur | 6.28                   | 0.30 | 90                           |



**Status Report of Community Based Urban Health Care Services  
at the ULBs of Medinipur (East) District**

**A) Programme- wise grass-root level Health functionaries and no. of Sub-Centre are as under :**

| Sl. No. | ULBs     | Name of Programme  | HHW | FTS | No. of Sub-Centres |
|---------|----------|--------------------|-----|-----|--------------------|
| 1       | Contai   | CBPHC Scheme 27557 | 26  | 5   | 5                  |
| 2       | Egra     | Do 16896           | 14  | 3   | 3                  |
| 3       | Haldia   | Do 59033           | 45  | 9   | 9                  |
| 4       | Panskura | Do 21467           | 17  | 4   | 4                  |
| 5       | Tamluk   | 22462 Do 21467     | 22  | 5   | 5                  |

**B) Services rendered during the period April, 08 to March, 2009 are as under :**

(Fig. in %)

| ULBs     | Services rendered (Antenatal Care) |                      |                                     |
|----------|------------------------------------|----------------------|-------------------------------------|
|          | ANC Check up                       | TT to pregnant women | Promotion of Institutional Delivery |
| Contai   | 68.5 68.4                          | 69.0 69.0            | 61.5 69.4                           |
| Egra     | 63.6 63.1                          | 65.2 72.8            | 70.2 77.7                           |
| Haldia   | 54.2 56.3                          | 59.8 60.2            | 61.2 63.7                           |
| Panskura | 66.5 90.5                          | 70.4 75.2            | 54.3 54.1                           |
| Tamluk   | 68.7 69.4                          | 70.5 73.5            | 68.0 67.2                           |

(Fig. in %)

| ULBs         | Immunisation |           |           |           |
|--------------|--------------|-----------|-----------|-----------|
|              | BCG          | DPT III   | OPV III   | Measles   |
| Contai 325   | 75.3 84.3    | 75.6 75.5 | 75.6 75.5 | 53.7 58.4 |
| Egra 263     | 73.2 81.5    | 69.3 76.3 | 69.3 76.4 | 49.2 52.5 |
| Haldia 756   | 69.0 75.0    | 68.4 78.4 | 68.4 78.4 | 51.2 61.2 |
| Panskura 311 | 61.5 62.5    | 52.8 65.3 | 52.8 65.3 | 45.8 60.1 |
| Tamluk 250   | 65.2 67.1    | 65.9 70.2 | 65.9 70.1 | 51.8 56.6 |

Contd. to P-2.

RCH Centers  
Kandukuli

| ULBs     | Vital Statistics       |                        |                             |                               |                              |
|----------|------------------------|------------------------|-----------------------------|-------------------------------|------------------------------|
|          | Crude Birth Rate (CBR) | Crude Death Rate (CDR) | Infant Mortality Rate (IMR) | Maternal Mortality Rate (MMR) | Couple Protection Rate (CPR) |
| Contai   | 11.9<br>11.7           | 5.8<br>5.0             | 12.9<br>23.8                | 0.3<br>0.12                   | 52.1<br>52.5                 |
| Egra     | 14.5<br>15.5           | 5.9<br>5.5             | 19.3<br>22.8                | 0.6<br>0.110                  | 53.3<br>55.2                 |
| Haldia   | 16.6<br>14.6           | 4.9<br>4.6             | 19.6<br>34.3                | 0.8<br>2.6                    | 54.6<br>55.8                 |
| Panskura | 17.9<br>16.5           | 5.6<br>5.2             | 17.5<br>3.2                 | 0.5<br>6.12                   | 47.2<br>50.2                 |
| Tamluk   | 12.7<br>11.1           | 6.1<br>5.9             | 16.7<br>28.0                | 0.2<br>8.0                    | 47.3<br>50.5                 |

C) Status on fund released to the ULBs during April, 2009 to March, 2010

| ULB      | Fund released          |      | No. of Beneficiary under JSY |
|----------|------------------------|------|------------------------------|
|          | Urban Health Programme | JSY  |                              |
| Contai   | 15.00                  | 2.00 | 242                          |
| Egra     | 8.12                   | 1.50 | 300                          |
| Haldia   | 20.86                  | 4.00 | 507                          |
| Panskura | 9.00                   | 1.80 | 298                          |
| Tamluk   | 15.80                  | 2.00 | 287                          |

22462  
4127



**Status Report of Community Based Urban Health Care Services  
at the ULBs of Murshidabad District**

**A) Programme- wise grass-root level Health functionaries and no. of Sub-Centre are as under :**

| Sl. No. | ULBs             | Name of Programme | HHW | FTS | No. of Sub-Centres |
|---------|------------------|-------------------|-----|-----|--------------------|
| 1       | Beldanga         | CBPHC Scheme      | 14  | 3   | 3                  |
| 2       | Berhampur        | HHW Scheme        | 40  | 8   | 8                  |
| 3       | Dhulian          | CBPHC Scheme      | 19  | 4   | 4                  |
| 4       | Jangipur         | HHW Scheme        | 20  | 4   | 4                  |
| 5       | Jiaganj Azimganj | CBPHC Scheme      | 17  | 4   | 4                  |
| 6       | Kandi            | Do                | 17  | 4   | 4                  |
| 7       | Murshidabad      | Do                | 16  | 4   | 4                  |

**B) Services rendered during the period April, 09 to March, 2010 are as under :**

(Fig. in %)

| ULBs             | Services rendered (Antenatal Care) |                      |                                     |
|------------------|------------------------------------|----------------------|-------------------------------------|
|                  | ANC Check up                       | TT to pregnant women | Promotion of Institutional Delivery |
| Beldanga         | 52.4                               | 77.1                 | 69.3                                |
| Berhampur        | 84.6                               | 76.5                 | 96.7                                |
| Dhulian          | 35.2                               | 45.5                 | 32.4                                |
| Jangipur         | 48.8                               | 69.8                 | 55.0                                |
| Jiaganj Azimganj | 76.4                               | 79.3                 | 79.2                                |
| Kandi            | 65.7                               | 73.0                 | 80.1                                |
| Murshidabad      | 54.7                               | 60.0                 | 60.5                                |

(Fig. in %)

| ULBs             | Immunisation |         |         |         |
|------------------|--------------|---------|---------|---------|
|                  | BCG          | DPT III | OPV III | Measles |
| Beldanga         | 76.9         | 56.6    | 56.6    | 55.2    |
| Berhampur        | 96.7         | 83.3    | 83.2    | 60.0    |
| Dhulian          | 38.4         | 9.5     | 6.0     | 6.5     |
| Jangipur         | 87.9         | 71.2    | 72.1    | 65.5    |
| Jiaganj Azimganj | 79.5         | 76.7    | 76.6    | 60.5    |
| Kandi            | 80.5         | 78.8    | 79.1    | 58.5    |
| Murshidabad      | 60.0         | 41.6    | 41.6    | 27.8    |

Contd. to P-2.

| ULBs             | Vital Statistics       |                        |                             |                               |                              |
|------------------|------------------------|------------------------|-----------------------------|-------------------------------|------------------------------|
|                  | Crude Birth Rate (CBR) | Crude Death Rate (CDR) | Infant Mortality Rate (IMR) | Maternal Mortality Rate (MMR) | Couple Protection Rate (CPR) |
| Beldanga         | 17.2                   | 6.6                    | 33.7                        | 0.0                           | 54.1                         |
| Berhampur        | 11.1                   | 3.1                    | 53.9                        | 0.0                           | 60.5                         |
| Dhulian          | 20.4                   | 6.0                    | 65.3                        | 0.0                           | 40.9                         |
| Jangipur         | 10.8                   | 4.9                    | 25.3                        | 4.2                           | 59.1                         |
| Jiaganj Azimganj | 11.9                   | 5.6                    | 35.9                        | 6.0                           | 55.2                         |
| Kandi            | 12.6                   | 5.4                    | 34.2                        | 3.4                           | 51.4                         |
| Murshidabad      | 19.1                   | 5.5                    | 17.5                        | 3.5                           | 51.5                         |

**C) Status on No. of Beneficiaries and Fund Released to the ULBs under JSY**

| ULBs             | Upto FY 2008-09      |               | During FY 2009-10    |               | Total                |               |
|------------------|----------------------|---------------|----------------------|---------------|----------------------|---------------|
|                  | No. of Beneficiaries | Fund Released | No. of Beneficiaries | Fund Released | No. of Beneficiaries | Fund Released |
| Beldanga         | 255                  | 171400/-      | 86                   | 100000/-      | 341                  | 271400/-      |
| Berhampur        | 1308                 | 795200/-      | 241                  | 200000/-      | 1549                 | 995200/-      |
| Dhulian          | 854                  | 524800/-      | 288                  | 50000/-       | 1142                 | 574800/-      |
| Jangipur         | 767                  | 537550/-      | 184                  | 100000/-      | 951                  | 637550/-      |
| Jiaganj Azimganj | 522                  | 295700/-      | 110                  | 100000/-      | 632                  | 395700/-      |
| Kandi            | 355                  | 371900/-      | 294                  | 100000/-      | 649                  | 471900/-      |
| Murshidabad      | 365                  | 127800/-      | 174                  | 300000/-      | 539                  | 427800/-      |

**D) Status on School Health Programme supported by KUSP**

| ULBs             | No. of Schools Covered | No. of Students Examined |      |      | % of Children with ill health | % of    |                  |
|------------------|------------------------|--------------------------|------|------|-------------------------------|---------|------------------|
|                  |                        | M                        | F    | T    |                               | Anaemia | Worm infestation |
| Beldanga         | 8                      | 253                      | 231  | 484  | 74.8                          | 13.0    | 53.0             |
| Berhampur        | 86                     | 1924                     | 1936 | 3860 | 92.1                          | 49.2    | 43.7             |
| Dhulian          | Not implemented        |                          |      |      |                               |         |                  |
| Jangipur         | Not implemented        |                          |      |      |                               |         |                  |
| Jiaganj Azimganj | 30                     | 1657                     | 1616 | 3273 | 15.4                          | 50.0    | 81.1             |
| Kandi            | 39                     | 983                      | 729  | 1712 | 64.8                          | 25.4    | 62.3             |
| Murshidabad      | Not implemented        |                          |      |      |                               |         |                  |



**Status Report of Community Based Urban Health Care Services  
at the ULBs of Hooghly District**

**A) Programme- wise grass-root level Health functionaries and no. of Sub-Centre are as under :**

| Sl. No. | ULBs              | Name of Programme | HHW | FTS | No. of Sub-Centres |
|---------|-------------------|-------------------|-----|-----|--------------------|
| 1       | Arambag           | CBPHC Scheme      | 18  | 4   | 4                  |
| 2       | Baidyabati        | CUDP & IPP VIII   | 83  | 16  | 16                 |
| 3       | Bansberia         | Do                | 99  | 20  | 20                 |
| 4       | Bhadreswar        | Do                | 115 | 23  | 23                 |
| 5       | Champdany         | Do                | 94  | 17  | 17                 |
| 6       | Chandernagore MC  | Do                | 93  | 18  | 18                 |
| 7       | Hooghly Chinsurah | Do                | 143 | 18  | 18                 |
| 8       | Konnagar          | Do                | 60  | 13  | 13                 |
| 9       | Rishra            | Do                | 119 | 24  | 24                 |
| 10      | Serampore         | Do                | 157 | 30  | 30                 |
| 11      | Tarakeshwar       | CBPHC Scheme      | 15  | 3   | 3                  |
| 12      | Uttarpara Kotrung | CUDP & IPP VIII   | 128 | 26  | 26                 |

**B) Services rendered during the period April, 08 to March, 2009 are as under :**

(Fig. in %)

| ULBs              | Services rendered (Antenatal Care) |                      |                                     |
|-------------------|------------------------------------|----------------------|-------------------------------------|
|                   | ANC Check up                       | TT to pregnant women | Promotion of Institutional Delivery |
| Arambag 228       | 68.7 68.5                          | 78.5 78.6            | 73.9 74.5                           |
| Baidyabati        | 88.0 86.4                          | 95.0 88.2            | 94.5 94.6                           |
| Bansberia         | 83.0 81.2                          | 98.5 90.1            | 86.0 85.5                           |
| Bhadreswar        | 86.5 83.7                          | 87.0 85.2            | 80.0 85.0                           |
| Champdany         | 90.5 90.1                          | 98.5 96.2            | 73.5 72.1                           |
| Chandernagore MC  | 80.6 82.5                          | 92.1 93.2            | 97.6 95.1                           |
| Hooghly Chinsurah | 86.2 85.5                          | 98.5 96.7            | 98.1 98.5                           |
| Konnagar          | 83.2 81.5                          | 84.0 83.2            | 95.0 95.2                           |
| Rishra            | 91.4 90.2                          | 90.5 89.2            | 98.0 97.8                           |
| Serampore         | 87.6 87.8                          | 82.5 82.9            | 95.5 95.0                           |
| Tarakeshwar 122   | 80.1 79.5                          | 85.2 81.2            | 88.2 89.5                           |
| Uttarpara Kotrung | 87.0 88.0                          | 84.3 88.5            | 90.2 89.6                           |

Contd. to P-2.

(Fig. in %)

| ULBs              | Immunisation         |                      |                      |                      |
|-------------------|----------------------|----------------------|----------------------|----------------------|
|                   | BCG                  | DPT III              | OPV III              | Measles              |
| Arambag           | 74.5 <sup>89.5</sup> | 59.3 <sup>89.3</sup> | 59.5 <sup>87.3</sup> | 58.6 <sup>71.5</sup> |
| Baidyabati        | 76.0 <sup>88</sup>   | 81.5 <sup>81.5</sup> | 95.0 <sup>85.5</sup> | 79.5 <sup>76.5</sup> |
| Bansberia         | 82.5 <sup>82.0</sup> | 83.5 <sup>82.5</sup> | 76.5 <sup>79.5</sup> | 75.0 <sup>72</sup>   |
| Bhadreswar        | 90.0 <sup>89.1</sup> | 83.5 <sup>81.5</sup> | 83.5 <sup>82.7</sup> | 84.5 <sup>80.2</sup> |
| Champdany         | 82.0 <sup>81.2</sup> | 85.9 <sup>84.5</sup> | 85.9 <sup>84.6</sup> | 71.6 <sup>70.5</sup> |
| Chandernagore MC  | 96.5 <sup>94.5</sup> | 91.8 <sup>92.8</sup> | 92.4 <sup>92.6</sup> | 88.2 <sup>85.6</sup> |
| Hooghly Chinsurah | 90.0 <sup>91.5</sup> | 84.6 <sup>85.2</sup> | 84.6 <sup>84.8</sup> | 75.0 <sup>74.5</sup> |
| Konnagar          | 93.8 <sup>91.6</sup> | 81.2 <sup>81.3</sup> | 81.5 <sup>81.4</sup> | 73.5 <sup>71.2</sup> |
| Rishra            | 98.0 <sup>97.5</sup> | 91.2 <sup>90.5</sup> | 91.3 <sup>90.2</sup> | 75.4 <sup>73.2</sup> |
| Serampore         | 94.5 <sup>94.6</sup> | 90.5 <sup>89.2</sup> | 90.5 <sup>89.4</sup> | 76.0 <sup>76.1</sup> |
| Tarakeshwar       | 90.3 <sup>90.0</sup> | 79.5 <sup>82.6</sup> | 79.5 <sup>82.5</sup> | 60.2 <sup>65.3</sup> |
| Uttarpara Kotrung | 89.5 <sup>90.0</sup> | 85.4 <sup>85.5</sup> | 85.4 <sup>85.6</sup> | 74.4 <sup>74.8</sup> |

| ULBs              | Vital Statistics       |                        |                             |                               |                              |
|-------------------|------------------------|------------------------|-----------------------------|-------------------------------|------------------------------|
|                   | Crude Birth Rate (CBR) | Crude Death Rate (CDR) | Infant Mortality Rate (IMR) | Maternal Mortality Rate (MMR) | Couple Protection Rate (CPR) |
| Arambag           | 14.5 <sup>13.0</sup>   | 6.1 <sup>5.9</sup>     | 20.5 <sup>31.5</sup>        | 0.0                           | 47.5 <sup>53.4</sup>         |
| Baidyabati        | 9.9 <sup>9.6</sup>     | 3.9 <sup>3.8</sup>     | 19.1 <sup>26.2</sup>        | 0.0 <sup>4.4</sup>            | 41.9 <sup>51.2</sup>         |
| Bansberia         | 8.2 <sup>7.9</sup>     | 3.5 <sup>3.6</sup>     | 16.2 <sup>23.8</sup>        | 2.6 <sup>0.0</sup>            | 60.8 <sup>60.9</sup>         |
| Bhadreswar        | 9.9 <sup>9.5</sup>     | 4.9 <sup>4.5</sup>     | 10.8 <sup>2.1</sup>         | 0.0                           | 69.3 <sup>69.5</sup>         |
| Champdany         | 6.8 <sup>6.9</sup>     | 2.9 <sup>2.5</sup>     | 11.7 <sup>2.3</sup>         | 0.0                           | 61.6 <sup>61.5</sup>         |
| Chandernagore MC  | 5.6 <sup>5.8</sup>     | 3.6 <sup>3.5</sup>     | 29.2 <sup>21.8</sup>        | 0.0                           | 66.2 <sup>65.8</sup>         |
| Hooghly Chinsurah | 6.6 <sup>7.1</sup>     | 3.2 <sup>3.6</sup>     | 3.5 <sup>9.5</sup>          | 0.0                           | 51.1 <sup>59.9</sup>         |
| Konnagar          | 7.4 <sup>7.1</sup>     | 3.5 <sup>3.4</sup>     | 10.5 <sup>17.8</sup>        | 0.0                           | 63.2 <sup>63.1</sup>         |
| Rishra            | 7.7 <sup>7.5</sup>     | 2.5 <sup>2.4</sup>     | 13.5 <sup>18.9</sup>        | 0.0 <sup>2.3</sup>            | 61.3 <sup>61.5</sup>         |
| Serampore         | 8.9 <sup>8.5</sup>     | 3.8 <sup>4.1</sup>     | 18.8 <sup>20.7</sup>        | 0.0 <sup>1.1</sup>            | 65.9 <sup>65.2</sup>         |
| Tarakeshwar       | 12.3 <sup>11.5</sup>   | 5.8 <sup>5.3</sup>     | 21.4 <sup>21.9</sup>        | 0.0                           | 51.2 <sup>58.5</sup>         |
| Uttarpara Kotrung | 8.2 <sup>8.1</sup>     | 2.0 <sup>3.7</sup>     | 14.9 <sup>30.7</sup>        | 0.0                           | 66.0 <sup>64.1</sup>         |

Contd. to P-3.

162-0



**C) Status on fund released to the ULBs during April, 2009 to March, 2010**

| ULB               | Fund released          |      | (Rs. in lakhs)               |
|-------------------|------------------------|------|------------------------------|
|                   | Urban Health Programme | JSY  | No. of Beneficiary under JSY |
| Arambag           | 11.35                  | 1.00 | 90                           |
| Baidyabati        | 33.00                  | 1.75 | 345                          |
| Bansberia         | 55.16                  | 2.00 | 100                          |
| Bhadreswar        | 75.39                  | 6.75 | 414                          |
| Champdany         | 46.55                  | 2.00 | 400                          |
| Chandernagore MC  | 46.32                  | 2.00 | 22                           |
| Hooghly Chinsurah | 63.56                  | 4.00 | 380                          |
| Konnagar          | 32.88                  | 2.00 | 326                          |
| Rishra            | 67.58                  | 1.50 | 292                          |
| Serampore         | 75.62                  | 1.00 | 184                          |
| Tarakeshwar       | 12.21                  | 0.50 | 94                           |
| Uttarpara Kotrung | 65.57                  | 2.25 | 447                          |

**Status Report of Community Based Urban Health Care Services  
at the ULBs of Howrah District**

**A) Programme- wise grass-root level Health functionaries and no. of Sub-Centre are as under :**

| SN | ULBs      | Name of Programme | HHW | FTS | No. of Sub-Centres |
|----|-----------|-------------------|-----|-----|--------------------|
| 1  | Bally     | CUDP & IPP VIII   | 127 | 25  | 25                 |
| 2  | Howrah MC | Do                | 388 | 78  | 78                 |
| 3  | Uluberia  | Do                | 130 | 20  | 20                 |

**B) Services rendered during the period April, 09 to March, 10 are as under :**

(Fig. in %)

| ULBs      | Antenatal Care |                      |                                     |
|-----------|----------------|----------------------|-------------------------------------|
|           | ANC Check up   | TT to Pregnant Women | Promotion of Institutional Delivery |
| Bally     | 69.5           | 79.1                 | 93.8                                |
| Howrah MC | 73.5           | 74.9                 | 92.9                                |
| Uluberia  | 97.6           | 97.2                 | 79.5                                |

(Fig. in %)

| ULBs      | Immunisation |         |         |         |
|-----------|--------------|---------|---------|---------|
|           | BCG          | DPT III | OPV III | Measles |
| Bally     | 86.9         | 68.5    | 68.5    | 62.4    |
| Howrah MC | 89.1         | 82.0    | 81.5    | 75.1    |
| Uluberia  | 79.3         | 89.2    | 89.2    | 72.5    |

**C) Status on No. of Beneficiaries and Fund Released to the ULBs under JSY**

| ULBs      | Upto FY 2008-09      |               | During FY 2009-10    |               | Total                |               |
|-----------|----------------------|---------------|----------------------|---------------|----------------------|---------------|
|           | No. of Beneficiaries | Fund Released | No. of Beneficiaries | Fund Released | No. of Beneficiaries | Fund Released |
| Bally     | 1517                 | 931300        | 565                  | 250000        | 2082                 | 1181300       |
| Howrah MC | 5801                 | 2978000       | 1215                 | 800000        | 7016                 | 3778000       |
| Uluberia  | 1386                 | 702000        | 520                  | 400000        | 1906                 | 1102000       |

**D) Status on School Health Programme supported by KUSP**

| ULBs      | No. of Schools Covered | No. of Students Examined |      |      | % of Children with ill health | % of Anaemia & Worm infestation |
|-----------|------------------------|--------------------------|------|------|-------------------------------|---------------------------------|
|           |                        | M                        | F    | T    |                               |                                 |
| Howrah MC | 28                     | 2271                     | 1917 | 4188 | 22.5                          | 33.6                            |
| Uluberia  | 03                     | 160                      | 187  | 347  | 62.5                          | 38.3                            |

*Prepared for meeting of DM, Howrah to be held on 23.7.10 - to be participated by Dr. De.*



**Status Report of Community Based Urban Health Care Services  
at the ULBs of South 24 Parganas District**

**A) Programme- wise grass-root level Health functionaries and no. of Sub-Centre are as under :**

| Sl. No. | ULBs              | Name of Programme | HHW | FTS | No. of Sub-Centres |
|---------|-------------------|-------------------|-----|-----|--------------------|
| 1       | Baruipur          | CUDP              | 24  | 5   | 3                  |
| 2       | Budge Budge       | CUDP & IPP VIII   | 84  | 17  | 4                  |
| 3       | Diamond Harbour   | CBPHC Scheme      | 16  | 4   | 3                  |
| 4       | Jaynagar Mazilpur | Do                | 14  | 3   | 13                 |
| 5       | Maheshtala        | IPP-VIII          | 205 | 42  | 7                  |
| 6       | Pujali            | Do                | 35  | 7   | 7                  |
| 7       | Rajpur Sonarpur   | CUDP & IPP VIII   | 159 | 34  | 8                  |

**B) Services rendered during the period April, 08 to March, 2009 are as under :**

(Fig. in %)

| ULBs              | Services rendered (Antenatal Care) |                      |                                     |
|-------------------|------------------------------------|----------------------|-------------------------------------|
|                   | ANC Check up                       | TT to pregnant women | Promotion of Institutional Delivery |
| Baruipur          | <del>86.4</del> 77.6               | <del>90.2</del> 78.9 | <del>94.2</del> 96.3                |
| Budge Budge       | 79.5<br><del>83.5</del>            | <del>90.2</del> 90.1 | <del>89.1</del> 89.0                |
| Diamond Harbour   | <del>68.4</del> 73.2               | <del>74.6</del> 81.0 | <del>81.5</del> 86.3                |
| Jaynagar Mazilpur | <del>71.3</del> 71.0               | <del>74.4</del> 79.5 | <del>75.3</del> 75.0                |
| Maheshtala        | <del>67.6</del> 57.5               | <del>67.3</del> 69.8 | <del>84.7</del> 86.0                |
| Pujali            | <del>97.4</del> 89.52              | <del>97.0</del> 95.3 | <del>69.5</del> 70.8                |
| Rajpur Sonarpur   | <del>91.5</del> 91.0               | <del>83.4</del> 89.3 | <del>97.8</del> 95.8                |

(Fig. in %)

| ULBs              | Immunisation         |                      |                      |                      |
|-------------------|----------------------|----------------------|----------------------|----------------------|
|                   | BCG                  | DPT III              | OPV III              | Measles              |
| Baruipur          | <del>94.5</del> 97.3 | <del>92.4</del> 89.0 | <del>92.4</del> 89.0 | <del>70.5</del> 70.5 |
| Budge Budge       | <del>93.5</del> 89.5 | <del>89.7</del> 85.7 | <del>89.7</del> 85.7 | <del>71.4</del> 71.5 |
| Diamond Harbour   | <del>82.3</del> 89.9 | <del>71.3</del> 74.8 | <del>71.3</del> 81.3 | <del>56.5</del> 65.9 |
| Jaynagar Mazilpur | <del>71.4</del> 83.3 | <del>60.5</del> 66.7 | <del>68.5</del> 66.0 | <del>35.9</del> 45.8 |
| Maheshtala        | <del>96.2</del> 89.7 | <del>78.8</del> 88.3 | <del>78.8</del> 88.4 | <del>75.6</del> 85.7 |
| Pujali            | <del>94.0</del> 85.6 | <del>95.2</del> 80.2 | <del>95.2</del> 80.0 | <del>81.1</del> 82.8 |
| Rajpur Sonarpur   | <del>96.5</del> 95.9 | <del>81.1</del> 80.0 | <del>81.1</del> 80.4 | <del>69.8</del> 70.1 |

Contd. to P-2.

| ULBs              | Vital Statistics       |                        |                             |                               |                              |
|-------------------|------------------------|------------------------|-----------------------------|-------------------------------|------------------------------|
|                   | Crude Birth Rate (CBR) | Crude Death Rate (CDR) | Infant Mortality Rate (IMR) | Maternal Mortality Rate (MMR) | Couple Protection Rate (CPR) |
| Baruipur          | <del>5.6</del> 6.3     | <del>3.2</del> 3.8     | <del>22.7</del> 58.5        | 0.0                           | 50.1 55.2                    |
| Budge Budge       | <del>11.5</del> 10.5   | <del>3.0</del> 4.7     | <del>15.5</del> 18.8        | <del>0.0</del> 2.3            | <del>64.9</del> 64.5         |
| Diamond Harbour   | <del>14.5</del> 13.2   | <del>6.8</del> 6.6     | <del>17.6</del> 56.9        | 0.0                           | <del>59.4</del> 59.5         |
| Jaynagar Mazilpur | <del>15.8</del> 13.5   | <del>5.4</del> 5.2     | <del>18.7</del> 27.8        | 0.0                           | <del>58.2</del> 36.0         |
| Maheshtala        | <del>9.0</del> 8.9     | <del>3.1</del> 3.4     | <del>2.9</del> 1.2          | <del>0.0</del> 0.1            | <del>64.3</del> 64.4         |
| Pujali            | <del>13.8</del> 12.5   | <del>5.7</del> 5.8     | <del>20.3</del> 20.0        | 0.0                           | <del>62.2</del> 62.1         |
| Rajpur Sonarpur   | <del>3.7</del> 9.2     | <del>1.8</del> 1.7     | <del>4.1</del> 4.4          | 0.0                           | <del>56.6</del> 36.7         |

C) Status on fund released to the ULBs during April, 2009 to March, 2010

| ULB               | Fund released          |      | No. of Beneficiary under JSY |
|-------------------|------------------------|------|------------------------------|
|                   | Urban Health Programme | JSY  |                              |
| Baruipur          | 6.71                   | 0.50 | 63                           |
| Budge Budge       | 45.19                  | 1.50 | 88                           |
| Diamond Harbour   | 11.09                  | 0.00 | 0                            |
| Jaynagar Mazilpur | 11.30                  | 0.00 | 74                           |
| Maheshtala        | 89.26                  | 8.00 | 1150                         |
| Pujali            | 15.97                  | 1.30 | 0                            |
| Rajpur Sonarpur   | 93.31                  | 4.50 | 354                          |



8.9.10

(30)  
P

Meinhle - 22  
Pujals - 4  
Budge - 4

Banken

Bishnupur

Bcharipur

Cochin Bopur

Jangipur

Kalva

Krishnapur

Madani pur

Pandla

Suri

|       | CBR        | CDP       | IME         | MMR       | CPL            |
|-------|------------|-----------|-------------|-----------|----------------|
| Bally | (8.76) 9.5 | (2.5) 2.7 | (2.3) 1.3   | (0) 0     | (6.2) (2.4)    |
| Bamr  | (8.0) 8.9  | (3.4) 3.5 | (19.2) 20.8 | (0.4) 2.6 | 60.9           |
| Yulu  | (10.2) 8.0 | (5.1) 5.4 | (23.1) 22.8 | (1.9) 0   | 61.9<br>(61.5) |

Impact of Services Rendered (2009 - 10) :  
Major Achievements of Community Based Primary  
Health Care Services in 63 Non-KMA ULBs

| Sl. No. | Name of ULB            | Couple Protection Rate (CPR) | Vital Statistics       |                        |                             |                               |
|---------|------------------------|------------------------------|------------------------|------------------------|-----------------------------|-------------------------------|
|         |                        |                              | Crude Birth Rate (CBR) | Crude Death Rate (CDR) | Infant Mortality Rate (IMR) | Maternal Mortality Rate (MMR) |
| 1       | ARAMBAG                | 53.4                         | 13.0                   | 5.9                    | 31.5                        | 0.0                           |
| 2       | ASHOKENAGAR KALYANGARH | 55.6                         | 12.1                   | 5.7                    | 15.9                        | 0.0                           |
| 3       | BADURIA                | 48.4                         | 10.7                   | 4.3                    | 14.5                        | 0.0                           |
| 4       | BASIRHAT               | 51.1                         | 11.9                   | 4.6                    | 3.8                         | 0.0                           |
| 5       | BELDANGA               | 54.1                         | 17.2                   | 6.6                    | 33.7                        | 0.0                           |
| 6       | BIRNAGAR               | 51.8                         | 11.9                   | 6.3                    | 27.0                        | 9.0                           |
| 7       | BANGOAN                | 56.2                         | 11.8                   | 6.1                    | 21.5                        | 0.0                           |
| 8       | CHAKDAH                | 49.5                         | 10.5                   | 7.3                    | 44.1                        | 0.0                           |
| 9       | CHANDRAKONA            | 46.5                         | 15.7                   | 6.3                    | 22.5                        | 0.0                           |
| 10      | CONTAI                 | 52.5                         | 11.7                   | 5.0                    | 33.8                        | 0.0                           |
| 11      | COOPERS CAMP           | 49.0                         | 11.1                   | 5.5                    | 43.4                        | 0.0                           |
| 12      | DAINHAT                | 50.5                         | 11.5                   | 5.7                    | 21.9                        | 7.3                           |
| 13      | DALKHOLA               | 54.2                         | 12.5                   | 6.2                    | 60.1                        | 0.0                           |
| 14      | DHUPGURI               | 46.9                         | 18.5                   | 5.4                    | 0.0                         | 0.0                           |
| 15      | DHULIAN                | 40.9                         | 20.4                   | 6.0                    | 65.3                        | 0.0                           |
| 16      | DIAMOND HARBOUR        | 59.5                         | 13.2                   | 6.6                    | 56.9                        | 0.0                           |
| 17      | DINHATA                | 48.5                         | 10.3                   | 7.8                    | 60.2                        | 0.0                           |
| 18      | DUBRAJPUR              | 48.6                         | 13.0                   | 6.7                    | 28.8                        | 0.0                           |
| 19      | EGRA                   | 55.2                         | 15.5                   | 5.5                    | 22.8                        | 0.0                           |
| 20      | GANGARAMPUR            | 51.2                         | 10.3                   | 5.3                    | 49.3                        | 0.0                           |
| 21      | GHATAL                 | 50.1                         | 9.2                    | 5.4                    | 13.9                        | 6.9                           |
| 22      | GOBORDANGA             | 55.0                         | 9.4                    | 4.9                    | 10.5                        | 8.3                           |
| 23      | GUSHKARA               | 48.2                         | 13.1                   | 6.5                    | 10.5                        | 4.0                           |
| 24      | HABRA                  | 53.2                         | 11.1                   | 4.3                    | 14.3                        | 0.0                           |
| 25      | HALDIA                 | 55.8                         | 14.6                   | 4.6                    | 34.3                        | 2.6                           |
| 26      | HALDIBARI              | 46.6                         | 12.1                   | 7.5                    | 39.0                        | 0.0                           |
| 27      | ISLAMPUR               | 44.1                         | 11.8                   | 5.6                    | 34.7                        | 0.0                           |
| 28      | JAMURIA                | 49.5                         | 20.2                   | 9.1                    | 6.0                         | 0.0                           |
| 29      | JHALDA                 | 48.3                         | 21.3                   | 7.8                    | 31.2                        | 4.5                           |
| 30      | JHARGRAM               | 60.2                         | 12.9                   | 4.5                    | 17.0                        | 4.2                           |
| 31      | JIAGANJ AZIMGANJ       | 55.2                         | 11.9                   | 5.6                    | 35.9                        | 6.0                           |
| 32      | JOYNAGAR MAZILPUR      | 56.0                         | 13.5                   | 5.2                    | 27.8                        | 0.0                           |
| 33      | KALIAGANJ              | 53.6                         | 10.6                   | 5.1                    | 37.6                        | 0.0                           |
| 34      | KALIMPONG              | 46.3                         | 9.9                    | 5.8                    | 53.8                        | 0.0                           |
| 35      | KANDI                  | 51.4                         | 12.6                   | 5.4                    | 34.2                        | 3.4                           |
| 36      | KATWA                  | 50.5                         | 11.2                   | 5.2                    | 35.0                        | 0.0                           |
| 37      | KHARAR                 | 58.2                         | 13.1                   | 5.5                    | 50.0                        | 0.0                           |
| 38      | KHIRPAI                | 57.5                         | 14.9                   | 6.6                    | 22.2                        | 0.0                           |
| 39      | KULTI                  |                              |                        |                        |                             |                               |
| 40      | KURSEONG               | 51.5                         | 13.5                   | 7.5                    | 0.0                         | 0.0                           |
| 41      | MAL                    | 57.5                         | 11.1                   | 6.7                    | 58.0                        | 3.5                           |
| 42      | MATHA BHANGA           | 51.5                         | 9.2                    | 5.9                    | 50.0                        | 0.0                           |
| 43      | MEKHLIGANJ             | 58.4                         | 12.3                   | 5.1                    | 13.0                        | 0.0                           |
| 44      | MEMARI                 | 59.5                         | 13.0                   | 6.6                    | 26.5                        | 0.0                           |
| 45      | MIRIK                  | 47.2                         | 7.8                    | 5.7                    | 0.0                         | 0.0                           |
| 46      | MURSHIDABAD            | 51.5                         | 19.1                   | 5.5                    | 17.5                        | 3.5                           |
| 47      | NABADWIP               | 47.5                         | 10.3                   | 5.5                    | 20.6                        | 0.0                           |
| 48      | NALHATI                | 50.5                         | 18.8                   | 10.3                   | 13.1                        | 0.0                           |
| 49      | OLD MALDA              | 47.6                         | 14.1                   | 5.4                    | 16.9                        | 0.0                           |
| 50      | PANSKURA               | 50.2                         | 16.5                   | 5.5                    | 3.2                         | 0.0                           |
| 51      | RAGHUNATHPUR           |                              |                        |                        |                             |                               |
| 52      | RAMJIBANPUR            | 57.5                         | 14.1                   | 5.3                    | 38.0                        | 0.0                           |
| 53      | RAMPURHAT              | 52.7                         | 14.1                   | 5.1                    | 8.0                         | 4.6                           |
| 54      | RANAGHAT               | 55.3                         | 10.4                   | 5.6                    | 40.9                        | 8.2                           |
| 55      | RANIGANJ               | 52.5                         | 10.5                   | 4.1                    | 35.8                        | 2.5                           |
| 56      | SAINTHIA               | 50.2                         | 12.7                   | 5.7                    | 22.5                        | 3.7                           |
| 57      | SANTIPUR               | 56.4                         | 11.2                   | 4.9                    | 30.2                        | 0.0                           |
| 58      | SONAMUKHI              | 50.1                         | 15.6                   | 9.8                    | 33.5                        | 0.0                           |
| 59      | TAHERPUR               | 56.5                         | 10.2                   | 6.2                    | 16.1                        | 0.0                           |
| 60      | TAKI                   | 50.5                         | 11.8                   | 5.6                    | 23.9                        | 0.0                           |
| 61      | TAMLUK                 | 50.5                         | 11.1                   | 5.9                    | 28.0                        | 8.0                           |
| 62      | TARAKESWAR             | 58.5                         | 11.5                   | 5.3                    | 21.9                        | 0.0                           |
| 63      | TUFANGANJ              | 51.3                         | 9.1                    | 5.2                    | 30.3                        | 0.0                           |



Impact of Services Rendered (2009 - 10) :  
Major Achievements of Community Based Primary  
Health Care Services in 63 Non-KMA ULBs

o/c

Annexure - II

| Sl. No. | Name of ULB            | Maternal Health |      |                        | Child Health |         |         |         |
|---------|------------------------|-----------------|------|------------------------|--------------|---------|---------|---------|
|         |                        | At least 3 ANC  | TTPW | Institutional Delivery | BCG          | DPT-III | OPV-III | Measles |
| 1       | ARAMBAG                | 68.5            | 78.6 | 74.5                   | 89.5         | 87.3    | 87.3    | 71.5    |
| 2       | ASHOKENAGAR KALYANGARH | 60.7            | 66.5 | 85.7                   | 89.2         | 84.8    | 78.4    | 65.5    |
| 3       | BADURIA                | 61.5            | 74.3 | 75.2                   | 82.1         | 75.8    | 71.5    | 58.6    |
| 4       | BASIRHAT               | 69.5            | 70.2 | 79.2                   | 80.3         | 78.6    | 80.7    | 60.2    |
| 5       | BELDANGA               | 52.4            | 77.1 | 69.3                   | 76.9         | 56.6    | 56.6    | 55.2    |
| 6       | BIRNAGAR               | 79.8            | 87.1 | 79.5                   | 79.2         | 71.5    | 71.5    | 64.7    |
| 7       | BANGOAN                | 77.8            | 83.6 | 91.2                   | 91.5         | 85.9    | 85.9    | 64.8    |
| 8       | CHAKDAH                | 68.5            | 86.5 | 92.2                   | 97.0         | 74.1    | 74.1    | 66.9    |
| 9       | CHANDRAKONA            | 79.3            | 84.1 | 75.9                   | 89.1         | 75.6    | 75.6    | 55.3    |
| 10      | CONTAI                 | 68.4            | 69.0 | 69.4                   | 84.3         | 75.5    | 75.5    | 58.4    |
| 11      | COOPERS CAMP           | 59.8            | 78.2 | 76.0                   | 77.4         | 71.2    | 71.2    | 50.7    |
| 12      | DAINHAT                | 65.6            | 77.6 | 70.5                   | 71.2         | 60.5    | 60.5    | 40.2    |
| 13      | DALKHOLA               | 60.1            | 65.2 | 55.2                   | 70.2         | 50.5    | 51.2    | 40.2    |
| 14      | DHUPGURI               | 67.0            | 69.5 | 78.0                   | 78.8         | 80.0    | 79.5    | 50.2    |
| 15      | DHULIAN                | 35.2            | 45.5 | 32.4                   | 38.4         | 9.5     | 6.0     | 6.5     |
| 16      | DIAMOND HARBOUR        | 73.2            | 81.0 | 86.3                   | 89.4         | 74.8    | 81.3    | 65.9    |
| 17      | DINHATA                | 66.5            | 68.1 | 82.3                   | 82.0         | 64.1    | 61.1    | 50.2    |
| 18      | DUBRAJPUR              | 50.1            | 56.5 | 72.5                   | 68.5         | 60.3    | 60.3    | 50.5    |
| 19      | EGRA                   | 63.1            | 72.8 | 77.7                   | 81.5         | 76.3    | 76.4    | 52.5    |
| 20      | GANGARAMPUR            | 58.0            | 79.2 | 71.9                   | 85.2         | 79.3    | 79.3    | 69.0    |
| 21      | GHATAL                 | 69.2            | 70.2 | 75.5                   | 72.7         | 71.5    | 71.5    | 57.3    |
| 22      | GOBORDANGA             | 55.3            | 70.5 | 78.3                   | 79.6         | 71.2    | 72.5    | 55.3    |
| 23      | GUSHKARA               | 55.9            | 65.7 | 68.4                   | 70.5         | 71.2    | 71.2    | 56.5    |
| 24      | HABRA                  | 69.8            | 76.5 | 91.0                   | 92.0         | 81.2    | 81.2    | 61.4    |
| 25      | HALDIA                 | 56.3            | 60.2 | 63.7                   | 75.0         | 78.4    | 78.4    | 61.2    |
| 26      | HALDIBARI              | 61.3            | 62.3 | 73.5                   | 80.5         | 75.6    | 75.5    | 50.1    |
| 27      | ISLAMPUR               | 48.6            | 50.2 | 59.9                   | 60.0         | 40.5    | 42.1    | 30.2    |
| 28      | JAMURIA                | 65.3            | 65.6 | 62.1                   | 62.5         | 63.1    | 63.1    | 35.6    |
| 29      | JHALDA                 | 65.2            | 70.5 | 81.9                   | 79.0         | 65.5    | 65.5    | 45.2    |
| 30      | JHARGRAM               | 79.1            | 80.2 | 76.2                   | 76.5         | 72.3    | 72.3    | 58.1    |
| 31      | JIAGANJ AZIMGANJ       | 76.4            | 79.3 | 79.2                   | 79.5         | 76.7    | 76.6    | 60.5    |
| 32      | JOYNAGAR MAZILPUR      | 71.0            | 74.5 | 75.0                   | 83.3         | 66.7    | 66.0    | 45.8    |
| 33      | KALIAGANJ              | 79.6            | 84.2 | 88.5                   | 89.2         | 67.5    | 67.8    | 58.1    |
| 34      | KALIMPONG              | 69.5            | 75.5 | 84.6                   | 89.0         | 68.1    | 68.8    | 51.7    |
| 35      | KANDI                  | 65.7            | 73.0 | 80.1                   | 80.5         | 78.8    | 79.1    | 58.5    |
| 36      | KATWA                  | 70.1            | 88.4 | 78.5                   | 78.7         | 70.5    | 70.5    | 40.5    |
| 37      | KHARAR                 | 67.8            | 72.5 | 74.5                   | 75.2         | 76.2    | 76.2    | 66.1    |
| 38      | KHIRPAI                | 65.4            | 71.0 | 79.2                   | 86.4         | 78.5    | 78.5    | 61.7    |
| 39      | KULTI                  |                 |      |                        |              |         |         |         |
| 40      | KURSEONG               | 57.8            | 70.1 | 87.5                   | 86.5         | 72.3    | 72.1    | 48.5    |
| 41      | MAL                    | 69.8            | 80.5 | 89.5                   | 90.5         | 76.3    | 76.1    | 50.1    |
| 42      | MATHA BHANGA           | 72.5            | 86.7 | 89.2                   | 90.1         | 76.5    | 76.4    | 67.5    |
| 43      | MEKHLIGANJ             | 46.7            | 69.6 | 70.5                   | 71.2         | 72.7    | 72.5    | 49.4    |
| 44      | MEMARI                 | 70.5            | 71.8 | 85.1                   | 82.3         | 83.5    | 83.5    | 57.7    |
| 45      | MIRIK                  | 60.1            | 67.6 | 80.8                   | 82.5         | 65.4    | 66.2    | 57.5    |
| 46      | MURSHIDABAD            | 54.7            | 60.0 | 60.5                   | 60.0         | 41.6    | 41.6    | 27.8    |
| 47      | NABADWIP               | 75.7            | 86.3 | 85.1                   | 80.5         | 78.2    | 78.2    | 59.8    |
| 48      | NALHATI                | 66.8            | 70.8 | 69.7                   | 70.5         | 72.6    | 72.6    | 56.5    |
| 49      | OLD MALDA              | 55.0            | 60.6 | 67.5                   | 69.2         | 56.5    | 56.7    | 50.1    |
| 50      | PANSKURA               | 70.5            | 75.2 | 54.1                   | 62.5         | 65.3    | 65.3    | 60.1    |
| 51      | RAGHUNATHPUR           |                 |      |                        |              |         |         |         |
| 52      | RAMJIBANPUR            | 72.6            | 80.2 | 67.8                   | 77.9         | 72.5    | 72.5    | 65.3    |
| 53      | RAMPURHAT              | 71.5            | 75.3 | 77.8                   | 82.4         | 70.1    | 70.1    | 58.1    |
| 54      | RANAGHAT               | 69.5            | 71.5 | 85.0                   | 82.9         | 81.3    | 81.4    | 51.5    |
| 55      | RANIGANJ               | 65.2            | 68.5 | 70.2                   | 70.5         | 68.3    | 68.3    | 50.4    |
| 56      | SAINTHIA               | 70.2            | 72.5 | 80.5                   | 80.5         | 79.0    | 79.0    | 51.8    |
| 57      | SANTIPUR               | 74.3            | 84.5 | 91.5                   | 92.1         | 72.2    | 72.2    | 56.2    |
| 58      | SONAMUKHI              | 70.1            | 80.4 | 75.8                   | 78.5         | 65.4    | 65.6    | 53.5    |
| 59      | TAHERPUR               | 69.1            | 75.7 | 84.8                   | 84.3         | 75.2    | 75.2    | 56.5    |
| 60      | TAKI                   | 75.2            | 77.5 | 79.8                   | 80.0         | 75.2    | 76.0    | 60.5    |
| 61      | TAMLUK                 | 69.4            | 73.5 | 67.2                   | 67.1         | 70.2    | 70.1    | 56.6    |
| 62      | TARAKESWAR             | 79.5            | 81.2 | 89.5                   | 90.0         | 82.6    | 82.5    | 65.3    |
| 63      | TUFANGANJ              | 50.6            | 62.5 | 70.2                   | 71.0         | 72.7    | 73.3    | 65.8    |

28  
30  
31  
32  
29  
33

92.71  
kms + 3d

Impact of Services Rendered (2009 - 10) :  
Major Achievements of HHW Scheme in 11 Non-  
KMA ULBs

| Sl. No. | Name of ULB | Maternal Health |      |                        | Child Health |         |         |         |
|---------|-------------|-----------------|------|------------------------|--------------|---------|---------|---------|
|         |             | At least 3 ANC  | TTPW | Institutional Delivery | BCG          | DPT-III | OPV-III | Measles |
| 1       | Bankura     | 84.3            | 87.7 | 93.1                   | 92.5 ✓       | 86.5 ✓  | 86.7    | 65.5    |
| 2       | Berhampur   | 84.6            | 76.5 | 96.7                   | 96.7         | 83.3 ✓  | 83.2    | 60.0    |
| 3       | Bishnupur   | 82.5            | 86.2 | 90.9                   | 90.4         | 95.2    | 95.2    | 60.5    |
| 4       | Bolpur      | 74.2            | 89.0 | 94.2                   | 90.0         | 75.2    | 75.3    | 61.5    |
| 5       | Cooch behar | 74.5            | 81.2 | 93.5                   | 93.6         | 74.8    | 76.1    | 65.5    |
| 6       | Jangipur    | 48.8            | 69.8 | 55.0                   | 87.9         | 71.2    | 72.1    | 65.5    |
| 7       | Kaina       | 85.4            | 88.9 | 91.2 ✓                 | 91.0         | 95.2    | 95.3    | 65.5    |
| 8       | Krishnagar  | 79.7            | 89.5 | 98.2                   | 94.5         | 92.3    | 92.3 ✓  | 61.5 ✓  |
| 9       | Medinipur   | 74.5            | 80.8 | 89.0                   | 95.4         | 90.8    | 90.8    | 73.6    |
| 10      | Purulia     | 82.5            | 92.2 | 78.8                   | 80.5         | 87.2    | 87.1    | 61.2 ✓  |
| 11      | Suri        | 70.8            | 82.5 | 89.6                   | 89.8         | 82.5    | 82.5    | 70.5    |



Impact of Services Rendered (2009 - 10) :  
Major Achievements of HHW Scheme in 11 Non-  
KMA ULBs

| Sl. No. | Name of ULB | Couple Protection Rate (CPR) | Vital Statistics       |                        |                             |                               |
|---------|-------------|------------------------------|------------------------|------------------------|-----------------------------|-------------------------------|
|         |             |                              | Crude Birth Rate (CBR) | Crude Death Rate (CDR) | Infant Mortality Rate (IMR) | Maternal Mortality Rate (MMR) |
| 1       | Bankura     | 62.6                         | 13.1                   | 4.0                    | 18.2                        | 0.0                           |
| 2       | Berhampur   | 60.5                         | 11.1                   | 3.1                    | 53.9                        | 0.0                           |
| 3       | Bishnupur   | 64.5                         | 10.6                   | 5.0                    | 24.1                        | 0.0                           |
| 4       | Bolpur      | 61.5                         | 15.2                   | 6.1                    | 26.8                        | 0.0                           |
| 5       | Cooch behar | 59.4                         | 10.2                   | 6.1                    | 13.5                        | 4.5                           |
| 6       | Jangipur    | 59.1                         | 10.8                   | 4.9                    | 25.3                        | 4.2                           |
| 7       | Kalna       | 59.8                         | 15.1                   | 5.1                    | 20.1                        | 6.7                           |
| 8       | Krishnagar  | 54.5                         | 15.1                   | 4.8                    | 24.6                        | 0.0                           |
| 9       | Medinipur   | 61.2                         | 13.7                   | 4.1                    | 15.2                        | 0.0                           |
| 10      | Purulia     | 61.5                         | 14.1                   | 4.9                    | 24.8                        | 2.2                           |
| 11      | Suri        | 61.2                         | 14.1                   | 4.4                    | 14.7                        | 0.7                           |

## HHW Scheme in 11 Non-KMA ULBs-\*/\*\*

### STATUS REPORT

**Impact of Services Rendered :**

**A ) Improving Maternal Health :**

(Fig. in %)

| ULBs           | At least 3 ANC |             |             |             |
|----------------|----------------|-------------|-------------|-------------|
|                | B (2005)       | A (2006-07) | A (2007-08) | A (2008-09) |
| Bankura        | 23.9           | 40.8        | 70.6        | 73.2        |
| Berhampur      | 28.1           | 63.1        | 74.8        | 84.5        |
| Bishnupur      | 12.9           | 71.8        | 80.7        | 81.0        |
| Bolpur         | 15.2           | 35.5        | 59.6        | 64.5        |
| Cooch Bihar    | 31.9           | 52.8        | 72.8        | 74.1        |
| Jangipur       | 12.1           | 18.9        | 44.7        | 44.0        |
| Kalna          | 31.2           | 65.7        | 71.7        | 74.2        |
| Krishnagar     | 7.8            | 44.4        | 77.5        | 79.6        |
| Medinipur      | 13.4           | 40.5        | 62.0        | 64.2        |
| Purulia        | 52.0           | 71.4        | 79.5        | 80.1        |
| Suri           | 14.2           | 37.8        | 50.7        | 59.3        |
| <b>Average</b> | <b>22.1</b>    | <b>49.3</b> | <b>67.7</b> | <b>70.8</b> |

| ULBs           | TTPW        |             |             |                  |
|----------------|-------------|-------------|-------------|------------------|
|                | B (2005)    | A (2006-07) | A (2007-08) | A (2008-09)      |
| Bankura        | 60.9        | 61.5        | 69.6        | 71.8             |
| Berhampur      | 60.9        | 63.7        | 74.1        | 76.4             |
| Bishnupur      | 84.3        | 87.3        | 86.5        | 86.0             |
| Bolpur         | 74.3        | 82.7        | 82.1        | 89.1             |
| Cooch Bihar    | 77.7        | 77.9        | 80.3        | 81.0             |
| Jangipur       | 52.6        | 54.4        | 63.3        | 69.7             |
| Kalna          | 79.0        | 81.6        | 88.7        | 88.9             |
| Krishnagar     | 58.1        | 82.9        | 87.7        | 91.6             |
| Medinipur      | 65.9        | 57.5        | 67.5        | 69.3             |
| Purulia        | 73.3        | 86.1        | 88.0        | 92.1             |
| Suri           | 70.2        | 74.0        | 81.2        | 81.3             |
| <b>Average</b> | <b>68.8</b> | <b>73.6</b> | <b>79.0</b> | <b>81.6</b> 82.6 |

| ULBs           | Institutional Delivery |             |             |             |
|----------------|------------------------|-------------|-------------|-------------|
|                | B (2005)               | A (2006-07) | A (2007-08) | A (2008-09) |
| Bankura        | 83.8                   | 92.6        | 92.4        | 93.3        |
| Berhampur      | 94.1                   | 94.6        | 95.7        | 96.4        |
| Bishnupur      | 85.1                   | 87.7        | 90.0        | 91.1        |
| Bolpur         | 88.8                   | 92.1        | 89.5        | 93.5        |
| Cooch Bihar    | 78.4                   | 83.8        | 92.6        | 93.0        |
| Jangipur       | 32.2                   | 46.9        | 39.0        | 50.7        |
| Kalna          | 76.7                   | 89.1        | 90.3        | 91.2        |
| Krishnagar     | 95.4                   | 96.1        | 95.5        | 96.5        |
| Medinipur      | 80.4                   | 81.2        | 83.1        | 85.2        |
| Purulia        | 56.7                   | 59.7        | 65.3        | 68.7        |
| Suri           | 72.2                   | 79.6        | 82.6        | 83.7        |
| <b>Average</b> | <b>76.7</b>            | <b>82.1</b> | <b>83.3</b> | <b>85.8</b> |



8) Improving Child health :

(Fig. in %)

| ULBs           | BCG         |             |             |             |
|----------------|-------------|-------------|-------------|-------------|
|                | B (2005)    | A (2006-07) | A (2007-08) | A (2008-09) |
| Bankura        | 57.1        | 98.6        | 90.0        | 92.0        |
| Berhampur      | 56.9        | 77.0        | 81.0        | 95.0        |
| Bishnupur      | 61.4        | 87.1        | 88.2        | 90.1        |
| Bolpur         | 57.4        | 85.5        | 87.7        | 89.0        |
| Cooch Bihar    | 65.3        | 87.0        | 89.1        | 89.8        |
| Jangipur       | 38.8        | 64.6        | 69.0        | 70.0        |
| Kalna          | 75.5        | 85.7        | 88.2        | 90.9        |
| Krishnagar     | 75.7        | 91.7        | 93.6        | 94.3        |
| Medinipur      | 44.1        | 88.7        | 90.7        | 91.1        |
| Purulia        | 51.2        | 67.3        | 75.6        | 79.2        |
| Suri           | 49.8        | 69.0        | 75.8        | 81.3        |
| <b>Average</b> | <b>57.6</b> | <b>82.0</b> | <b>84.4</b> | <b>87.5</b> |

| ULBs           | DPT III     |             |             |             |
|----------------|-------------|-------------|-------------|-------------|
|                | B (2005)    | A (2006-07) | A (2007-08) | A (2008-09) |
| Bankura        | 50.6        | 64.1        | 72.5        | 81.7        |
| Berhampur      | 49.1        | 78.2        | 81.8        | 83.2        |
| Bishnupur      | 58.5        | 94.5        | 95.5        | 96.1        |
| Bolpur         | 48.3        | 57.5        | 68.2        | 70.2        |
| Cooch Bihar    | 61.3        | 72.6        | 74.7        | 75.3        |
| Jangipur       | 36.2        | 42.1        | 48.1        | 71.0        |
| Kalna          | 64.5        | 89.3        | 91.0        | 95.1        |
| Krishnagar     | 69.1        | 86.9        | 90.8        | 91.2        |
| Medinipur      | 35.4        | 77.3        | 86.5        | 90.3        |
| Purulia        | 43.1        | 76.7        | 80.2        | 85.6        |
| Suri           | 43.1        | 50.0        | 77.5        | 80.2        |
| <b>Average</b> | <b>50.8</b> | <b>71.7</b> | <b>78.8</b> | <b>83.6</b> |

| ULBs           | OPV III     |             |             |             |
|----------------|-------------|-------------|-------------|-------------|
|                | B (2005)    | A (2006-07) | A (2007-08) | A (2008-09) |
| Bankura        | 49.5        | 64.1        | 72.5        | 82.5        |
| Berhampur      | 49.1        | 78.2        | 81.8        | 83.2        |
| Bishnupur      | 57.2        | 94.5        | 95.5        | 96.1        |
| Bolpur         | 48.0        | 66.2        | 69.5        | 71.5        |
| Cooch Bihar    | 60.0        | 72.6        | 75.0        | 76.4        |
| Jangipur       | 36.2        | 43.5        | 48.5        | 72.0        |
| Kalna          | 64.8        | 90.0        | 91.5        | 95.5        |
| Krishnagar     | 69.4        | 87.5        | 90.7        | 91.2        |
| Medinipur      | 35.5        | 77.2        | 87.0        | 90.5        |
| Purulia        | 43.1        | 76.7        | 81.0        | 86.0        |
| Suri           | 43.5        | 52.0        | 77.7        | 81.0        |
| <b>Average</b> | <b>50.6</b> | <b>73.0</b> | <b>79.2</b> | <b>84.2</b> |

| ULBs           | Measles     |             |             |             |
|----------------|-------------|-------------|-------------|-------------|
|                | B (2005)    | A (2006-07) | A (2007-08) | A (2008-09) |
| Bankura        | 35.5        | 59.9        | 61.3        | 62.5        |
| Berhampur      | 40.1        | 54.2        | 58.2        | 59.0        |
| Bishnupur      | 44.3        | 55.0        | 57.2        | 59.5        |
| Bolpur         | 27.1        | 45.0        | 59.0        | 61.2        |
| Cooch Bihar    | 47.7        | 54.7        | 58.5        | 60.6        |
| Jangipur       | 28.0        | 41.5        | 45.5        | 51.9        |
| Kalna          | 52.4        | 55.5        | 58.6        | 62.4        |
| Krishnagar     | 53.5        | 55.0        | 57.5        | 60.6        |
| Medinipur      | 28.8        | 51.2        | 55.3        | 58.6        |
| Purulia        | 37.5        | 50.5        | 57.4        | 60.9        |
| Suri           | 34.0        | 48.9        | 52.3        | 59.5        |
| <b>Average</b> | <b>39.0</b> | <b>51.9</b> | <b>56.4</b> | <b>59.7</b> |



6) Contraception Coverage :

| ULBs           | Couple Protection Rate (CPR) |             |             |             |
|----------------|------------------------------|-------------|-------------|-------------|
|                | B (2005)                     | A (2006-07) | A (2007-08) | A (2008-09) |
| Bankura        | 52.0                         | 54.6        | 59.0        | 62.9        |
| Berhampur      | 51.3                         | 57.3        | 59.2        | 62.8        |
| Bishnupur      | 52.6                         | 54.5        | 57.6        | 61.5        |
| Bolpur         | 61.8                         | 62.0        | 62.9        | 64.5        |
| Cooch Bihar    | 56.7                         | 57.5        | 58.9        | 62.1        |
| Jangipur       | 51.1                         | 55.3        | 59.8        | 62.3        |
| Kalna          | 59.2                         | 60.1        | 62.5        | 65.0        |
| Krishnagar     | 55.0                         | 57.2        | 59.3        | 62.2        |
| Medinipur      | 53.8                         | 54.6        | 58.6        | 62.5        |
| Purulia        | 54.1                         | 55.0        | 60.2        | 63.2        |
| Suri           | 60.1                         | 62.3        | 63.5        | 64.0        |
| <b>Average</b> | <b>55.2</b>                  | <b>57.3</b> | <b>60.1</b> | <b>63.0</b> |

2) Vital Statistics :

| ULBs           | Crude Birth Rate (CBR) |             |             |             |
|----------------|------------------------|-------------|-------------|-------------|
|                | B (2005)               | A (2006-07) | A (2007-08) | A (2008-09) |
| Bankura        | 36.9                   | 16.0        | 13.5        | 12.5        |
| Berhampur      | 45.1                   | 20.8        | 15.6        | 13.9        |
| Bishnupur      | 31.8                   | 16.9        | 13.8        | 13.6        |
| Bolpur         | 35.3                   | 23.2        | 18.6        | 15.8        |
| Cooch Bihar    | 42.9                   | 25.1        | 19.6        | 15.2        |
| Jangipur       | 35.5                   | 21.7        | 16.5        | 14.6        |
| Kalna          | 37.8                   | 23.1        | 19.2        | 17.3        |
| Krishnagar     | 36.5                   | 22.7        | 17.6        | 15.3        |
| Medinipur      | 38.1                   | 21.5        | 16.3        | 13.9        |
| Purulia        | 30.3                   | 22.5        | 17.4        | 14.8        |
| Suri           | 40.4                   | 23.5        | 17.7        | 14.9        |
| <b>Average</b> | <b>37.3</b>            | <b>21.5</b> | <b>16.9</b> | <b>14.7</b> |

| ULBs           | Crude Death Rate (CDR) |             |             |             |
|----------------|------------------------|-------------|-------------|-------------|
|                | B (2005)               | A (2006-07) | A (2007-08) | A (2008-09) |
| Bankura        | 3.4                    | 2.8         | 3.0         | 2.9         |
| Berhampur      | 4.7                    | 3.0         | 3.4         | 3.3         |
| Bishnupur      | 5.4                    | 3.2         | 3.7         | 3.5         |
| Bolpur         | 9.9                    | 7.1         | 6.5         | 6.3         |
| Cooch Bihar    | 7.1                    | 6.7         | 6.4         | 6.2         |
| Jangipur       | 4.7                    | 4.5         | 4.7         | 4.8         |
| Kalna          | 5.9                    | 5.7         | 5.6         | 5.4         |
| Krishnagar     | 6.9                    | 4.8         | 4.2         | 4.1         |
| Medinipur      | 7.9                    | 5.6         | 4.6         | 4.2         |
| Purulia        | 7.6                    | 5.4         | 5.2         | 5.0         |
| Suri           | 5.4                    | 5.2         | 5.0         | 4.9         |
| <b>Average</b> | <b>6.3</b>             | <b>4.9</b>  | <b>4.8</b>  | <b>4.6</b>  |

| ULBs           | Infant Mortality Rate (IMR) |             |             |             |
|----------------|-----------------------------|-------------|-------------|-------------|
|                | B (2005)                    | A (2006-07) | A (2007-08) | A (2008-09) |
| Bankura        | 22.3                        | 7.2         | 4.2         | 10.12       |
| Berhampur      | 25.4                        | 26.3        | 39.7        | 10.91       |
| Bishnupur      | 22.4                        | 15.0        | 59.4        | 36.87       |
| Bolpur         | 24.6                        | 26.6        | 35.1        | 31.41       |
| Cooch Bihar    | 21.3                        | 21.2        | 44.6        | 26.55       |
| Jangipur       | 19.3                        | 3.9         | 37.9        | 25.64       |
| Kalna          | 18.2                        | 22.1        | 28.6        | 31.53       |
| Krishnagar     | 15.6                        | 16.7        | 25.9        | 9.73        |
| Medinipur      | 21.8                        | 7.6         | 12.7        | 2.36        |
| Purulia        | 36.0                        | 23.6        | 34.0        | 40.54       |
| Suri           | 23.3                        | 39.6        | 43.5        | 46.67       |
| <b>Average</b> |                             |             |             |             |



+

| ULBs           | Maternal Mortality Rate (MMR) |             |             |             |
|----------------|-------------------------------|-------------|-------------|-------------|
|                | B (2005)                      | A (2006-07) | A (2007-08) | A (2008-09) |
| Bankura        | 3.7                           | 0           | 0           | 2.02        |
| Berhampur      | 2.9                           | 0           | 0           | 0.00        |
| Bishnupur      | 1.5                           | 0           | 9.1         | 0.00        |
| Bolpur         | 2.1                           | 0           | 0           | 0.00        |
| Cooch Bihar    | 1.8                           | 0           | 5.0         | 0.00        |
| Jangipur       | 2.1                           | 0           | 0           | 0.00        |
| Kalna          | 1.7                           | 4.9         | 0           | 0.00        |
| Krishnagar     | 2.4                           | 2.8         | 0           | 0.00        |
| Medinipur      | 1.9                           | 0           | 6.3         | 0.00        |
| Purulia        | 1.3                           | 2.8         | 0           | 0.00        |
| Suri           | 1.2                           | 0           | 0           | 0.00        |
| <b>Average</b> |                               |             |             |             |

**B : Baseline**  
**A : Achievement**

03.06.2009

## HHW Scheme in 11 Non-KMA ULBs

Status Report during FY 2007 - 08

**Date of Launching** : February, 2004

**The Municipalities covered under the Project** : Bankura, Berhampur, Bishnupur, Bolpur,  
Cooch Behar, Jangipur, Kalna, Krishnagar,  
Medinipur, Purulia, Suri.

**Total BPL Population covered** : 2.86 Lakhs

**Health Facilities & Health Manpower under the project :**

| ULBs        | Health Facilities |                 |             |
|-------------|-------------------|-----------------|-------------|
|             | Block             | Sub-Health Post | Health Post |
| Bankura     | 28                | 6               | 1           |
| Berhampur   | 40                | 8               | 1           |
| Bishnupur   | 14                | 3               | 1           |
| Bolpur      | 14                | 3               | 1           |
| Cooch Bihar | 17                | 4               | 1           |
| Jangipur    | 19                | 4               | 1           |
| Kalna       | 12                | 3               | 1           |
| Krishnagar  | 35                | 7               | 1           |
| Medinipur   | 38                | 8               | 1           |
| Purulia     | 29                | 6               | 1           |
| Suri        | 14                | 3               | 1           |

| ULBs        | Approved Health Manpower |              |             |     |              |
|-------------|--------------------------|--------------|-------------|-----|--------------|
|             | At Block Level           | At SHP Level | At HP Level |     |              |
|             | HHW                      | FTS          | PTMO        | ANM | Clerk cum SK |
| Bankura     | 28                       | 6            | 3           | 3   | 1            |
| Berhampur   | 40                       | 8            | 3           | 3   | 1            |
| Bishnupur   | 14                       | 3            | 2           | 2   | 1            |
| Bolpur      | 14                       | 3            | 2           | 2   | 1            |
| Cooch Bihar | 17                       | 4            | 2           | 2   | 1            |
| Jangipur    | 19                       | 4            | 2           | 2   | 1            |
| Kalna       | 12                       | 3            | 2           | 2   | 1            |
| Krishnagar  | 35                       | 7            | 3           | 3   | 1            |
| Medinipur   | 38                       | 8            | 3           | 3   | 1            |
| Purulia     | 29                       | 6            | 3           | 3   | 1            |
| Suri        | 14                       | 3            | 2           | 2   | 1            |

Contd. to P-2.



Impact of Services Rendered ( 2007—2008 ) :

A ) Improving Maternal Health :

(Fig. in %)

| ULBs        | Maternal Health |           |      |           |                        |           |
|-------------|-----------------|-----------|------|-----------|------------------------|-----------|
|             | At least 3 ANC  |           | TTPW |           | Institutional Delivery |           |
|             | B               | A         | B    | A         | B                      | A         |
| Bankura     | 23.9            | 70.6      | 60.9 | 92.8      | 83.8                   | 92.4      |
| Berhampur   | 28.1            | 74.8 76.2 | 60.9 | 74.1 76.9 | 94.1                   | 95.7 95.8 |
| Bishnupur   | 12.9            | 80.7      | 84.3 | 86.5      | 85.1                   | 90.0      |
| Bolpur      | 15.2            | 59.6      | 74.3 | 82.1      | 88.8                   | 89.5      |
| Cooch Bihar | 31.9            | 72.8      | 77.7 | 84.3      | 78.4                   | 92.6      |
| Jangipur    | 12.1            | 44.7 46.3 | 52.6 | 63.3 65.4 | 32.2                   | 39.0 41.5 |
| Kalna       | 31.2            | 65.7      | 79.0 | 89.7      | 76.7                   | 89.1      |
| Krishnagar  | 7.8             | 79.6 81.1 | 58.1 | 82.9 83.4 | 95.4                   | 95.5 95.7 |
| Medinipur   | 13.4            | 62.0 63.8 | 65.9 | 67.5 69.3 | 80.4                   | 81.2 83.7 |
| Purulia     | 52.0            | 100.0     | 73.3 | 100.0     | 56.7                   | 65.3      |
| Suri        | 14.2            | 50.7      | 70.2 | 81.2      | 72.2                   | 82.6      |

B ) Improving Child health ( 2007 - 2008 ) :

(Fig. in %)

| ULBs        | Child Health |           |         |             |         |             |         |           |
|-------------|--------------|-----------|---------|-------------|---------|-------------|---------|-----------|
|             | BCG          |           | DPT III |             | OPV III |             | Measles |           |
|             | B            | A         | B       | A           | B       | A           | B       | A         |
| Bankura     | 57.1         | 90.0      | 50.6    | 64.1        | 49.5    | 64.1        | 35.5    | 65.3      |
| Berhampur   | 56.9         | 94.0      | 49.1    | 81.8        | 49.1    | 81.8        | 40.1    | 64.2      |
| Bishnupur   | 61.4         | 98.2      | 58.5    | 100.0       | 57.2    | 100.0       | 44.3    | 100.0     |
| Bolpur      | 57.4         | 87.7      | 48.3    | 100.0       | 48.0    | 100.0       | 27.1    | 94.2      |
| Cooch Bihar | 65.3         | 100.0     | 61.3    | 80.7        | 60.0    | 80.7        | 47.7    | 81.2      |
| Jangipur    | 38.8         | 89.0      | 36.2    | 73.1        | 36.2    | 73.1        | 28.0    | 67.4      |
| Kalna       | 75.5         | 100.0     | 64.5    | 100.0       | 64.8    | 100.0       | 52.4    | 93.6      |
| Krishnagar  | 75.7         | 98.6 98.9 | 69.1    | 90.8 91.7   | 69.4    | 90.7 91.7   | 53.5    | 97.2 97.4 |
| Medinipur   | 44.1         | 90.7 91.3 | 35.4    | 100.0 100.0 | 35.5    | 100.0 100.0 | 28.8    | 71.3 73.4 |
| Purulia     | 51.2         | 98.6      | 43.1    | 90.1        | 43.1    | 90.1        | 37.5    | 68.7      |
| Suri        | 49.8         | 92.8      | 43.1    | 80.2        | 43.5    | 80.2        | 34.0    | 71.0      |

Contd. to P-3.

C) Contraception Coverage :

(Fig. in %)

| ULBs        | Contraception Coverage      |      |                                     |      | Couple Protection Rate (CPR) |      |
|-------------|-----------------------------|------|-------------------------------------|------|------------------------------|------|
|             | Permanent Method (Ligation) |      | Temporary Method (IUD, OCP, Condom) |      | B                            | A    |
|             | B                           | A    | B                                   | A    |                              |      |
| Bankura     | 22.5                        | 43.5 | 16.5                                | 29.9 | 39.0                         | 73.4 |
| Berhampur   | 19.0                        | 45.2 | 32.3                                | 27.1 | 51.3                         | 72.3 |
| Bishnupur   | 40.3                        | 42.4 | 34.4                                | 36.7 | 72.6                         | 79.1 |
| Bolpur      | 30.2                        | 46.7 | 31.6                                | 34.3 | 61.8                         | 81.0 |
| Cooch Bihar | 20.0                        | 30.3 | 29.7                                | 40.8 | 49.7                         | 71.1 |
| Jangipur    | 25.1                        | 23.5 | 30.4                                | 32.6 | 51.1                         | 56.1 |
| Kalna       | 40.2                        | 50.0 | 19.0                                | 29.4 | 59.2                         | 79.4 |
| Krishnagar  | 44.3                        | 28.8 | 31.8                                | 42.3 | 70.0                         | 71.1 |
| Medinipur   | 21.1                        | 28.2 | 24.7                                | 36.0 | 45.8                         | 64.2 |
| Purulia     | 38.2                        | 40.2 | 9.9                                 | 25.8 | 48.1                         | 78.3 |
| Suri        | 57.3                        | 48.7 | 24.1                                | 27.5 | 75.1                         | 76.2 |



## DFID Funded HHW Scheme in 11 ULBs

Impact of Services Rendered ( 2007 – 2008 ) :

a ) Improving Maternal Health :

*(Fig. In %)*

| ULBs           | Maternal Health |             |             |             |                        |             |
|----------------|-----------------|-------------|-------------|-------------|------------------------|-------------|
|                | At least 3 ANC  |             | TTPW        |             | Institutional Delivery |             |
|                | B               | A           | B           | A           | B                      | A           |
| Bankura        | 23.9            | 70.6        | 60.9        | 92.8        | 83.8                   | 92.4        |
| Behrampur      | 28.1            | 74.8        | 60.9        | 74.1        | 94.1                   | 95.7        |
| Bishnupur      | 2.9             | 80.7        | 84.3        | 74.3        | 85.1                   | 90.0        |
| Bolpur         | 15.2            | 59.6        | 74.3        | 66.1        | 88.8                   | 88.3        |
| Cooch Bihar    | 31.9            | 72.8        | 77.7        | 74.3        | 78.4                   | 92.6        |
| Jangipur       | 12.1            | 44.7        | 52.6        | 63.3        | 32.2                   | 39.0        |
| Kalna          | 31.2            | 65.7        | 79.0        | 89.7        | 76.7                   | 89.1        |
| Krishnanagar   | 7.8             | 79.6        | 87.8        | 82.9        | 96.1                   | 95.5        |
| Medinipur      | 13.4            | 62.0        | 65.9        | 67.5        | 80.4                   | 81.2        |
| Purulia        | 52.0            | 100.0       | 73.3        | 100.0       | 56.7                   | 65.3        |
| Suri           | 14.2            | 50.7        | 70.2        | 81.2        | 72.2                   | 82.6        |
| <b>Average</b> | <b>21.2</b>     | <b>69.2</b> | <b>71.5</b> | <b>78.7</b> | <b>76.8</b>            | <b>82.9</b> |

## HHW Scheme in 11 Non-KMA ULBs

Status Report during FY 2006 - 07

**Date of Launching** : February, 2004

**The Municipalities covered under the Project** : Bankura, Berhampur, Bishnupur, Bolpur,  
Cooch Behar, Jangipur, Kalna, Krishnagar,  
Medinipur, Purulia, Suri.

**Total BPL Population covered** : 2.86 Lakhs

**Health Facilities & Health Manpower under the project :**

| ULBs        | Health Facilities |                 |             |
|-------------|-------------------|-----------------|-------------|
|             | Block             | Sub-Health Post | Health Post |
| Bankura     | 28                | 6               | 1           |
| Berhampur   | 40                | 8               | 1           |
| Bishnupur   | 14                | 3               | 1           |
| Bolpur      | 14                | 3               | 1           |
| Cooch Bihar | 17                | 4               | 1           |
| Jangipur    | 19                | 4               | 1           |
| Kalna       | 12                | 3               | 1           |
| Krishnagar  | 35                | 7               | 1           |
| Medinipur   | 38                | 8               | 1           |
| Purulia     | 29                | 6               | 1           |
| Suri        | 14                | 3               | 1           |

| ULBs        | Approved Health Manpower |              |             |     |              |
|-------------|--------------------------|--------------|-------------|-----|--------------|
|             | At Block Level           | At SHP Level | At HP Level |     |              |
|             | HHW                      | FTS          | PTMO        | ANM | Clerk cum SK |
| Bankura     | 28                       | 6            | 3           | 3   | 1            |
| Berhampur   | 40                       | 8            | 3           | 3   | 1            |
| Bishnupur   | 14                       | 3            | 2           | 2   | 1            |
| Bolpur      | 14                       | 3            | 2           | 2   | 1            |
| Cooch Bihar | 17                       | 4            | 2           | 2   | 1            |
| Jangipur    | 19                       | 4            | 2           | 2   | 1            |
| Kalna       | 12                       | 3            | 2           | 2   | 1            |
| Krishnagar  | 35                       | 7            | 3           | 3   | 1            |
| Medinipur   | 38                       | 8            | 3           | 3   | 1            |
| Purulia     | 29                       | 6            | 3           | 3   | 1            |
| Suri        | 14                       | 3            | 2           | 2   | 1            |

Contd. to P-2.



**Impact of Services Rendered ( 2006—2007 ) :**

**A ) Improving Maternal Health :**

(Fig. in %)

| ULBs        | Maternal Health |      |      |      |                        |      |
|-------------|-----------------|------|------|------|------------------------|------|
|             | At least 3 ANC  |      | TTPW |      | Institutional Delivery |      |
|             | B               | A    | B    | A    | B                      | A    |
| Bankura     | 23.9            | 40.8 | 60.9 | 32.8 | 83.8                   | 92.6 |
| Berhampur   | 28.1            | 63.1 | 60.9 | 63.7 | 94.1                   | 94.6 |
| Bishnupur   | 12.9            | 91.8 | 84.3 | 87.3 | 85.1                   | 87.7 |
| Bolpur      | 15.2            | 35.5 | 74.3 | 82.7 | 88.8                   | 92.1 |
| Cooch Bihar | 31.9            | 52.8 | 77.7 | 77.6 | 78.4                   | 83.8 |
| Jangipur    | 12.1            | 18.9 | 52.6 | 35.4 | 32.2                   | 46.9 |
| Kalna       | 31.2            | 71.7 | 79.0 | 81.6 | 76.7                   | 91.2 |
| Krishnagar  | 7.8             | 44.4 | 58.1 | 87.8 | 95.4                   | 96.1 |
| Medinipur   | 13.4            | 40.5 | 65.9 | 57.5 | 80.4                   | 85.2 |
| Purulia     | 52.0            | 71.4 | 73.3 | 86.1 | 56.7                   | 59.7 |
| Suri        | 14.2            | 59.3 | 70.2 | 74.0 | 72.2                   | 79.6 |

**B ) Improving Child health ( 2006 – 2007 ) :**

(Fig. in %)

| ULBs        | Child Health |      |         |      |         |      |         |      |
|-------------|--------------|------|---------|------|---------|------|---------|------|
|             | BCG          |      | DPT III |      | OPV III |      | Measles |      |
|             | B            | A    | B       | A    | B       | A    | B       | A    |
| Bankura     | 57.1         | 98.6 | 50.6    | 94.5 | 49.5    | 94.5 | 35.5    | 59.9 |
| Berhampur   | 56.9         | 100  | 49.1    | 84.0 | 49.1    | 84.0 | 40.1    | 69.2 |
| Bishnupur   | 61.4         | 87.1 | 58.5    | 94.5 | 57.2    | 94.5 | 44.3    | 95.0 |
| Bolpur      | 57.4         | 100  | 48.3    | 74.5 | 48.0    | 74.5 | 27.1    | 78.2 |
| Cooch Bihar | 65.3         | 97.0 | 61.3    | 72.6 | 60.0    | 72.6 | 47.7    | 95.5 |
| Jangipur    | 38.8         | 94.6 | 36.2    | 48.1 | 36.2    | 48.1 | 28.0    | 51.9 |
| Kalna       | 75.5         | 93.0 | 64.5    | 100  | 64.8    | 100  | 52.4    | 62.4 |
| Krishnagar  | 75.7         | 91.7 | 69.1    | 86.9 | 69.4    | 87.5 | 53.5    | 87.5 |
| Medinipur   | 44.1         | 100  | 35.4    | 94.2 | 35.5    | 94.2 | 28.8    | 96.2 |
| Purulia     | 51.2         | 67.3 | 43.1    | 76.7 | 43.1    | 76.7 | 37.5    | 60.9 |
| Suri        | 49.8         | 100  | 43.1    | 87.2 | 43.5    | 87.2 | 34.0    | 67.8 |

Contd. to P-3.



**C) Contraception Coverage :**

(Fig. in %)

| ULBs        | Contraception Coverage      |      |                                     |      | Couple Protection Rate (CPR) |      |
|-------------|-----------------------------|------|-------------------------------------|------|------------------------------|------|
|             | Permanent Method (Ligation) |      | Temporary Method (IUD, OCP, Condom) |      |                              |      |
|             | B                           | A    | B                                   | A    | B                            | A    |
| Bankura     | 22.5                        | 45.7 | 16.5                                | 26.7 | 39.0                         | 72.5 |
| Berhampur   | 19.0                        | 45.5 | 32.3                                | 34.8 | 51.3                         | 80.2 |
| Bishnupur   | 40.3                        | 40.5 | 34.4                                | 32.1 | 72.6                         | 74.7 |
| Bolpur      | 30.2                        | 46.6 | 31.6                                | 31.4 | 61.8                         | 78.1 |
| Cooch Bihar | 20.0                        | 31.0 | 29.7                                | 48.7 | 49.7                         | 60.5 |
| Jangipur    | 25.1                        | 23.3 | 30.4                                | 27.8 | 51.1                         | 55.5 |
| Kalna       | 40.2                        | 49.0 | 19.0                                | 29.0 | 59.2                         | 77.8 |
| Krishnagar  | 44.3                        | 32.0 | 31.8                                | 37.9 | 70.0                         | 76.1 |
| Medinipur   | 21.1                        | 42.0 | 24.7                                | 54.0 | 45.8                         | 69.0 |
| Purulia     | 38.2                        | 49.2 | 9.9                                 | 17.8 | 48.1                         | 67.1 |
| Suri        | 57.3                        | 48.2 | 24.1                                | 27.0 | 75.1                         | 81.4 |

**D) Vital Statistics (2006 - 2007) :**

| ULBs        | Vital Statistics       |      |                        |     |                             |      |                               |     |
|-------------|------------------------|------|------------------------|-----|-----------------------------|------|-------------------------------|-----|
|             | Crude Birth Rate (CBR) |      | Crude Death Rate (CDR) |     | Infant Mortality Rate (IMR) |      | Maternal Mortality Rate (MMR) |     |
|             | B                      | A    | B                      | A   | B                           | A    | B                             | A   |
| Bankura     | 36.9                   | 11.4 | 3.4                    | 2.8 | 22.3                        | 7.2  | 3.7                           | 0   |
| Berhampur   | 45.1                   | 7.8  | 4.7                    | 3.0 | 25.4                        | 26.3 | 2.9                           | 0   |
| Bishnupur   | 31.8                   | 10.7 | 5.4                    | 3.2 | 22.4                        | 15.0 | 1.5                           | 0   |
| Bolpur      | 35.3                   | 14.0 | 9.9                    | 4.1 | 24.6                        | 26.6 | 2.1                           | 0   |
| Cooch Bihar | 42.9                   | 11.2 | 7.1                    | 4.7 | 21.3                        | 21.2 | 1.8                           | 0   |
| Jangipur    | 35.5                   | 11.5 | 4.7                    | 4.5 | 19.3                        | 3.9  | 2.1                           | 0   |
| Kalna       | 37.8                   | 13.0 | 5.9                    | 1.7 | 18.2                        | 22.1 | 1.7                           | 4.9 |
| Krishnagar  | 36.5                   | 10.0 | 6.9                    | 4.8 | 15.6                        | 16.7 | 2.4                           | 2.8 |
| Medinipur   | 38.1                   | 10.0 | 7.9                    | 0.6 | 21.8                        | 7.6  | 1.9                           | 0   |
| Purulia     | 30.3                   | 12.0 | 7.6                    | 2.4 | 36.0                        | 23.6 | 1.3                           | 2.8 |
| Suri        | 40.4                   | 16.2 | 5.4                    | 4.2 | 23.3                        | 39.6 | 1.2                           | 0   |

**N.B. :** B = Base Line (2004)      A = Achievement (2006-2007)

Contd. to P-4.



**E) Status on release of fund to ULBs vis-à-vis SOE submitted by ULBs during 2007-08 :**

- **Estimated budget - Rs. 302.51 lakhs**
- **Expenditure met out of balance fund of previous year & fund received from Dept. of Health & Family Welfare for Rs. 100.29 lakhs**
- **Fund released to ULBs - Rs. 148.89 lakhs**

## HHW Scheme in 11 ULBs

Impact of Services Rendered ( 2006–2007 ) :

a) Improving Maternal Health :

(Fig. In %)

| ULBs           | Maternal Health |             |             |           |                        |             |
|----------------|-----------------|-------------|-------------|-----------|------------------------|-------------|
|                | At least 3 ANC  |             | TTPW        |           | Institutional Delivery |             |
|                | B               | A           | B           | A         | B                      | A           |
| Bankura        | 23.9            | 40.8        | 60.9        | 32.8      | 83.8                   | 92.6        |
| Behrampur      | 28.1            | 63.1        | 60.9        | 63.7      | 94.1                   | 94.6        |
| Bishnupur      | 2.9             | 91.8        | 84.3        | 87.3      | 85.1                   | 87.7        |
| Bolpur         | 15.2            | 35.5        | 74.3        | 82.7      | 88.8                   | 92.1        |
| Cooch Bihar    | 31.9            | 52.8        | 77.7        | 77.6      | 78.4                   | 83.8        |
| Jangipur       | 12.1            | 18.9        | 52.6        | 35.4      | 32.2                   | 46.9        |
| Kalna          | 31.2            | 71.7        | 79.0        | 81.6      | 76.7                   | 91.3        |
| Krishnanagar   | 7.8             | 44.4        | 87.8        | 58.1      | 96.1                   | 95.4        |
| Medinipur      | 13.4            | 40.5        | 65.9        | 57.5      | 80.4                   | 85.2        |
| Purulia        | 52.0            | 71.4        | 73.3        | 86.1      | 56.7                   | 59.7        |
| Suri           | 14.2            | 59.3        | 70.2        | 74.0      | 72.2                   | 79.6        |
| <b>Average</b> | <b>21.2</b>     | <b>53.7</b> | <b>71.5</b> | <b>67</b> | <b>76.8</b>            | <b>82.6</b> |



b) Improving Child health ( 2006 - 2007 ) :

(Fig. In %)

| ULBs           | Child Health |             |             |           |             |           |             |             |
|----------------|--------------|-------------|-------------|-----------|-------------|-----------|-------------|-------------|
|                | BCG          |             | DPT III     |           | OPV III     |           | Measles     |             |
|                | B            | A           | B           | A         | B           | A         | B           | A           |
| Bankura        | 57.1         | 98.6        | 50.6        | 94.5      | 49.5        | 94.5      | 35.5        | 59.9        |
| Behrampur      | 56.9         | 100         | 49.1        | 84        | 49.1        | 84        | 40.1        | 69.2        |
| Bishnupur      | 61.4         | 87.1        | 58.5        | 94.5      | 57.2        | 94.5      | 44.3        | 95.0        |
| Bolpur         | 57.4         | 100         | 48.3        | 74.5      | 48.0        | 74.5      | 27.1        | 78.2        |
| Cooch Bihar    | 65.3         | 97.0        | 61.3        | 72.6      | 60.0        | 72.6      | 47.7        | 95.5        |
| Jangipur       | 38.8         | 94.6        | 36.2        | 48.1      | 36.2        | 48.1      | 28.0        | 51.9        |
| Kalna          | 75.5         | 100         | 64.5        | 100       | 64.8        | 91.5      | 52.4        | 68.4        |
| Krishnanagar   | 75.7         | 91.7        | 69.1        | 86.9      | 69.4        | 87.5      | 53.5        | 87.5        |
| Medinipur      | 44.1         | 100         | 35.4        | 94.2      | 35.5        | 94.2      | 28.8        | 96.2        |
| Purulia        | 51.2         | 67.3        | 43.1        | 76.7      | 43.1        | 76.7      | 37.5        | 60.9        |
| Suri           | 49.8         | 100         | 43.1        | 87.2      | 43.5        | 87.2      | 34.0        | 67.8        |
| <b>Average</b> | <b>57.6</b>  | <b>94.2</b> | <b>50.8</b> | <b>83</b> | <b>50.6</b> | <b>83</b> | <b>39.0</b> | <b>75.5</b> |

c) Contraception Coverage :

(Fig. In %)

| ULBs           | Contraception Coverage      |             |                                     |             | Couple Protection Rate (CPR) |             |
|----------------|-----------------------------|-------------|-------------------------------------|-------------|------------------------------|-------------|
|                | Permanent Method (Ligation) |             | Temporary Method (IUD, OCP, Condom) |             |                              |             |
|                | B                           | A           | B                                   | A           | B                            | A           |
| Bankura        | 22.5                        | 45.7        | 16.5                                | 26.7        | 39.0                         | 72.5        |
| Behrampur      | 19.0                        | 45.5        | 32.3                                | 34.8        | 51.3                         | 80.2        |
| Bishnupur      | 40.3                        | 40.5        | 34.4                                | 32.1        | 74.7                         | 72.6        |
| Bolpur         | 30.2                        | 46.6        | 31.6                                | 31.5        | 61.8                         | 78.1        |
| Cooch Bihar    | 20.0                        | 31          | 29.7                                | 48.7        | 49.7                         | 80          |
| Jangipur       | 25.1                        | 23.3        | 30.4                                | 27.8        | 55.5                         | 51.1        |
| Kalna          | 40.2                        | 49          | 19                                  | 29          | 59.2                         | 77.8        |
| Krishnanagar   | 44.3                        | 32          | 31.8                                | 37.9        | 76.1                         | 70          |
| Medinipur      | 21.1                        | 42          | 24.7                                | 54          | 45.8                         | 96          |
| Purulia        | 38.2                        | 49.2        | 9.9                                 | 17.8        | 48.1                         | 67.1        |
| Suri           | 57.3                        | 48.2        | 24.1                                | 27          | 81.4                         | 75.1        |
| <b>Average</b> | <b>32.6</b>                 | <b>41.2</b> | <b>25.8</b>                         | <b>33.4</b> | <b>58.4</b>                  | <b>74.6</b> |



d) Vital Statistics ( 2006 - 2007 ) :

| ULBs           | Vital Statistics       |             |                        |            |                             |             |                               |             |
|----------------|------------------------|-------------|------------------------|------------|-----------------------------|-------------|-------------------------------|-------------|
|                | Crude Birth Rate (CBR) |             | Crude Death Rate (CDR) |            | Infant Mortality Rate (IMR) |             | Maternal Mortality Rate (MMR) |             |
|                | B                      | A           | B                      | A          | B                           | A           | B                             | A           |
| Bankura        | 36.9                   | 11.4        | 3.4                    | 2.8        | 22.3                        | 7.2         | 3.7                           | 0           |
| Behrampur      | 45.1                   | 7.8         | 4.7                    | 3          | 25.4                        | 51.3        | 2.9                           | 0           |
| Bishnupur      | 31.8                   | 10.7        | 5.4                    | 3.2        | 22.4                        | 15          | 1.5                           | 0           |
| Bolpur         | 35.3                   | 14          | 9.9                    | 4.1        | 24.6                        | 26.6        | 2.1                           | 0           |
| Cooch Bihar    | 42.9                   | 11.2        | 7.1                    | 4.7        | 21.3                        | 39.9        | 1.8                           | 0           |
| Jangipur       | 35.5                   | 11.5        | 4.7                    | 4.5        | 19.3                        | 3.9         | 2.1                           | 0           |
| Kalna          | 37.8                   | 12          | 5.9                    | 1.7        | 18.2                        | 24.3        | 1.7                           | 4.9         |
| Krishnanagar   | 36.5                   | 10          | 6.9                    | 4.8        | 15.6                        | 16.7        | 2.4                           | 2.8         |
| Medinipur      | 38.1                   | 10          | 7.9                    | 0.6        | 21.8                        | 7.6         | 1.9                           | 0           |
| Purulia        | 30.3                   | 12          | 7.6                    | 2.4        | 23.6                        | 36          | 1.3                           | 2.8         |
| Suri           | 40.4                   | 16.2        | 5.4                    | 4.2        | 23.3                        | 39.6        | 1.2                           | 0           |
| <b>Average</b> | <b>37.3</b>            | <b>11.5</b> | <b>6.3</b>             | <b>3.3</b> | <b>21.6</b>                 | <b>24.4</b> | <b>2.1</b>                    | <b>0.95</b> |

N.B. : B = Base Line A = Achievement (2006-2007)

## DFID assisted Honorary Health Worker Scheme

As on 1<sup>st</sup> April, 2006

- **Date of Launching** : 1<sup>st</sup> February, 2004
- **Piloting has ended on** : 30<sup>th</sup> June, 2005
- **Activities are continuing with the support of HSDI, Dept. of Health & Family Welfare** : Since July, 2005
- **Present tenure** : Upto March, 200~~6~~
- **The 11 Municipalities covered under the Project** : Cooch Behar, Jangipur, Berhampur, Suri, Bolpur, Purulia, Bankura, Bishnupur, Krishnagar, Kalna and Medinipur.
- **Total BPL Population covered** : 2.86 lakhs
- **The project period upto June, 2005 was meant for process development towards functioning of HHW scheme.**
- **Municipal Level Health & FW Committee Constituted in all the ULBs.**
- **Either ADM or SDO is the Project Director of this scheme.**
- **Municipal Management Cell (MMC) formed in all the ULBs to monitor and supervise the implementation work.**
- **The members of MMC are as under :**

| Members                                | No. Sanctioned | No. in Position |
|--|----------------|-----------------|
| Project Director                       | 11             | 11              |
| Councillor-in-Charge of Health         | 11             | 11              |
| ACMOH of Sub-Division hospital         | 11             | 11              |
| Supdt. of nearest Govt. hospital       | 11             | 11              |
| Health Officer / Asstt. Health Officer | 11             | 11              |
| Community Development Officer          | 11             | 11              |
| Public Health Nurse (PHN)              | 11             | 9               |
| Accounts Asstt.                        | 11             | 11              |
| Data Entry Operator                    | 11             | 10              |
| Clerk                                  | 11             | 8               |

### Health facilities & Health manpower under the project :

- (There was no provision for new construction of health facilities under this scheme.)
- (Referral services be provided by the nearest Govt. hospitals.)

Contd. to P-2.



**Training :**

| Sl. No | Type of Training  | Target No. of training | Achievement No. of training  |
|--------|---|------------------------|--|
| 1.     | Sensitisation / Orientation sessions  | 47                     | 47   |
| 2.     | Review with DFID  | 1                      | 1  |
| 3.     | Capacity building of MMC (Accounts personnel, clerk cum sk, CDO, PHN, HO / AHO                        | 11                     | Capacity building of HO / AHO, CDO, PHN & Accounts Asstt. completed for 11 ULBs. |
| 4.     | Workshop on participatory need assessment and project formulation at SUDA for grass-root stakeholders | 4                      | 4  |
| 5.     | Training of trainers  | 2                      | 2  |
| 6.     | Training of HHWs initiated / completed  | 11                     | 11   |
| 7.     | Training of FTS   | 11                     | 11   |
| 8.     | Training of Manpower for HP   | 11                     | 6  |

**Financial Position :**

- Rs. 340.11 lakhs has been received from Dept. of Health & Family Welfare.
- Statement of Expenditure submitted to Dept. of Health & Family Welfare for Rs. 233.34 lakhs. //
- Revised Budget for Rs. 599.95 lakhs has been submitted to DHFW. The revision has been done following the principle adopted for recently launched comprehensive health programme in 63 Non-KMA ULBs. Awaiting clearance from DHFW.

# DFID ASSISTED HONORARY HEALTH WORKER SCHEME

Status Report as on 1<sup>st</sup> April, 2006

- **Date of Launching** : 1<sup>st</sup> February, 2004
- **Piloting has ended on** : 30<sup>th</sup> June, 2005
- **Activities are continuing with the support of HSDI, Dept. of Health & Family Welfare** : Since July, 2005
- **Present tenure** : Upto March, 2007
- **The 11 Municipalities covered under the Project** : Cooch Behar, Jangipur, Berhampur, Suri, Bolpur, Purulia, Bankura, Bishnupur, Krishnagar, Kalna and Medinipur.
- **Total BPL Population covered** : 2.86 lakhs
- **The project period upto June, 2005 was meant for process development towards functioning of HHW scheme.**
- **Municipal Level Health & FW Committee Constituted in all the ULBs.**
- **Either ADM or SDO is the Project Director of this scheme.**
- **Municipal Management Cell (MMC) formed in all the ULBs to monitor and supervise the implementation work.**
- **Central Co-ordinating Cell at SUDA is in overall charge of planning, implementation, monitoring & supervision of this HHW Scheme. The said cell is composed of the following personnel :**

| Personnel                        | No. Sanctioned | No. in Position                       |
|----------------------------------|----------------|---------------------------------------|
| Consultant                       | 1              | -                                     |
| Project Officer                  | 1              | Health Expert, CMU is in dual charge. |
| Finance Officer                  | 1              | 1                                     |
| MIES Officer                     | 1              | 1                                     |
| Medical Specialist               | 2              | 1                                     |
| Community Development Specialist | 1              | -                                     |
| Clerk cum Store Keeper           | 1              | 1                                     |
| Data Entry Operator              | 1              | 1                                     |

Contd. to P-2.



- The members of MMC are as under :

| Members                                | No. Sanctioned | No. in Position |
|--|----------------|-----------------|
| Project Director                       | 11             | 11              |
| Councillor-in-Charge of Health         | 11             | 11              |
| ACMOH of Sub-Division hospital         | 11             | 11              |
| Supdt. of nearest Govt. hospital       | 11             | 11              |
| Health Officer / Asstt. Health Officer | 11             | 11              |
| Community Development Officer          | 11             | 11              |
| Public Health Nurse (PHN)              | 11             | 9               |
| Accounts Asstt.                        | 11             | 11              |
| Data Entry Operator                    | 11             | 10              |
| Clerk                                  | 11             | 8               |

- Health facilities & Health manpower under the project :

**Health Facilities :**

| ULBs         | Health Facilities |                 |             |
|--------------|-------------------|-----------------|-------------|
|              | Block             | Sub-Health Post | Health Post |
| Cooch Behar  | 17                | 4               | 1           |
| Jangipur     | 19                | 4               | 1           |
| Berhampur    | 40                | 8               | 1           |
| Suri         | 14                | 3               | 1           |
| Bolpur       | 14                | 3               | 1           |
| Purulia      | 29                | 6               | 1           |
| Bankura      | 28                | 6               | 1           |
| Bishnupur    | 14                | 3               | 1           |
| Kalna        | 12                | 3               | 1           |
| Krishnagar   | 35                | 7               | 1           |
| Medinipur    | 38                | 8               | 1           |
| <b>Total</b> | <b>260</b>        | <b>55</b>       | <b>11</b>   |

**N.B. :** There was no provision for new construction of health facilities under this scheme.

: Referral services be provided by the nearest Govt. hospitals.

Contd. to P-3.

**Health Manpower at different levels :**

| ULBs         | Health Manpower |              |             |           |              |
|--------------|-----------------|--------------|-------------|-----------|--------------|
|              | At Block Level  | At SHP Level | At HP Level |           |              |
|              | HHW             | FIS          | PTMO        | ANM       | Clerk cum SK |
| Cooch Behar  | 17              | 4            | 2           | 2         | 1            |
| Jangipur     | 19              | 4            | 2           | 2         | 1            |
| Berhampur    | 40              | 8            | 3           | 3         | 1            |
| Suri         | 14              | 3            | 2           | 2         | 1            |
| Bolpur       | 14              | 3            | 2           | 2         | 1            |
| Purulia      | 29              | 6            | 3           | 3         | 1            |
| Bankura      | 28              | 6            | 3           | 3         | 1            |
| Bishnupur    | 14              | 3            | 2           | 2         | 1            |
| Kalna        | 12              | 3            | 2           | 2         | 1            |
| Krishnagar   | 35              | 7            | 3           | 3         | 1            |
| Medinipur    | 38              | 8            | 3           | 3         | 1            |
| <b>Total</b> | <b>260</b>      | <b>55</b>    | <b>27</b>   | <b>27</b> | <b>11</b>    |

**Training :**

| Sl. No   | Type of Training  | Time Plan                 | Target No. of training | Achievement No. of training |
|--|---|---------------------------|------------------------|-----------------------------|
| <b>Re-training of grass root level health functionaries on :</b> |   |                           |                        |                             |
| 1.   | HMIS & Family Schedule  | April – May, 2006         | 14                     | 14                          |
| 2.   | Reproductive & Child Health   | May – June, 2006          | 14                     | 14                          |
| 3.   | Food, Nutrition and Growth Monitoring of U-5 children                     | July, 2006                | 14                     | 14                          |
| 4.   | STD / HIV / AIDS  | August – September, 06    | 14                     | 14                          |
| 5.   | Sensitisation / review session for HO / AHO, CDO & PHN, centrally by SUDA | April, 06 to February, 07 | 4                      | 2                           |

Contd. to P-4.

**Socio Demographic Profile and Service Performance of 11 ULBs (as on April, 2006)**

**A) Socio Demographic Profile :**

| ULBs         | No. of Wards | No. of Slums | No. of BPL Families | No. of Project Population BPL | Male          | Female        | Sex Ratio  |
|--------------|--------------|--------------|---------------------|-------------------------------|---------------|---------------|------------|
| Cooch Behar  | 20           | 54           | 3918                | 17758                         | 8952          | 8806          | 984        |
| Jangipur     | 20           | 84           | 3726                | 22334                         | 11269         | 11065         | 982        |
| Berhampur    | 23           | 52           | 8514                | 40639                         | 20367         | 20272         | 995        |
| Suri         | 18           | 102          | 3180                | 15056                         | 7664          | 7392          | 965        |
| Bolpur       | 18           | 70           | 2888                | 14036                         | 6909          | 7127          | 1032       |
| Purulia      | 22           | 114          | 5823                | 29662                         | 15143         | 14519         | 959        |
| Bankura      | 23           | 132          | 6914                | 35489                         | 18288         | 17201         | 941        |
| Bishnupur    | 19           | 99           | 3797                | 18689                         | 9418          | 9271          | 984        |
| Kalna        | 18           | 81           | 3718                | 16920                         | 8438          | 8482          | 1005       |
| Krishnagar   | 24           | 43           | 8800                | 36560                         | 18580         | 17980         | 968        |
| Medinipur    | 24           | 5            | 7854                | 38911                         | 19470         | 19441         | 998        |
| <b>Total</b> | <b>229</b>   | <b>836</b>   | <b>59132</b>        | <b>286054</b>                 | <b>144498</b> | <b>141556</b> | <b>983</b> |

**B) Service Performance for the period from April, 2006 to August, 2006**

**(i) Improving Maternal & Child Health**

(In Nos.)

| ULBs         | ANC (3-<br>Check ups) | T.T.-II<br>& B | Deliveries |            | Immunisation |            |            |            |
|--------------|-----------------------|----------------|------------|------------|--------------|------------|------------|------------|
|              |                       |                | Inst.      | Home       | BCG          | DPT III    | OPV III    | Measles    |
| Cooch Behar  | 72                    | 65             | 59         | 22         | 71           | 65         | 68         | 54         |
| Jangipur     | 76                    | 72             | 42         | 42         | 79           | 64         | 68         | 66         |
| Berhampur    | 196                   | 192            | 96         | 8          | 70           | 63         | 66         | 50         |
| Suri         | 61                    | 58             | 54         | 13         | 61           | 55         | 58         | 65         |
| Bolpur       | 57                    | 55             | 64         | 8          | 68           | 59         | 68         | 71         |
| Purulia      | 112                   | 103            | 89         | 52         | 70           | 60         | 61         | 50         |
| Bankura      | 132                   | 128            | 130        | 11         | 134          | 121        | 121        | 81         |
| Bishnupur    | 65                    | 67             | 67         | 7          | 72           | 64         | 69         | 42         |
| Kalna        | 80                    | 78             | 76         | 8          | 74           | 59         | 64         | 61         |
| Krishnagar   | 119                   | 115            | 118        | 8          | 107          | 119        | 120        | 129        |
| Medinipur    | 144                   | 138            | 134        | 29         | 153          | 148        | 153        | 108        |
| <b>Total</b> | <b>1114</b>           | <b>1071</b>    | <b>929</b> | <b>208</b> | <b>959</b>   | <b>877</b> | <b>916</b> | <b>777</b> |

\* SHPs of all the ULBs started functioning since August, 2005 in phases and all SHPs geared up in January, 2006.

Contd. to P-5.



(ii) Contraception Services

| ULBs         | No. of Eligible Couple | Use of Contraception |                       |                  |                       |                  |                       |                  |                       |
|--------------|------------------------|----------------------|-----------------------|------------------|-----------------------|------------------|-----------------------|------------------|-----------------------|
|              |                        | Sterilisation        |                       | IUD              |                       | OCP              |                       | Condom           |                       |
|              |                        | Upto March, 2006     | April to August, 2006 | Upto March, 2006 | April to August, 2006 | Upto March, 2006 | April to August, 2006 | Upto March, 2006 | April to August, 2006 |
| Cooch Behar  | 3027                   | 11                   | 2                     | 1                | 0                     | 626              | 45                    | 124              | 56                    |
| Jangipur     | 3645                   | 28                   | 11                    | 1                | 1                     | 710              | 116                   | 192              | 81                    |
| Berhampur    | 7129                   | 38                   | 13                    | 4                | 4                     | 1304             | 144                   | 1066             | 111                   |
| Suri         | 3124                   | 16                   | 3                     | 1                | 1                     | 542              | 82                    | 98               | 44                    |
| Bolpur       | 2559                   | 18                   | 2                     | 1                | 1                     | 616              | 76                    | 55               | 23                    |
| Purulia      | 5097                   | 22                   | 4                     | 3                | 4                     | 486              | 121                   | 374              | 57                    |
| Bankura      | 5676                   | 41                   | 6                     | 9                | 1                     | 788              | 110                   | 372              | 84                    |
| Bishnupur    | 3085                   | 15                   | 1                     | 0                | 0                     | 926              | 85                    | 176              | 45                    |
| Kalna        | 3050                   | 10                   | 2                     | 0                | 0                     | 611              | 65                    | 123              | 41                    |
| Krishnagar   | 7293                   | 13                   | 10                    | 4                | 1                     | 1334             | 151                   | 436              | 76                    |
| Medinipur    | 6060                   | 19                   | 15                    | 6                | 2                     | 1937             | 165                   | 989              | 118                   |
| <b>Total</b> | <b>49745</b>           | <b>231</b>           | <b>69</b>             | <b>30</b>        | <b>15</b>             | <b>9880</b>      | <b>1160</b>           | <b>4005</b>      | <b>736</b>            |

**Financial Position :**

- Rs. 340.11 lakhs has been received from Dept. of Health & Family Welfare.
- Statement of Expenditure submitted to Dept. of Health & Family Welfare for Rs. 233.34 lakhs.
- Revised Budget for Rs. 599.95 lakhs has been submitted to DHFW. The revision has been done following the principle adopted for recently launched comprehensive health programme in 63 Non-KMA ULBs. Awaiting clearance from DHFW.

# HHW Scheme in 11 Non-KMA ULBs

Status Report during FY 2006 - 07

OIC  
13.2-07

**Date of Launching** : Feb, 2004

**The Municipalities covered under the Project** : Bankura, Berhampur, Bishnupur, Bolpur,  
Cooch Behar, Jangipur, Kalna, Krishnagar,  
Medinipur, Purulia, Suri.

**Total BPL Population covered** : 2.86 Lakhs

**Health Facilities & Health Manpower under the project :**

| ULBs        | Health Facilities |                 |             |
|-------------|-------------------|-----------------|-------------|
|             | Block             | Sub-Health Post | Health Post |
| Bankura     | 28                | 6               | 1           |
| Berhampur   | 40                | 8               | 1           |
| Bishnupur   | 14                | 3               | 1           |
| Bolpur      | 14                | 3               | 1           |
| Cooch Bihar | 17                | 4               | 1           |
| Jangipur    | 19                | 4               | 1           |
| Kalna       | 12                | 3               | 1           |
| Krishnagar  | 35                | 7               | 1           |
| Medinipur   | 38                | 8               | 1           |
| Purulia     | 29                | 6               | 1           |
| Suri        | 14                | 3               | 1           |

| ULBs        | Approved Health Manpower |              |             |     |              |
|-------------|--------------------------|--------------|-------------|-----|--------------|
|             | At Block Level           | At SHP Level | At HP Level |     |              |
|             | HHW                      | FTS          | PTMO        | ANM | Clerk cum SK |
| Bankura     | 28                       | 6            | 3           | 3   | 1            |
| Berhampur   | 40                       | 8            | 3           | 3   | 1            |
| Bishnupur   | 14                       | 3            | 2           | 2   | 1            |
| Bolpur      | 14                       | 3            | 2           | 2   | 1            |
| Cooch Bihar | 17                       | 4            | 2           | 2   | 1            |
| Jangipur    | 19                       | 4            | 2           | 2   | 1            |
| Kalna       | 12                       | 3            | 2           | 2   | 1            |
| Krishnagar  | 35                       | 7            | 3           | 3   | 1            |
| Medinipur   | 38                       | 8            | 3           | 3   | 1            |
| Purulia     | 29                       | 6            | 3           | 3   | 1            |
| Suri        | 14                       | 3            | 2           | 2   | 1            |

Contd. to P-2.



Impact of Services Rendered ( 2006—2007 ) :

a ) Improving Maternal Health :

(Fig. in %)

| ULBs        | Maternal Health |      |      |      |                        |      |
|-------------|-----------------|------|------|------|------------------------|------|
|             | At least 3 ANC  |      | TTPW |      | Institutional Delivery |      |
|             | B               | A    | B    | A    | B                      | A    |
| Bankura     | 23.9            | 40.8 | 60.9 | 32.8 | 83.8                   | 92.6 |
| Berhampur   | 28.1            | 63.1 | 60.9 | 63.7 | 94.1                   | 94.6 |
| Bishnupur   | 12.9            | 91.8 | 84.3 | 87.3 | 85.1                   | 87.7 |
| Bolpur      | 15.2            | 35.5 | 74.3 | 82.7 | 88.8                   | 92.1 |
| Cooch Bihar | 31.9            | 52.8 | 77.7 | 77.6 | 78.4                   | 83.8 |
| Jangipur    | 12.1            | 18.9 | 52.6 | 35.4 | 32.2                   | 46.9 |
| Kalna       | 31.2            | 71.7 | 79.0 | 81.6 | 76.7                   | 91.2 |
| Krishnagar  | 7.8             | 44.4 | 58.1 | 87.8 | 95.4                   | 96.1 |
| Medinipur   | 13.4            | 40.5 | 65.9 | 57.5 | 80.4                   | 85.2 |
| Purulia     | 52.0            | 71.4 | 73.3 | 86.1 | 56.7                   | 59.7 |
| Suri        | 14.2            | 59.3 | 70.2 | 74.0 | 72.2                   | 79.6 |

b ) Improving Child health ( 2006 - 2007 ) :

(Fig. in %)

| ULBs        | Child Health |      |         |      |         |      |         |      |
|-------------|--------------|------|---------|------|---------|------|---------|------|
|             | BCG          |      | DPT III |      | OPV III |      | Measles |      |
|             | B            | A    | B       | A    | B       | A    | B       | A    |
| Bankura     | 57.1         | 98.6 | 50.6    | 94.5 | 49.5    | 94.5 | 35.5    | 59.9 |
| Berhampur   | 56.9         | 100  | 49.1    | 84.0 | 49.1    | 84.0 | 40.1    | 69.2 |
| Bishnupur   | 61.4         | 87.1 | 58.5    | 94.5 | 57.2    | 94.5 | 44.3    | 95.0 |
| Bolpur      | 57.4         | 100  | 48.3    | 74.5 | 48.0    | 74.5 | 27.1    | 78.2 |
| Cooch Bihar | 65.3         | 97.0 | 61.3    | 72.6 | 60.0    | 72.6 | 47.7    | 95.5 |
| Jangipur    | 38.8         | 94.6 | 36.2    | 48.1 | 36.2    | 48.1 | 28.0    | 51.9 |
| Kalna       | 75.5         | 93.0 | 64.5    | 100  | 64.8    | 100  | 52.4    | 62.4 |
| Krishnagar  | 75.7         | 91.7 | 69.1    | 86.9 | 69.4    | 87.5 | 53.5    | 87.5 |
| Medinipur   | 44.1         | 100  | 35.4    | 94.2 | 35.5    | 94.2 | 28.8    | 96.2 |
| Purulia     | 51.2         | 67.3 | 43.1    | 76.7 | 43.1    | 76.7 | 37.5    | 60.9 |
| Suri        | 49.8         | 100  | 43.1    | 87.2 | 43.5    | 87.2 | 34.0    | 67.8 |

Contd. to P-3.



Contraception Coverage :

| ULBs        | Contraception Coverage      |      |                                     |      | (Fig. in %)                  |      |
|-------------|-----------------------------|------|-------------------------------------|------|------------------------------|------|
|             | Permanent Method (Ligation) |      | Temporary Method (IUD, OCP, Condom) |      | Couple Protection Rate (CPR) |      |
|             | B                           | A    | B                                   | A    | B                            | A    |
| Bankura     | 22.5                        | 45.7 | 16.5                                | 26.7 | 39.0                         | 72.5 |
| Berhampur   | 19.0                        | 45.5 | 32.3                                | 34.8 | 51.3                         | 80.2 |
| Bishnupur   | 40.3                        | 40.5 | 34.4                                | 32.1 | 72.6                         | 74.7 |
| Bolpur      | 30.2                        | 46.6 | 31.6                                | 31.4 | 61.8                         | 78.1 |
| Cooch Bihar | 20.0                        | 31.0 | 29.7                                | 48.7 | 49.7                         | 60.5 |
| Jangipur    | 25.1                        | 23.3 | 30.4                                | 27.8 | 51.1                         | 55.5 |
| Kalna       | 40.2                        | 49.0 | 19.0                                | 29.0 | 59.2                         | 77.8 |
| Krishnagar  | 44.3                        | 32.0 | 31.8                                | 37.9 | 70.0                         | 76.1 |
| Medinipur   | 21.1                        | 42.0 | 24.7                                | 54.0 | 45.8                         | 69.0 |
| Purulia     | 38.2                        | 49.2 | 9.9                                 | 17.8 | 48.1                         | 67.1 |
| Suri        | 57.3                        | 48.2 | 24.1                                | 27.0 | 75.1                         | 81.4 |

d) Vital Statistics ( 2006 - 2007 ) :

| ULBs        | Vital Statistics       |      |                        |     |                             |      |                               |     |
|-------------|------------------------|------|------------------------|-----|-----------------------------|------|-------------------------------|-----|
|             | Crude Birth Rate (CBR) |      | Crude Death Rate (CDR) |     | Infant Mortality Rate (IMR) |      | Maternal Mortality Rate (MMR) |     |
|             | B                      | A    | B                      | A   | B                           | A    | B                             | A   |
| Bankura     | 36.9                   | 11.4 | 3.4                    | 2.8 | 22.3                        | 7.2  | 3.7                           | 0   |
| Berhampur   | 45.1                   | 7.8  | 4.7                    | 3.0 | 25.4                        | 26.3 | 2.9                           | 0   |
| Bishnupur   | 31.8                   | 10.7 | 5.4                    | 3.2 | 22.4                        | 15.0 | 1.5                           | 0   |
| Bolpur      | 35.3                   | 14.0 | 9.9                    | 4.1 | 24.6                        | 26.6 | 2.1                           | 0   |
| Cooch Bihar | 42.9                   | 11.2 | 7.1                    | 4.7 | 21.3                        | 21.2 | 1.8                           | 0   |
| Jangipur    | 35.5                   | 11.5 | 4.7                    | 4.5 | 19.3                        | 3.9  | 2.1                           | 0   |
| Kalna       | 37.8                   | 13.0 | 5.9                    | 1.7 | 18.2                        | 22.1 | 1.7                           | 4.9 |
| Krishnagar  | 36.5                   | 10.0 | 6.9                    | 4.8 | 15.6                        | 16.7 | 2.4                           | 2.8 |
| Medinipur   | 38.1                   | 10.0 | 7.9                    | 0.6 | 21.8                        | 7.6  | 1.9                           | 0   |
| Purulia     | 30.3                   | 12.0 | 7.6                    | 2.4 | 36.0                        | 23.6 | 1.3                           | 2.8 |
| Suri        | 40.4                   | 16.2 | 5.4                    | 4.2 | 23.3                        | 39.6 | 1.2                           | 0   |

N.B. : B = Base Line (2004) A = Achievement (2006-2007)

**STATUS OF HEALTH FUND RAISED  
UNDER DFID assisted Honorary Health Worker Scheme**

| Name of ULBs | Upto March, 2006   | April, 2006 to March, 2007                           |                           | Total Health Fund Raised |
|--------------|--------------------|--|---------------------------|--------------------------|
|              | Health Fund Raised | Contribution by B.P.L. Families @ Rs. 2/- Per Family | Mobilisation of NSDP Fund |                          |
| Cooch Behar  | 0.00               | 880.00   | 0.00                      | 880.00                   |
| Jangipur     | 81357.00           | 69711.00   | 0.00                      | 151068.00                |
| Berhampur    | 94570.00           | 79600.00   | 0.00                      | 174170.00                |
| Suri         | 0.00               | 17806.00   | 0.00                      | 17806.00                 |
| Bolpur       | 10616.00           | 22644.00   | 0.00                      | 33260.00                 |
| Purulia      | 37244.00           | 35266.00   | 0.00                      | 72510.00                 |
| Bankura      | 94898.00           | 62737.00   | 0.00                      | 157635.00                |
| Bishnupur    | 0.00               | 12000.00   | 0.00                      | 12000.00                 |
| Kalna        | 18144.00           | 19570.00   | 0.00                      | 37714.00                 |
| Krishnagar   | 102562.00          | 128452.00  | 0.00                      | 231014.00                |
| Medinipur    | 20945.00           | 5084.00  | 0.00                      | 26029.00                 |
| <b>Total</b> | <b>460336.00</b>   | <b>453750.00</b>                                     | <b>0.00</b>               | <b>914086.00</b>         |



## ● DFID ASSISTED HONORARY HEALTH WORKER SCHEME

Status Report as on 1<sup>st</sup> February, 2007

- **Date of Launching** : 1<sup>st</sup> February, 2004
- **Piloting has ended on** : 30<sup>th</sup> June, 2005
- **Activities are continuing with the support of HSDI, Dept. of Health & Family Welfare** : Since July, 2005
- **Present tenure** : Upto March, 2007
- **Total BPL Population covered** : 2.86 lakhs
- **The project period upto June, 2005 was meant for process development towards functioning of HHW scheme.**
- **Municipal Level Health & FW Committee Constituted in all the ULBs.**
- **Either ADM or SDO is the Project Director of this scheme.**
- **Municipal Management Cell (MMC) formed in all the ULBs to monitor and supervise the implementation work.**
- **Central Co-ordinating Cell at SUDA is in overall charge of planning, implementation, monitoring & supervision of this HHW Scheme.**

## DFID assisted Honorary Health Worker Scheme

- **Date of Launching** : 1<sup>st</sup> February, 2004
- **DFID's Assistance has ended on** : 30<sup>th</sup> June, 2005
- **O & M Phase supported by Dept. of Health & Family Welfare** : Since July, 2005
- **Present tenure** : Upto March, 200~~5~~
- **The 11 Municipalities covered under the Project** : Cooch Behar, Jangipur, Berhampur, Suri, Bolpur, Purulia, Bankura, Bishnupur, Krishnagar, Kalna and Medinipur.
- **Total BPL Population covered** : 2.86 lakhs
- **The project period upto June, 2005 was meant for process development towards functioning of HHW scheme.**
- **Municipal Level Health & FW Committee Constituted in all the ULBs.**
- **Either ADM or SDO is the Project Director of this scheme.**
- **Municipal Management Cell (MMC) formed in all the ULBs to monitor and supervise the implementation work.**
- **The members of MMC are as under :**

| Members                                       | No. Sanctioned | No. in Position |
|---|----------------|-----------------|
| <b>Project Director</b>                       | 11             | 11              |
| <b>Councillor-in-Charge of Health</b>         | 11             | 11              |
| <b>ACMOH of Sub-Division hospital</b>         | 11             | 11              |
| <b>Supdt. of nearest Govt. hospital</b>       | 11             | 11              |
| <b>Health Officer / Asstt. Health Officer</b> | 11             | 11              |
| <b>Community Development Officer</b>          | 11             | 11              |
| <b>Public Health Nurse (PHN)</b>              | 11             | 9               |
| <b>Accounts Asstt.</b>                        | 11             | 11              |
| <b>Data Entry Operator</b>                    | 11             | 10              |
| <b>Clerk</b>                                  | 11             | 8               |

- **Health facilities & Health manpower under the project :**
  - \* (There was no provision for new construction of health facilities under this scheme.)
  - \* (Referral services be provided by the nearest Govt. hospitals.)

Contd. to P-2.



• Health Facilities & Health Manpower under the project

| ULBs         | Health Facilities |                 |             |
|--------------|-------------------|-----------------|-------------|
|              | Block             | Sub-Health Post | Health Post |
| Cooch Behar  | 17                | 4               | 1           |
| Jangipur     | 19                | 4               | 1           |
| Berhampur    | 40                | 8               | 1           |
| Suri         | 14                | 3               | 1           |
| Bolpur       | 14                | 3               | 1           |
| Purulia      | 29                | 6               | 1           |
| Bankura      | 28                | 6               | 1           |
| Bishnupur    | 14                | 3               | 1           |
| Kalna        | 12                | 3               | 1           |
| Krishnagar   | 35                | 7               | 1           |
| Medinipur    | 38                | 8               | 1           |
| <b>Total</b> | <b>260</b>        | <b>55</b>       | <b>11</b>   |

| ULBs         | Health Manpower (Sanctioned) |              |             |           |              |
|--------------|------------------------------|--------------|-------------|-----------|--------------|
|              | At Block Level               | At SHP Level | At HP Level |           |              |
|              | HHW                          | FTS          | PTMO        | ANM       | Clerk cum SK |
| Cooch Behar  | 17                           | 4            | 2           | 2         | 1            |
| Jangipur     | 19                           | 4            | 2           | 2         | 1            |
| Berhampur    | 40                           | 8            | 3           | 3         | 1            |
| Suri         | 14                           | 3            | 2           | 2         | 1            |
| Bolpur       | 14                           | 3            | 2           | 2         | 1            |
| Purulia      | 29                           | 6            | 3           | 3         | 1            |
| Bankura      | 28                           | 6            | 3           | 3         | 1            |
| Bishnupur    | 14                           | 3            | 2           | 2         | 1            |
| Kalna        | 12                           | 3            | 2           | 2         | 1            |
| Krishnagar   | 35                           | 7            | 3           | 3         | 1            |
| Medinipur    | 38                           | 8            | 3           | 3         | 1            |
| <b>Total</b> | <b>260</b>                   | <b>55</b>    | <b>27</b>   | <b>27</b> | <b>11</b>    |

Contd. to P-3.





- **Positioning of Health Officer / Asstt. HO** : Health Officer is in position in 4 ULBs i.e. Cooch Behar, Suri, Purulia, Bankura.  
: In rest of the ULBs Asstt. Health Officer has been engaged on contractual basis for the scheme.
- After completion of job placement training, HHWs have started home visit fortnightly in their respective area to render services for promoting awareness generation on specific health issues, utilisation of health services, antenatal care, immunization children; treatment of minor ailments, distribution of family planning materials. They are also involved in National Health Programme like Pulse Polio Immunisation, National Filaria Control Programme, Leprosy Control Programme, STD / HIV AIDS, Revised National Tuberculosis Control Programme, School Health Programme and the like.
- After completion of 6 months working period in the field by the HHWs, First Tier Supervisors (FTSs) had been selected amongst the HHWs @ 1 FTS per 5 HHWs and imparted training. At present 55 FTSs are in position in 55 Sub-Health Posts and started service delivery.
- The SHPs have started functioning in different stages with effect from July, 2005.

## DFID assisted Honorary Health Worker Scheme

- Date of Launching : 1<sup>st</sup> February, 2004
- DFID's Assistance has ended on : 30<sup>th</sup> June, 2005
- O & M Phase supported by Dept. of Health & Family Welfare : Since July, 2005
- Present tenure : Upto March, 2006
- The 11 Municipalities covered under the Project : Cooch Behar, Jangipur, Berhampur, Suri, Bolpur, Purulia, Bankura, Bishnupur, Krishnagar, Kalna and Medinipur.
- Total BPL Population covered : 2.86 lakhs
- The project period upto June, 2005 was meant for process development towards functioning of HHW scheme.
- Municipal Level Health & FW Committee Constituted in all the ULBs.
- Either ADM or SDO is the Project Director of this scheme.
- Municipal Management Cell (MMC) formed in all the ULBs to monitor and supervise the implementation work.
- The members of MMC are as under :

| Members                                | No. Sanctioned | No. in Position |
|--|----------------|-----------------|
| Project Director                       | 11             | 11              |
| Councillor-in-Charge of Health         | 11             | 11              |
| ACMOH of Sub-Division hospital         | 11             | 11              |
| Supdt. of nearest Govt. hospital       | 11             | 11              |
| Health Officer / Asstt. Health Officer | 11             | 11              |
| Community Development Officer          | 11             | 11              |
| Public Health Nurse (PHN)              | 11             | 9               |
| Accounts Asstt.                        | 11             | 11              |
| Data Entry Operator                    | 11             | 10              |
| Clerk                                  | 11             | 8               |

- Health facilities & Health manpower under the project :
  - \* (There was no provision for new construction of health facilities under this scheme.)
  - \* (Referral services be provided by the nearest Govt. hospitals.)

Contd. to P-2.



• Health Facilities & Health Manpower under the project

| ULBs         | Health Facilities |                 |             |
|--------------|-------------------|-----------------|-------------|
|              | Block             | Sub-Health Post | Health Post |
| Cooch Behar  | 17                | 4               | 1           |
| Jangipur     | 19                | 4               | 1           |
| Berhampur    | 40                | 8               | 1           |
| Suri         | 14                | 3               | 1           |
| Bolpur       | 14                | 3               | 1           |
| Purulia      | 29                | 6               | 1           |
| Bankura      | 28                | 6               | 1           |
| Bishnupur    | 14                | 3               | 1           |
| Kalna        | 12                | 3               | 1           |
| Krishnagar   | 35                | 7               | 1           |
| Medinipur    | 38                | 8               | 1           |
| <b>Total</b> | <b>260</b>        | <b>55</b>       | <b>11</b>   |

| ULBs         | Health Manpower (Sanctioned) |              |             |           |              |
|--------------|------------------------------|--------------|-------------|-----------|--------------|
|              | At Block Level               | At SHP Level | At HP Level |           |              |
|              | HHW                          | FTS          | PTMO        | ANM       | Clerk cum SK |
| Cooch Behar  | 17                           | 4            | 2           | 2         | 1            |
| Jangipur     | 19                           | 4            | 2           | 2         | 1            |
| Berhampur    | 40                           | 8            | 3           | 3         | 1            |
| Suri         | 14                           | 3            | 2           | 2         | 1            |
| Bolpur       | 14                           | 3            | 2           | 2         | 1            |
| Purulia      | 29                           | 6            | 3           | 3         | 1            |
| Bankura      | 28                           | 6            | 3           | 3         | 1            |
| Bishnupur    | 14                           | 3            | 2           | 2         | 1            |
| Kalna        | 12                           | 3            | 2           | 2         | 1            |
| Krishnagar   | 35                           | 7            | 3           | 3         | 1            |
| Medinipur    | 38                           | 8            | 3           | 3         | 1            |
| <b>Total</b> | <b>260</b>                   | <b>55</b>    | <b>27</b>   | <b>27</b> | <b>11</b>    |

Contd. to P-3.

- **Health Facilities & Health Manpower under the project**

| ULBs        | Health Facilities |                 |             |
|-------------|-------------------|-----------------|-------------|
|             | Block             | Sub-Health Post | Health Post |
| Coach Behar | 17                | 4               | 1           |



- **Positioning of Health Officer / Asstt. HO** : Health Officer is in position in 4 ULBs i.e. Cooch Behar, Suri, Purulia, Bankura. In rest of the ULBs Asstt Health Officer has been engaged on contractual basis for the scheme
- After completion of job placement training, HHWs have started home visit fortnightly in their respective area to render services for promoting awareness generation on specific health issues, utilisation of health services, antenatal care, immunization children; treatment of minor ailments, distribution of family planning materials. They are also involved in National Health Programme like Pulse Polio Immunisation, National Filaria Control Programme, Leprosy Control Programme, STD / HIV AIDS, Revised National Tuberculosis Control Programme, School Health Programme and the like.
- After completion of 6 months working period in the field by the HHWs, First Tier Supervisors (FTSs) had been selected amongst the HHWs @ 1 FTS per 5 HHWs and imparted training. At present 55 FTSs are in position in 55 Sub-Health Posts and started service delivery.
- The SHPs have started functioning in different stages with effect from July, 2005.

**Status Report**  
**DFID assisted Honorary Health Worker scheme**  
**in 11 new municipalities of West Bengal**  
**As on May, 2005**

- **Project Duration :** 01.02.2004 - 30.06.2005.

Further communication has been made by Dept. of Health & Family Welfare to Govt. of India for extension upto 31.03.2006.

- **Project Budget :** Rs. 5.90 Crores
- **BPL population coverage :** 2.58 Lakhs
- **Proposed Health facilities and Health Manpower at Grass-root Level are as under :**

| Health Facilities     | No. | Health Manpower              | No. |
|-----------------------|-----|------------------------------|-----|
| Block                 | 260 | Honorary Health Worker (HHW) | 260 |
| Sub Health Post (SHP) | 55  | First Tier Supervisor(FTS)   | 55  |
| Health Post (HP)      | 11  | PTMO                         | 27  |
|                       |     | ANM                          | 27  |
|                       |     | Clerk cum Store Keeper       | 11  |

\* *There will be no new construction for health facilities. The ULBs are to arrange for the accommodation.*

- **Status on main Actions undertaken :**

| Actions   | Target         | Achievement          |
|---|----------------|----------------------|
| Formation of Municipal level Health & F W Committee   | By March, 2004 | Completed in 11 ULBs |
| Detailment of Project Director at 11 ULBs   | - do -         | Completed in 11 ULBs |
| Formation of Municipal Management Cell (MMC) at 11 ULBs   | - do -         | Completed in 11 ULBs |
| Preparation of micro plan and formulation of project proposal by ULBs and submission of final project proposal. | By April, 2004 | Completed by 11 ULBs |



| ● Actions   | Target         | Achievement   |
|---|----------------|---|
| Training of HHWs initiated  | By May '04     | <ul style="list-style-type: none"> <li>• 10 ULBs initiated during August to October, 2004.</li> <li>• 1 ULB (Bishnupur) initiated in last week of January, 2005.</li> </ul>   |
| Training of HHWs completed  | By July '04    | <ul style="list-style-type: none"> <li>• 10 ULBs completed during October to December, 2004.</li> <li>• 1 ULB completed March, 05</li> </ul>  |
| Collection of base line information at house hold level by HHWs.                    | -              | Completed in 11 ULBs.   |
| House hold visit by HHWs.   | -              | Started in 11 ULBs.   |
| Immunisation clinic at SHP.   | -              | Started in 7 ULBs.  |
| Antenatal and general treatment Clinic at SHP                                       | -              | Started in 10 ULBs.   |
| Equipment & Furniture for training - procurement by ULBs.                           | For 11 ULBs    | 10 ULBs completed procurement except Bishnupur.   |
| HHWs kit - procurement by Central Co ordinating Cell (CCC), SUDA                    | For 11 ULBs    | Has already been supplied to 11 ULBs.   |
| Drugs for treatment of minor ailments - procurement by ULBs                         | For 11 ULBs    | 10 ULBs initiated process.  |
| Opening of Separate Bank A/C for the scheme by the ULBs                             | By March, 2004 | 11 ULBs completed by June.  |
| CCC received fund from DHFW on requisition and submit expenditure statement to DHFW | -              | <ul style="list-style-type: none"> <li>• Received total fund for Rs. 137.82 lakhs from DHFW.</li> <li>• Rs. 99.34 lakhs have been released to ULBs and CCC incurred expenditure of Rs. 25.31 lakhs as on 01.06.2005.</li> <li>• SOE submitted to DHFW for Rs. 90.75 lakhs.</li> </ul> |

**Status Report**  
**DFID assisted HHW scheme in 11 new municipalities**  
As on June, 2004

**Preamble :**

On receipt of sanction from GOI vide their memo no. L. 19012/46/02-APS dt. 02.12.2003, DFID assisted HHW scheme has been launched as a pilot project in 11 new municipalities for a period of one year from 01.02.2004 to 31.01.2005.

**Project Towns :**

| Name of the District | Name of the Municipality |
|----------------------|--------------------------|
| Cochbihar            | 1. Cochbihar             |
| Murshidabad          | 2. Jangipur              |
|                      | 3. Berhampur             |
| Birbhum              | 4. Suri                  |
|                      | 5. Bolpur                |
| Purulia              | 6. Purulia               |
| Bankura              | 7. Bankura               |
|                      | 8. Bishnupur             |
| Bardhaman            | 9. Kalna                 |
| Nadia                | 10. Krishnagar           |
| West Medinipur       | 11. Medinipur            |

**Project Budget :** Rs. 6.00 Crores (Approx.)

**Total BPL population to be covered under the project :** 2.58 Lakhs

*Contd. to P-2.*

Proposed Health facilities and Health Manpower at Grass-root Level are as under :

| Health Facilities     | No. | Health Manpower              | No. |
|-----------------------|-----|------------------------------|-----|
| Block                 | 260 | Honorary Health Worker (HHW) | 260 |
| Sub Health Post (SHP) | 55  | First Tier Supervisor(FTS)   | 55  |
| Health Post (HP)      | 11  | PTMO                         | 27  |
|                       |     | ANM                          | 27  |
|                       |     | Clerk cum Store Keeper       | 11  |

- \* *There will be no new construction for health facilities. The ULBs are to arrange for the accommodation.*
- \* *Process for selection of HHWs have been initiated in all the ULBs.*
- \* *Linkage and coordination with District and Sub Division Hospital are to be established and strengthened for referral services and implementation of National Health Programmes.*

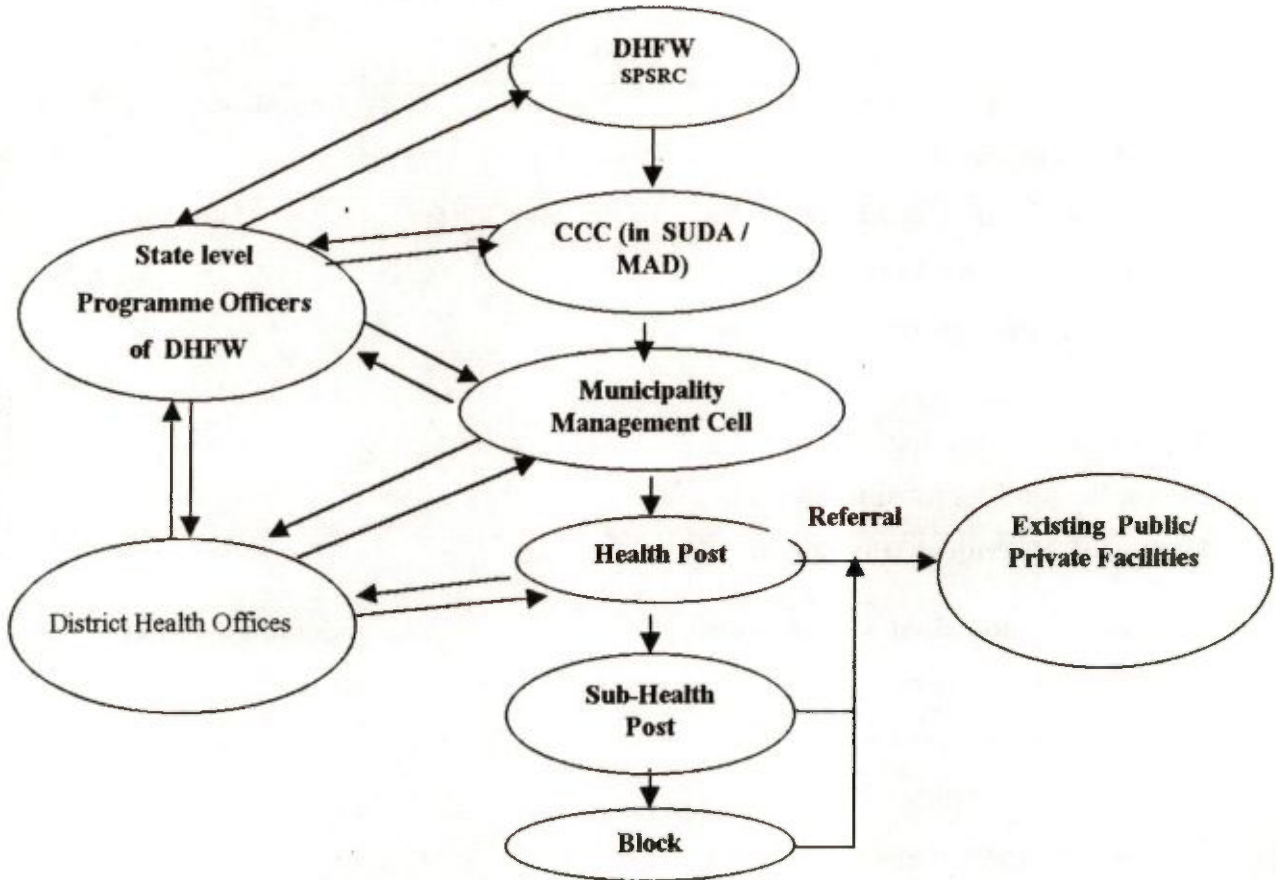
AIMs :

- Standard of Health services of the BPL population, with focus to the mother and children to be raised through community based Honorary Health Worker.
- The HHW will serve as first contact point for the target population and link between BPL population with primary health care and referral services in urban areas.
- Integrate the municipal health services with District Health Services rendered by the District Health Offices and hospitals of the DHFW, GOWB.
- The pilot support will provide an opportunity to draw the lessons with regard to its Cost Effectiveness. This will build platform for evidence based investments.
- The positive lessons learnt from the modified HHW scheme would facilitate the inclusion of this approach in the Vision Statement or Strategic Framework for providing health services to the urban poor.
- It will create an opportunity for lesson learning about the priorities and modalities for DFID/ other Donor Agencies for long term programme support.

*Contd. to P-3.*



#### 4. Organisational structure of the pilot project



*Contd. to P-4.*

### Status on Preliminary Actions undertaken during February - June , 2004

| Sl.No | Actions  | Target                                     | Achievement   |
|-------|--|--|---|
| 1.    | Sensitisation on project at different levels   | To be completed in 11 ULBs within March'04 | Completed in 11 ULBs  |
| 2.    | Formation of Municipal level Health & F W Committee  | -do-                                       | Completed in 11 ULBs  |
| 3.    | Preparation of guideline on preliminary actions by the ULB in vernacular and forwarding the same to ULBs | By March'04                                | Completed   |
| 4.    | Preparation of training schedule on sensitisation and forwarding to ULBs                                 | By March'04                                | Completed   |
| 5.    | Detailment of Project Director at 11 ULBs  | -do-                                       | Completed   |
| 6.    | Formation of Municipal Management Cell (MMC) at 11 ULBs  | -do-                                       | Completed in 11 ULBs  |
| 7.    | Issuance of directive by DHFW to ACMOH & Superintendent of S D Hospital for participation in the MMC     | -do-                                       | Completed   |
| 8.    | Opening of Separate Bank A/C for the project by MMC  | -do-                                       | Completed in 10 ULBs  |
| 9.    | Formation of Central Co ordinating Cell (CCC) at SUDA  | -do-                                       | Completed   |
| 10.   | Opening of Separate Bank A/C for the project by CCC  | To be completed by March'2004              | Completed   |
| 11.   | Receipt of Fund by CCC from DHFW   |  | 1 <sup>st</sup> installment of Rs. 87.82 Lakhs has been received in March'04  |
| 12.   | Release of Fund to ULBs by CCC   |  | 1 <sup>st</sup> installment have been released to 6 ULBs based on requisition |

Contd. to P-3.

| Sl.No | Actions   | Target                                     | Achievement   |
|-------|---|--|---|
| 13.   | Identification of new list of BPL families  | To be completed in 11 ULBs within April'04 | Completed in 11 ULBs  |
| 14.   | Preparation of format and approval by DHFW for writing project proposal by ULBs                       | By March,04                                | Approval received from DHFW   |
| 15.   | Sensitisation of ULBs on format for writing project proposal by ULBs                                  | By April'04                                | <input type="checkbox"/> Completed for 11 ULBs  |
| 16.   | Preparation of micro plan and formulation of project proposal by ULBs                                 | -do-                                       | <input type="checkbox"/> 3 ULBs (Suri, Kalna, Medinipur) submitted 1 <sup>st</sup> draft of project proposal in May '04.<br><input type="checkbox"/> 1 <sup>st</sup> draft by rest of the ULBs are under preparation. |
| 17.   | Development of Indicators for process monitoring of the project                                       | By April'04                                | Developed and approved by DHFW  |
| 18.   | Preparation of Family Schedule and HMIS Format by CCC and approval of DHFW                            | By May '04                                 | Approved by DHFW  |
| 19.   | Preparation of list on furniture, equipment and Drugs for MMC, SHP and HP by CCC and approval by DHFW | By May '04                                 | Approved by DHFW  |
| 20.   | Base line Survey and process documentation by DHFW  |  | Under process   |

- Extension of end date of the Pilot Project - DFID has forwarded the communication to the Under Secretary, Dept. of Economic Affairs, Ministry of Finance, Govt. of India seeking GOF's approval to extend the end date of this Pilot Project to June, 2005.



**Status Report**  
**DFID assisted HHW scheme in 11 new municipalities**  
**As on June, 2004**

**Preamble :**

On receipt of sanction from GOI vide their memo no. L. 19012/46/02-APS dt. 02.12.2003, DFID assisted HHW scheme has been launched as a pilot project in 11 new municipalities for a period of one year from 01.02.2004 to 31.01.2005.

**Project Towns :**

| Name of the District | Name of the Municipality |
|----------------------|--------------------------|
| Cochbihar            | 1. Cochbihar             |
| Murshidabad          | 2. Jangipur              |
|                      | 3. Berhampur             |
| Birbhum              | 4. Suri                  |
|                      | 5. Bolpur                |
| Purulia              | 6. Purulia               |
| Bankura              | 7. Bankura               |
|                      | 8. Bishnupur             |
| Bardhaman            | 9. Kalna                 |
| Nadia                | 10. Krishnagar           |
| West Medinipur       | 11. Medinipur            |

**Project Budget : Rs. 6.00 Crores (Approx.)**

**Total BPL population to be covered under the project : 2.58 Lakhs**

*Contd. to P-2.*

Proposed Health facilities and Health Manpower at Grass-root Level are as under :

| Health Facilities     | No. | Health Manpower              | No. |
|-----------------------|-----|------------------------------|-----|
| Block                 | 260 | Honorary Health Worker (HHW) | 260 |
| Sub Health Post (SHP) | 55  | First Tier Supervisor(FTS)   | 55  |
| Health Post (HP)      | 11  | PTMO                         | 27  |
|                       |     | ANM                          | 27  |
|                       |     | Clerk cum Store Keeper       | 11  |

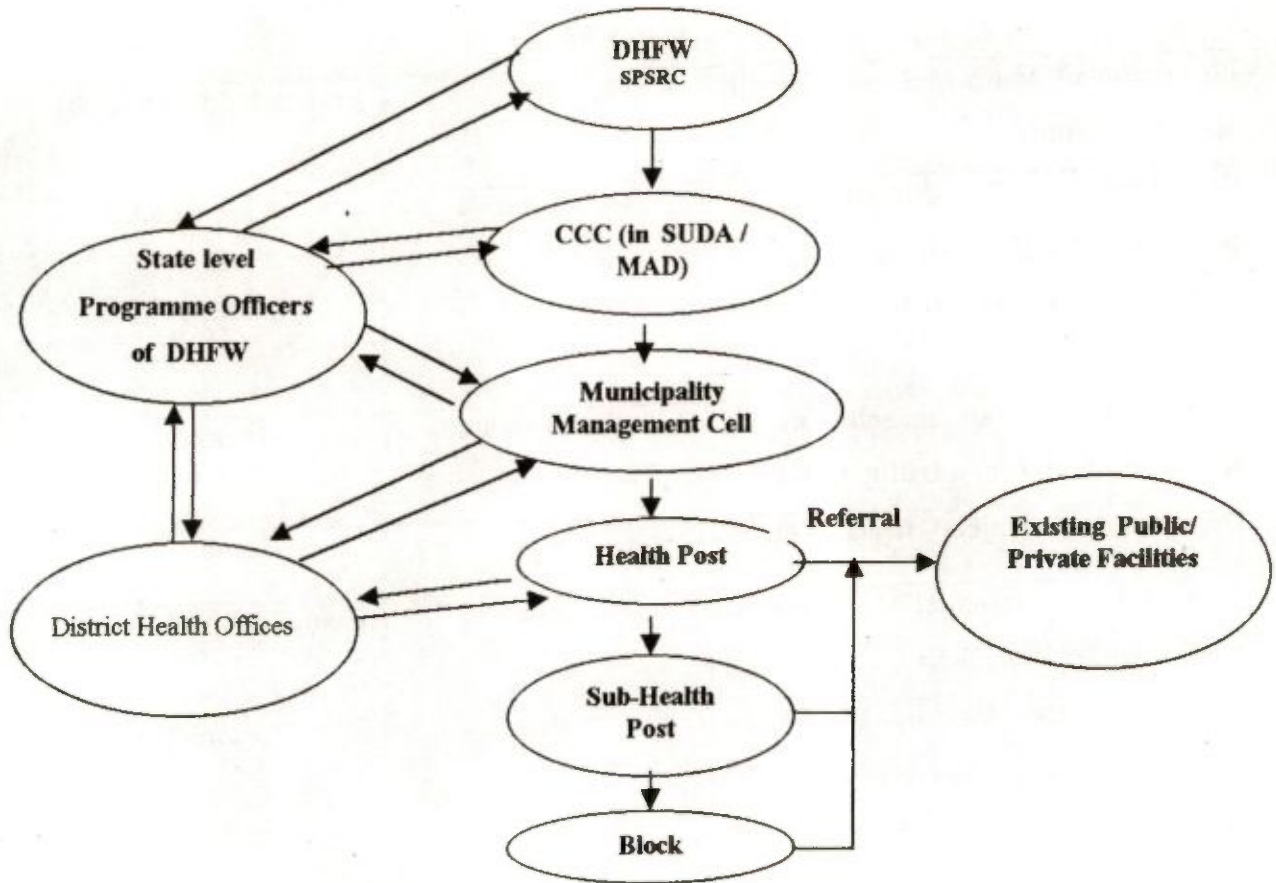
- \* *There will be no new construction for health facilities. The ULBs are to arrange for the accommodation.*
- \* *Process for selection of HHWs have been initiated in all the ULBs.*
- \* *Linkage and coordination with District and Sub Division Hospital are to be established and strengthened for referral services and implementation of National Health Programmes.*

AIMs :

- Standard of Health services of the BPL population, with focus to the mother and children to be raised through community based Honorary Health Worker.
- The HHW will serve as first contact point for the target population and link between BPL population with primary health care and referral services in urban areas.
- Integrate the municipal health services with District Health Services rendered by the District Health Offices and hospitals of the DHFW, GOWB.
- The pilot support will provide an opportunity to draw the lessons with regard to its Cost Effectiveness. This will build platform for evidence based investments.
- The positive lessons learnt from the modified HHW scheme would facilitate the inclusion of this approach in the Vision Statement or Strategic Framework for providing health services to the urban poor.
- It will create an opportunity for lesson learning about the priorities and modalities for DFID/ other Donor Agencies for long term programme support.

*Contd. to P-3.*

#### 4. Organisational structure of the pilot project



Contd. to P-4.



- 4 -

**Status on Preliminary Actions undertaken during February - June , 2004**

| Sl.No | Actions  | Target                                     | Achievement   |
|-------|--|--|---|
| 1.    | Sensitisation on project at different levels   | To be completed in 11 ULBs within March'04 | Completed in 11 ULBs  |
| 2.    | Formation of Municipal level Health & F W Committee  | -do-                                       | Completed in 11 ULBs  |
| 3.    | Preparation of guideline on preliminary actions by the ULB in vernacular and forwarding the same to ULBs | By March'04                                | Completed   |
| 4.    | Preparation of training schedule on sensitisation and forwarding to ULBs                                 | By March'04                                | Completed   |
| 5.    | Detailment of Project Director at 11 ULBs  | -do-                                       | Completed   |
| 6.    | Formation of Municipal Management Cell (MMC) at 11 ULBs  | -do-                                       | Completed in 11 ULBs  |
| 7.    | Issuance of directive by DHFW to ACMOH & Superintendent of S D Hospital for participation in the MMC     | -do-                                       | Completed   |
| 8.    | Opening of Separate Bank A/C for the project by MMC  | -do-                                       | Completed in 10 ULBs  |
| 9.    | Formation of Central Co ordinating Cell (CCC) at SUDA  | -do-                                       | Completed   |
| 10.   | Opening of Separate Bank A/C for the project by CCC  | To be completed by March'2004              | Completed   |
| 11.   | Receipt of Fund by CCC from DHFW   |  | 1 <sup>st</sup> installment of Rs. 87.82 Lakhs has been received in March'04  |
| 12.   | Release of Fund to ULBs by CCC   |  | 1 <sup>st</sup> installment have been released to 6 ULBs based on requisition |

*Contd. to P-3.*

| Sl.No | Actions   | Target                                     | Achievement   |
|-------|---|--|---|
| 13.   | Identification of new list of BPL families  | To be completed in 11 ULBs within April'04 | Completed in 11 ULBs  |
| 14.   | Preparation of format and approval by DHFW for writing project proposal by ULBs                       | By March,04                                | Approval received from DHFW   |
| 15.   | Sensitisation of ULBs on format for writing project proposal by ULBs                                  | By April'04                                | <input type="checkbox"/> Completed for 11 ULBs  |
| 16.   | Preparation of micro plan and formulation of project proposal by ULBs                                 | -do-                                       | <input type="checkbox"/> 3 ULBs (Suri, Kalna, Medinipur) submitted 1 <sup>st</sup> draft of project proposal in May '04.<br><input type="checkbox"/> 1 <sup>st</sup> draft by rest of the ULBs are under preparation. |
| 17.   | Development of Indicators for process monitoring of the project                                       | By April'04                                | Developed and approved by DHFW  |
| 18.   | Preparation of Family Schedule and HMIS Format by CCC and approval of DHFW                            | By May '04                                 | Approved by DHFW  |
| 19.   | Preparation of list on furniture, equipment and Drugs for MMC, SHP and HP by CCC and approval by DHFW | By May '04                                 | Approved by DHFW  |
| 20.   | Base line Survey and process documentation by DHFW  |  | Under process   |

- Extension of end date of the Pilot Project - DFID has forwarded the communication to the Under Secretary, Dept. of Economic Affairs, Ministry of Finance, Govt. of India seeking GOI's approval to extend the end date of this Pilot Project to June, 2005.

**Base line survey based on random sampling method conducted by SUDA  
at  
11 Non-KMA ULBs in the year 2003,  
prior to writing up of project proposal  
for  
DFID assisted Honorary Health Worker Scheme.**

| Indicator                                     | Rate                         |
|---|------------------------------|
| CBR   | 30.1 (Per '000' population)  |
| CDR   | 12.4 (Per '000' population)  |
| IMR   | 68.6 (Per '000' live births) |
| MMR   | 4.0 (Per '000' live births)  |
| CPR   | 40.8 %                       |
| Age of wife at marriage below 18 years        | 50.3 %                       |
| Age of wife at First Maternity below 20 years | 52.3 %                       |
| At least 3 ante natal check ups               | 44.5 %                       |
| Tetanus toxoid pregnant women                 | 42.1 %                       |
| Institution delivery                          | 43.9 %                       |
| <b>Immunisation status of children</b>        |                              |
| BCG   | 37.1 %                       |
| DPT   | 37.5%                        |
| OPV   | 37.5 %                       |
| Measles                                       | 30.4 %                       |

AS RECEIVED SENT. TO Dr. A.K. GURK on 22/12/05  
THRO FAX.

*Goswami*  
22.12.05



428/19  
G-1/824  
2-9-10

**GOVERNMENT OF WEST BENGAL  
HEALTH AND FAMILY WELFARE DEPARTMENT  
NATIONAL RURAL HEALTH MISSION  
SWASTHYA BHAWAN, 4<sup>th</sup> FLOOR,  
GN-29, SECTOR-V, BIDHANNAGER  
KOLKATA -700 091**

②  
PO (H)  
for no. PL  
3/9/10

**No. HFW/NRHM/160/07/609/2010**

**Dated: 31st August, 2010**

**From: Dr. M.N.Roy**  
Principal Secretary,  
Department of Health and Family Welfare,  
Government of West Bengal

①  
V Imp  
Director  
NRHM reports  
31/8/10

**To: Principal Secretary to the**  
Government of West Bengal  
Municipal Affairs Department

**Sub: Third meeting of the State Health Mission under NRHM**

Sir,

I am to inform you that the third meeting of the State Health Mission will be held at the Cabinet Room in Writers' Buildings, Kolkata on 8th September, 2010 at 12.00 noon to discuss on the following agenda.

A note on agenda is enclosed for your kind perusal.

Shri Buddhadeb Bhattacharya, Hon'ble Chief Minister of the Government of West Bengal, has kindly consented to preside over the meeting.

I am directed to request you kindly to make it convenient to attend the meeting.

Yours faithfully,

Enclosure: As stated

*M.N.Roy* 31/8/10  
(M.N.Roy)

**Agenda**

1. Action taken report in respect of the decisions taken in the last
2. Status of implementation of different components under NRHM.
3. New Initiatives
4. Miscellaneous

**NOTES ON AGENDA AND STATUS OF IMPLEMENTATION OF  
DIFFERENT COMPONENTS UNDER NRHM FOR DISCUSSION IN  
THE MEETING OF STATE RURAL HEALTH MISSION TO BE HELD  
ON 8<sup>TH</sup> SEPTEMBER, 2010**

The Government of India has launched the National Rural Health Mission (2005-2012) on 12<sup>th</sup> April, 2005 for providing integrated primary health care services, specially the poor and vulnerable sections of the society.

**Over all Health Related outcome:** At the outset, it may be stated that as a goal of the Mission, we had tried to achieve the MDG for attaining IMR at a rate below 30, to take the MMR below 100 and to take the TFR to the level of 2.1. The MDG of TFR has already been achieved in respect of this State, it is now 1.9. The state has registered IMR of 35 as per SRS, 2008. It may be mentioned that IMR has registered a steady decline during the Mission period ( 40 during 2004, 38 in 2005 and 35 in 2008) . It may also be mentioned that during this period (2005-20010), the State has also registered a steady decline in Birth Rate and also in Death rate. Over this period, the Neo-natal Mortality Rate (NMR) has also registered a steady decline from 30 in 2005 to 26 in 2008. Inpatient load of Government Institutions in West Bengal in comparison to the National average has also increased. The percentage of persons accessing healthcare service from Government facilities in West Bengal stands at 73 whereas, the national figure is at 40. Major health related outcomes of West Bengal vis-à-vis National average is given in the table below :

| INDICATOR  | WEST BENGAL                   | INDIA |
|--|-------------------------------|-------|
| Birth Rate (SRS 2008)                                    | 17.5 ( Rank 4 <sup>th</sup> ) | 22.8  |
| Death Rate (SRS 2008)                                    | 6.2 (Rank 1 <sup>st</sup> )   | 7.4   |
| Infant Mortality Rate<br>(SRS 2008)                      | 35 (Rank 4 <sup>th</sup> )    | 53    |
| Maternal Mortality Ratio<br>(RGI Special Survey 2004-06) | 141                           | 254   |



| INDICATOR                                   | WEST BENGAL                 | INDIA |
|---|-----------------------------|-------|
| Total Fertility Rate<br>(SRS 2007 -revised) | 1.9 (Rank 4 <sup>th</sup> ) | 2.7   |

Following activities to fulfill the objectives of NRHM have been initiated in the State:

(i) **Upgradation of Block Primary Health Centres to Indian Public Health Standards (IPHS)**

As per NRHM mandate all the BPHCs are to be upgraded to 30-60 bedded facilities following the Indian Public Health Standards. Already 176 BPHCs have been upgraded to adhering to IPHS standard . A target has been set to complete rest 73 BPHCs within 2012. At present upgradation works in respect of 60 BPHCs have almost been completed. Upgradation works for rest 13 at an estimated cost of Rs. 200.00 lakh per BPHC have also been taken up and will be completed within 2012.

In the current year, emphasis has been given on renovation of quarter of Doctors, nurses and other personnel as well as for construction of boundary wall for safety and security of the facilities. Priority has been given for renovation and up- gradation of quarters in those facilities where doctors, nurses and other staffs are currently residing or would be residing after those are repaired . Special emphasis have been given on putting the labour room and Operation Theaters in clean and asepsis condition and on following proper labour room protocol .

Presently, the construction work are conducted by Mackintosh Burn Ltd., WBIIDC, ADDA . It has been decided that henceforth the newly formed Medical Services Corporation will undertake the up-gradation of BPHCs.

(i) **Untied funds for the Rogi Kalyan Samitis (Hospital Management Committees) in all health facilities from the Medical College & Hospitals upto the level of Primary Health Centres**

Rogi Kalyan Samitis have been constituted in all the health facilities from the Medical College & Hospitals upto the Primary Health Centres with the objective of ensuring greater involvement of the people's representatives, Panchayati Raj Institutions and local stakeholders in the management of the hospitals / health centres and to provide greater functional autonomy to the hospitals / health centres. Funds have been allotted to the respective RKSs @ Rs. 5.00 lakh for all the Medical College & Hospitals and District Hospitals of the State, @ Rs. 1.00 lakh for all other hospitals from Sub-Divisional Hospital upto BPHC level.



A total amount of Rs. 4550 lac have since been released at the prescribed scales in favour of the concerned Rogi Kalyan Samitis.

Form this financial year, allocation of RKS for Sub-Divisional Hospitals and State General Hospitals have been augmented to the tune of Rs. 3 lakhs and Rs. 5 lakhs respectively and allocation of RKS fund to the Medical Colleges have been suspended.

**(iii) Grant of Untied Fund to Sub-Centres/ PHCs/ BPHCs**

Like the previous years, Untied Funds @ Rs. 10,000/- per sub centre have been released to all the 10,356 Sub-centres in the State to facilitate meeting urgent needs for different activities at the Sub-centre. During 2009-10 , a total amount of Rs.1037.80 lakhs has been placed with the sub-centres of the State.

For the PHCs and the BPHCs and Rural Hospitals of the State untied funds @ Rs. 25,000/- and Rs. 50,000/- respectively have been released in favour of the concerned Rogi Kalyan Samitis for taking up activities related to the patients' welfare in the respective health centres/ hospitals.

During the Financial Year 2009-10, a total amount of Rs. 1438.10 lakh has been released for this purpose. Taken this year's release, total release towards untied fund amounts to Rs. 1439.85 lakhs.

**(iv) Engagement of second ANMs in sub-centres**

As per NRHM mandate, for each Sub-centre of the State one additional ANM (Second ANM) has to be engaged on contractual basis. qualified at least in Madhyamik standard. As the State does not have sufficient infrastructure to train all the 10,356 ANMs at a time, decision has been taken to engage the additional ANMs (Second ANM) in a phased manner so that the entire process is completed by 2010.

**The number of 2<sup>nd</sup> ANMs in position till date is 3700 and another 2500 ANMs are undergoing training** in 49 Nursing Training Schools – 37 in Govt. Health Facilities by augmenting the existing seat capacities as well as by opening of new training schools and 12 through NGOs on PPP basis.

**(v) Engagement of Accredited Social Health Activists (ASHA) as honorary health worker in each village in identified difficult areas**

The Government of India has approved the engagement of one Accredited Social Health Activists (ASHA) for 1,000 populations to act as a link between the community and the sub-centre in the tribal and difficult areas of the State.

Out of total 60984 number of ASHAS to be selected, 32508 have already been selected .

Eye & Skin Disease  
BPHC & Skin Spl. , Eye Surgery - 2 blocks .

Amongst the selected ASHAs , 22214 have received First Phase Training and 11196 have already received training upto 5<sup>th</sup> Round.

**Other Achievements are as follows :**

- Involvement of MNGOs in training ASHAs at district level
- ASHA talk show once a week and publication of ASHA newsletter quarterly
- Uniform and Badge have been provided to all for ASHAs
- Compensation package payable to the ASHAs has also been finalized.

**Forthcoming Steps for strengthening activities of ASHA:**

- Taking up the challenges of rolling out the 6<sup>th</sup> and 7<sup>th</sup> module of ASHA training. 8 State trainers now being trained at SEARCH Ghadchiroli .
- Procurement and distribution of bicycles for all ASHAs – tender process initiated.
- Phone-in programme for ASHAs in Radios has already started;

**(vi) Preparation of District Health Plans**

Following the last year's process, the process of preparation of District Health Plans for 2008-09 based on participative and consultative principle following the bottom-up approach with minor modifications from the lessons of the last year, has already been initiated in all the districts of the State. As per the programme, Health Plans will originate from the level of Sub-centres and Gram Panchayats and after necessary collation / consolidation and review at the block and district levels, health plans for the respective districts will be finalized.

Sensitization of the district level functionaries for preparation of District Health Action Plan, has been done. For providing handholding support to the districts for preparation of DHAP will start from 15<sup>th</sup> September,2010.

Govt. of India has approved an amount of Rs. 40.00 lakh for this purpose for the year 2010-11.

**(vii) Strengthening of Block Management Unit**

Block Programme Management Units comprising of trained Accounts and computer savvy professionals have already been established in each of the 341 Block Health and Family Welfare Samitis of the State to provide necessary support to the Block Samitis in planning and implementing different health programmes. As a part of this programme in all the blocks, Block Accounts Managers have joined at a monthly consolidated remuneration of Rs. 8,000/-. This programme has been continuing.



Special initiative have been taken for standardization of accounts of the NRHM fund. One Enterprise Resource Planning software have been introduced in the Districts as well as in the Block Management Units . A dedicated computer is planned to be provided for this purpose.

**(viii) Annual Maintenance Grant for the Rural Hospitals/ BPHCs and PHCs**

Like the previous year, Annual Maintenance grants @ Rs. 1.00 lakh per Rural Hospital/ BPHC and @50,000/- per PHC for undertaking minor repair and maintenance of the buildings of the Rural Hospitals/ BPHCs and PHCs have been allotted during the current financial year to the concerned Panchayat Samitis along with necessary guidelines. A total amount of Rs. 808.50 lakh has been allotted for the purpose.

**(ix) Untied grants to 28770 Village Health and Sanitation Committees @ Rs. 10,000/- per VH & S Committee**

As per NRHM mandate for each 1,500 population Village Health and Sanitation Committees are to be constituted for creating public awareness about the essential of health programmes, discussing and developing village health plan, analyzing key issues and problems related to village level health and nutrition activities etc. For proper functioning of the VH&SCs untied funds @ Rs. 10,000/- per VH&SC is made available by the Gol. State Govt. has decided to get the functions and responsibilities of Village and Health and Sanitation Committees discharged by the Gram Unnayan Samitis already formed for every Gram Sansad of the State.

There are 36, 023 Gram Sansads in the State and it has been decided that the Gram Unnayan Samitis for all of these Gram Sansads would be formed in phases under the direction and control of Panchayat and Rural Development Department.

During the current year untied funds for 36,023 VH&SCs/Gram Unnayan Samitis amounting to Rs. 3602.30 lakh has been released in favour of the P & RD Department of the Government.

**(x) Hiring of Medical Officers by Gram Panchayats for 250 Gram Panchayats in priority blocks**

For Gram Panchayats where services of doctors in modern medicines are not available, it was decided that those Gram Panchayats would be allowed to hire the services of doctors for 3-days in a week and for that those doctors would be paid @ Rs. 500/- per day. The responsibility of the selecting the Gram Panchayats where such doctors would be hired was given to the P & RD Department. The scheme has been modified to the extent that in place of 300 Gram Panchayats the scheme will be implemented in 250 Gram Panchayats. The amount being paid to the doctors has been increased to Rs. 900/- per day. The doctors would be asked to serve the Gram Panchayats 5-days a week. They would also be given conveyance charges @ Rs. 1,000/- per month on lump sum basis.



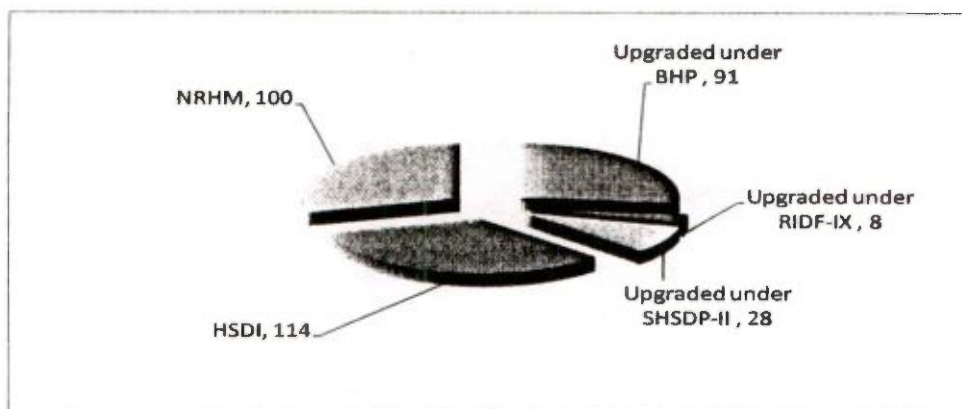
**(xi) Support to P & RD Department for conducting orientation programme for members of Gram Panchayats and Gram Unnayan Samitis**

For capacity building of the members of the Panchayati Raj Institutions of the State and of the members of the Gram Unnayan Samitis for their better participation in all the health related activities in their respective areas, P & RD Department of the Government has been requested to conduct the orientation programmes for the above members by developing suitable training modules and related teaching materials. During the current year against our proposal Govt. of India have approved an amount of Rs. 1500.00 lakh for the purpose as per our proposal.

**(xii) Operationalization of PHCs in the State into 10-bedded 24-hours round-the-clock facility**

Up-gradation of 50% of the Primary Health Centres of the State to 10- bedded facilities following the norms of Indian Public Health Standard for rendering 24-hours round-the-clock services is one of the mandates of NRHM.

To fulfill the objectives, the State Government has already notified that 341 PHCs would be upgraded to 10-bedded facilities in phases. Upgradation of PHCs taken under different programmes are shown in the chart below . Out of these 341 PHCs, 127 has already been upgraded and work for up gradation for 214 PHCs is under process.



During the current financial year 50 PHCs have been undertaken for upgradation the completion will be made within 2012.

**(xiii) Engagement of contractual GDMO and Specialist Doctors .**

For operationalization of the BPHCs an attempt to engage Specialist Doctors and GDMO through walk in interview on contractual basis was taken but the response was not very much satisfactory. However, all the district authorities have been requested to identify required number of Specialist Doctors from their respective districts and engage them on contractual basis under NRHM to make the identified BPHCs operational.

Out of targeted 341 GDMO, currently, 238 GDMOs are now in position whereas out of targeted 300 specialist Doctors, 55 are in position.

To make up the shortfall, decision has been taken for delegation of authority to appoint doctors to the doctors. Further decision has also been taken for enhancing salary of Specialist Doctors to Rs.40,000/- per month . Decision has also been taken for conducting campus interview.

**(xiv) Construction of non-GP Headquarter Sub-centres**

In our State there are 10356 sub-centres and as a good number of these sub-centres do not have their own buildings, efforts have been initiated to construct sub-centres buildings at an estimated cost of Rs. 12.47 lakh per sub-centre which includes the cost of construction of the residential accommodations of the ANMs. As the sub-centre located at the headquarter of the Gram Panchayat plays a very key role towards supervision and implementation of all health related activities initiated in the concerned Gram Panchayats, emphasis had been initially given for construction of Gram Panchayat HQ sub-centres from the DFID assisted HSDI programme.

Current status of implementation is summarized below :

| Type of Sub Centre   | Total Sanctioned | Completed<br>And Functional | Work in progress |
|----------------------|------------------|-----------------------------|------------------|
| GP HQ Sub Centre     | 2003             | 1354                        | 649              |
| Non GP HQ Sub Centre | 802              | 315                         | 487              |
| <b>Total</b>         | <b>2805</b>      | <b>1669</b>                 | <b>1036</b>      |

It may be noted that 81 GPHQ Sub-centres are yet to be undertaken for completion of upgradation of all GPHQ sub-centres. All those Sub-Centres have been planned to be upgraded during the financial year and an amount of Rs. 1010.07 lakhs have been earmarked for this purpose.

**(xv) Measures to improve IMR and MMR :**

In order to achieving the overall goal of MDG to reduce MMR to below 100 level ( from current rate of 141) and IMR to a level below 30 from the current figure of 35, following steps have been undertaken :

- a) Additional amount of Rs. 300/- are being paid to all BPL/SC/ST pregnant women delivering in Govt. facilities along with the JSY benefits .
- b) Hypothermia prevention kit, containing baby clothes, blanket and mosquito net amongst other items, given to all women delivering in Govt. facilities



- c) Referral transport benefit (Rs. 150 – Rs. 450 ) over and above JSY benefit has been extended to BPL/SC/ST mothers for coming to institution for delivery. Total number beneficiary for 2009-10: 3,73,089 and that in 1<sup>st</sup> Qtr. Of 2010-11 is 85595
- d) Voucher scheme for cash less delivery transportation for BPL/SC/ST pregnant women in two backward districts.
- e) Total no. of mothers received JSY benefits During 2009-10, 7,24,804 number of mothers have received JSY benefit the corresponding figure during the 1<sup>st</sup> QTR. Of 2010-11 is 138798.

*JSY  
Ayushman  
Referral*

**Besides, for reducing the IMR and MMR, the following activities are also under progress :**

- Provision of Haemoglobin color scale and Foetal Doppler to all 10356 Sub Centres ;
- Provision of Combi - stick for detection of albumin & sugar in urine to all Sub Centres ;
- Provision of delivery table and delivery kit to 1000 Delivery HUBs is under process ;
- Expansion of delivery centers through PPP in Sunderbans of North and South 24-Parganas by involving 6 more NGOs in these hard to reach areas;

**Financial Position of NRHM since the starting of the programme is stated in the table below :**

**(Amount in Rs. Lackh)**

| Programme       | Total Fund Received since 2005-06 | Total fund Disbursed | Total Exp | Percentage of Expenditure |
|-----------------|-----------------------------------|----------------------|-----------|---------------------------|
| NRHM Flexi-pool | 83707.49                          | 70782.27             | 50054.97  | 59.79                     |
| RCH Flexi-pool  | 59409.62                          | 50695.50             | 36137.22  | 60.83                     |
| NLEP            | 900.94                            | 877.00               | 826.69    | 91.76                     |
| RNTCP           | 1361.29                           | 1209.60              | 786.21    | 57.75                     |
| NPCB            | 3731.12                           | 3170.98              | 3038.06   | 81.42                     |



| Programme    | Total Fund Received since 2005-06 | Total fund Disbursed | Total Exp       | Percentage of Expenditure |
|--------------|-----------------------------------|----------------------|-----------------|---------------------------|
| NVDDCP       | 2214.65                           | 3452.60              | 1936.13         | 87.42                     |
| IDSP         | 353.73                            | 306.40               | 268.56          | 75.92                     |
| <b>Total</b> | <b>151678.84</b>                  | <b>130494.35</b>     | <b>93047.84</b> | <b>61.39</b>              |

## New Initiatives, 20010-11:

- Nutrition Rehabilitation Clinic:** Nutrition Rehabilitation Clinic will be started in the backward areas where special care for the severally malnourished children. In identified PHCs severally malnourished children along with their mothers will be given special dose of nutritional diets . Mothers will be trained on preparation of nutritional food based on locally available food ingredients under guidance of Doctors and Dieticians. The children and their mother will be released after a period of 7 to 15 days after a visible improvement in their weight . During the current financial year 7 NRCs have been targeted to be set up. 6 of them are located in backward districts --- Jalpaiguri, Uttar Dinajpur, Dakshin Dinajpur, Maldah, Purulia and Murshidabad. Proposed district for the 7<sup>th</sup> NRC is South 24-Parganas .

## B ) NISCHAY YAN :

Under funding from NRHM, the Department is going to introduce a Toll-free tele-helpline (102) to ensure access to ambulance services throughout the state . A call centre will be rendered through selected organizations having prior experience of running ambulance service. These call centre will be set-up in each districts which receive calls and contact the ambulance service to address the emergency need . Pregnant women belonging to BPL/SC/ST and all neonatal children will be transported to Govt. Facilities through this 102 service at free of charge.

**Interdepartmental convergence required :** To achieve the broad goal of NRHM, different inter-departmental convergences are required. Some of these areas are :

- Convergence with PRIs for improving physical infrastructure of Health facilities :** PRIs need to exert themselves to complete the infrastructure and take up the maintenance work of facilities seriously. PRIs may also need to earmark funds for arranging lands for subcenters not housed in government premises, Lack of sanitation is making much of our immunisation drives ineffective.

*3rd Saturday of each month. 10:30 LSC -  
panchayat,*

2. **Expansion of facilities and range of services for water testing** of health facilities as all of all sources of drinking water and proper surveillance of water quality is an important area where sustained support from Panchayats and Rural Development Department and Public Health Engineering Department is required. Linking up families with severely and moderately malnourished children with income generation programmes of all departments through GP plans will also be helpful for success of Nutritional Rehabilitation Centres.
3. **Coverage of school-going children with Adolescent Anaemia Control Programme :** Reduction of incidence of anaemia amongst the adolescent girls is one of the major activities for reducing IMR and MMR. To address this issue, steps have been taken for administering weekly IFA supplementation and biannual de-worming amongst the adolescent girls. The school-going girls of this age-group will be covered under this programme through the teachers. Support from the School Education Department will be an essential component for success of this initiative.



**PROCEEDINGS OF THE 2<sup>ND</sup> MEETING OF THE STATE HEALTH MISSION, WEST BENGAL HELD ON 28.07.2008 AT 12:00 NOON AT THE CHIEF MINISTER'S NEW CONFERENCE ROOM IN WRITERS' BUILDING, KOLKATA, WEST BENGAL.**

The Honorable Chief Minister, West Bengal took the chair, Hon'ble Minister in charge, Deptt. of Health & Family Welfare and Panchayats and Rural Development, initiated the discussion.

**A. Action Taken Report:-**

- a. Action taken in respect of the decisions taken in the first meeting of the State Health Mission held on 30<sup>th</sup> April, 2007 which had been circulated to all the members along with the relevant comments of the Common Review Mission constituted by the Government of India, was discussed in detail.

**B. Status of Implementation of Various component of National Rural Health Mission:-**

- a. Status as on 30<sup>th</sup> June, 2008 regarding different activities taken up under NRHM was placed before the members of the State Health Mission and these were discussed at length.

**C. New Initiatives:-**

- a. New Initiatives taken up under National Rural Health Mission during the year 2008-2009 towards achieving the goals as set by the National Rural Health Mission were discussed elaborately.

**D. Miscellaneous:-**

- a. The Hon'ble Chief Minister, while mentioning that health facilities of the State catered to the need of more than 70% people of the State, emphasized the need for taking immediate measures for dealing with the problem of malnutrition and anemia prevailing among the women and children of the State. He also expressed concern over early marriage and early motherhood of women and asked the Department of Health & Family Welfare to evolve a strategy to tackle these issues effectively in coordination with other related departments.
- b. The Hon'ble finance Minister suggested that district-wise performance in physical and financial terms should also be made available during the meeting of the State Health Mission.

- c. Mr. Amarjeet Sinha, Joint Secretary, Ministry of Health & Family Welfare, Government of India appreciated the commendable performance of the State towards selection and training of 2<sup>nd</sup> A.N.Ms including opening of new ANMs Training School. Mr. Sinha informed the house of the introduction of "Dial-108" system by some States for seeking the services of Ambulances and Para-medical Staff in case of emergencies.
- d. Mr. Sinha requested the State Government to consider whether evening OPDs could be run in all the health facilities by granting some additional amounts as remuneration to the doctors and para-medical staff who would work during the a period, he also drew that attention for granting 'Difficult Area Allowances' for the doctors and other staff for encouraging them to serve in remote areas.
- e. The Hon'ble Minister-in-charge of Health & Family Welfare Deptt. informed the house that matters like construction/repair/renovation of the health facilities of the State as well as supply of drugs/medical instruments/equipments would gradually be taken up by the newly setup West Bengal medical services corporation.
- f. The Hon'ble Minister drew the attention of the Government of India regarding poor supply of vaccines under Universal Immunisation Programme. The Joint Secretary, Ministry of Health & Family Welfare, Government of India agreed to convey the concern of the State Government to appropriate authorities in the Ministry.

*The meeting ended with thanks to and from the chair.*

**Details of the Members Present**

1. *Shri Buddhadeb Bhattacharya, Hon'ble Chief Minister, West Bengal*
2. *Dr. Asim Kumar Dasgupta, Hon'ble MIC, Finance Department.*
3. *Dr. Surjya Kanta Mishra, Hon'ble MIC, Health & Family Welfare & Panchayats and Rural Development Departments.*
4. *Shri Biswanath Chowdhury, Hon'ble MIC, Women & Child Development and Social Welfare Department.*
5. *Shri Amit Kiran Deb, Chief Secretary to the Govt. of West Bengal*
6. *Shri P.K. Pradhan, Principal Secretary, Municipal Affairs.*
7. *Sri Samar Ghosh, Principal Secretary, Health & Family Welfare Deptt.*
8. *Smt. Jaya Dasgupta, Principal Secretary, Deptt. of Development and Planning.*
9. *Shri Subesh Das, Principal Secretary, Chief Minister's Secretariat.*
10. *Smt. Rinchen Tempo, Secretary, Women & Child Development and Social Welfare.*
11. *Shri Amarjeet Sinha, Joint Secretary, Ministry of Health & Family Welfare, Govt. of India.*
12. *Shri Chandan Sinha, Mission Director, National Rural Health Mission & Special Secretary, Deptt. of Health & Family Welfare.*
13. *Shri A.K. Das, Commissioner, Family Welfare and Special Secretary, Deptt. of Health & Family Welfare.*
14. *Shri S.K. Sen, Project Director, West Bengal State AIDS Control & Prevention Society and Special Secretary, Department of Health & Family Welfare.*
15. *Shri Namit Biswas, Special Secretary, Deptt. of Health & Family Welfare.*
16. *Dr. (Mrs.) Sanchita Bakshi, Director of Health Services, West Bengal.*
17. *Dr. S. N. Banerjee, Director of Medical Education, Govt. of West Bengal.*
18. *Mr. Santanu Das, Representative of DFID.*
19. *Ms. Lori Calvo, State Representative, UNICEF.*
20. *Mrs. (Dr.) K. Mitra, Representative, UNICEF*
21. *Representative of Mayor, The Kolkata Municipal Corporation.*



Sustainability

Anaemia - malnutrition -> Sessions review of the prog. How to improve  
School health, primarily H.E. examined.  
H.E. camp for go. school students, once in a month.

Scg - DHFH

neonatal death not lowered.  
Strengthening of post-natal visit - 6 times in 6 wks.  
Nursing force for B&E, all SC & ST.

Bhatpara  
Salt Lake.

DMC contracting and -

# 3<sup>rd</sup> Meeting of State Health Mission

17.9.10  
11 am

Cabinate Room, Writers' Buildings

8<sup>th</sup> August, 2010

Presented by

Health and Family Welfare Department  
Government of West Bengal

## Facilities with bed strengths

| Level of Facility            | No. of facilities | Total bed strength |
|------------------------------|-------------------|--------------------|
| Medical Colleges             | 9*                | 11,150             |
| District Hospitals           | 16                | 7,722              |
| Sub Divisional Hospitals     | 45                | 8,996              |
| State General Hospitals      | 34                | 3,904              |
| Other hospitals              | 33                | 7,737              |
| Rural Hospital               | 95                | 3,669              |
| Block Primary Health Centres | 253               | 6,523              |
| Primary Health Centres       | 924               | 6,739              |
| Sub-Centre                   | 10356             |                    |
| Total :                      |                   | 56440              |

Source: Health on the March 2008-09, SBHI, GoWB  
\* Excluding one MCH operating under PPP in Kolkata

### Inpatient load in government institutions as compared to some other states

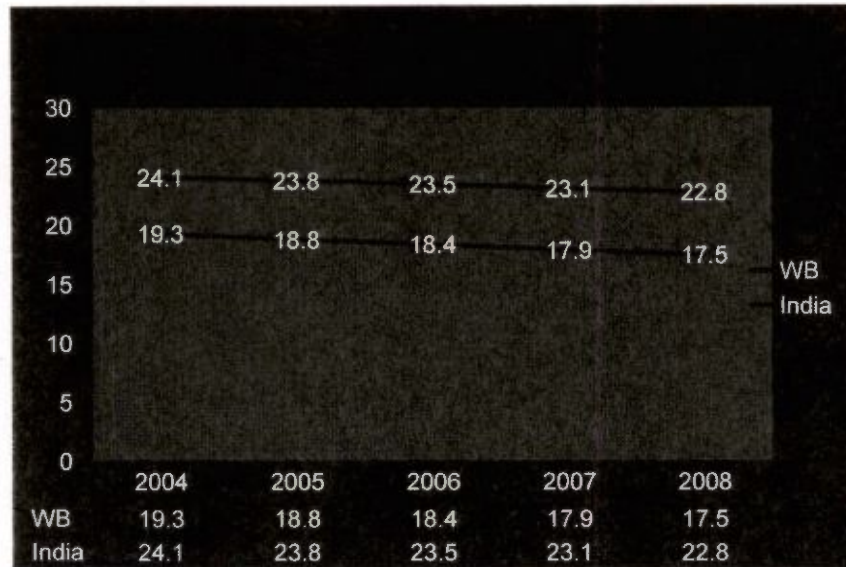
|             | Per 100 of hospitalized cases treated in public and private hospitals |     |       |     |
|-------------|---|-----|-------|-----|
|             | Rural   |     | Urban |     |
|             | Govt  | Pvt | Govt  | Pvt |
| India       | 417   | 583 | 382   | 618 |
| West Bengal | 786   | 213 | 654   | 346 |
| Maharashtra | 287   | 713 | 280   | 720 |
| Andhra Prd  | 272   | 727 | 358   | 642 |
| Karnataka   | 400   | 600 | 289   | 711 |
| Tamil Nadu  | 408   | 592 | 372   | 628 |
| Kerala      | 356   | 644 | 346   | 654 |

### Basic Demographic Indicators

| INDICATOR   | WEST BENGAL                   | INDIA |
|---|-------------------------------|-------|
| Birth Rate (SRS 2008)                                 | 17.5 ( Rank 4 <sup>th</sup> ) | 22.8  |
| Death Rate (SRS 2008)                                 | 6.2 ( Rank 1 <sup>st</sup> )  | 7.4   |
| Infant Mortality Rate (SRS 2008)                      | 35 ( Rank 4 <sup>th</sup> )   | 53    |
| Maternal Mortality Ratio (RGI Special Survey 2004-06) | 141                           | 254   |
| Total Fertility Rate (SRS 2007 -revised)              | 1.9 ( Rank 4 <sup>th</sup> )  | 2.7   |

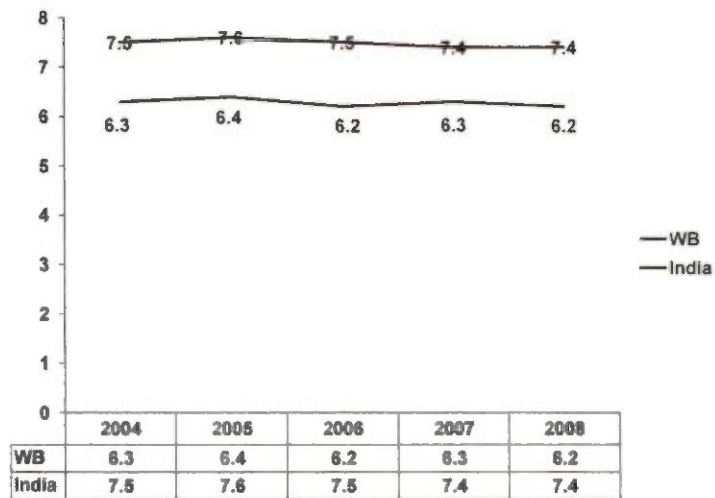
Rank among major states

### Trends in Birth Rate



Source: Sample Registration Survey (SRS)

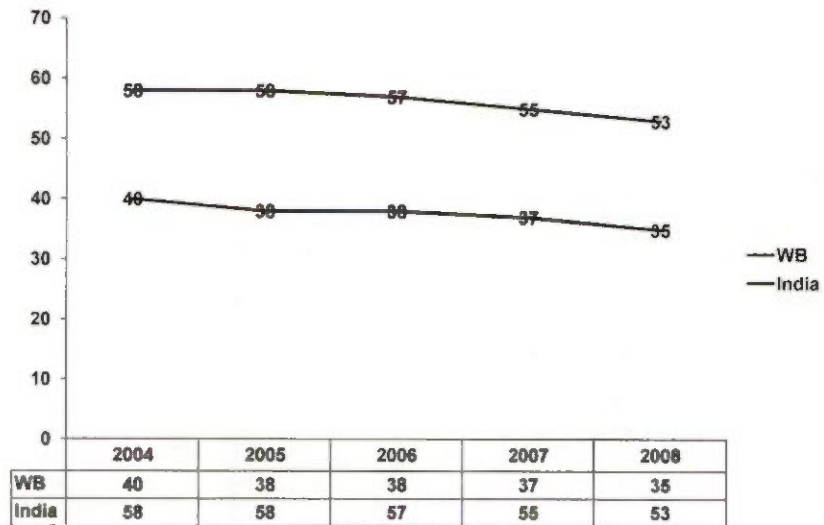
### Trends in Death Rate



Source: Sample Registration Survey (SRS)

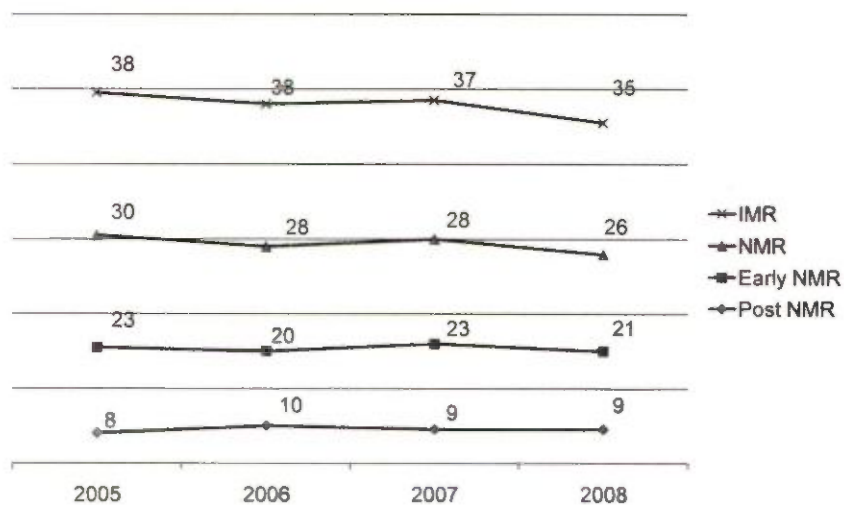


### Trends in Infant Mortality Rate (IMR)



Source: Sample Registration Survey (SRS)

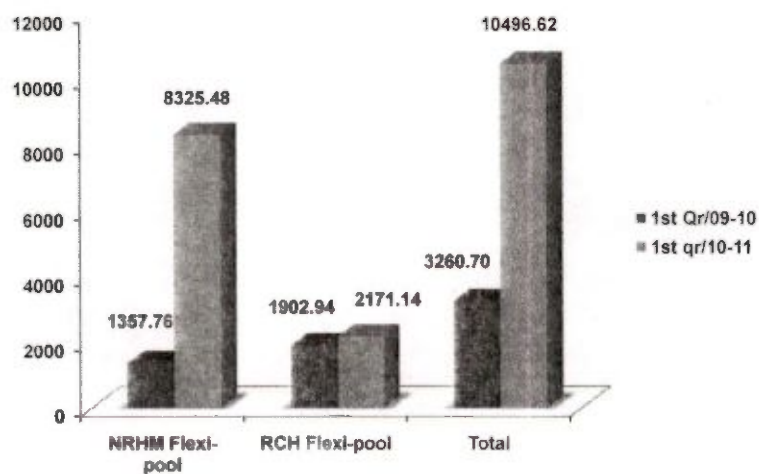
### Trend of IMR and NMR of West Bengal



### GOALS Expected to Achieve During Mission Period

| NRHM/RCH II GOAL | State                               | MDG  |
|------------------|-------------------------------------|------|
|                  | Current status                      |      |
| MMR              | 141<br>(RGI Special Survey 2004-06) | <100 |
| IMR              | 35<br>(SRS 2008)                    | <30  |
| TFR              | 1.9<br>(SRS 2007 Revised)           | 2.1  |

### Trend of Expenditure in 1<sup>st</sup> Qtr. In 2009-10 vis-à-vis 2010-11



## NRHM: Cumulative Financial Status as on 30.06.2010

(Rs. In Lakh)

| Programme       | Total Fund Received since 2005-06 | Total fund Disbursed | Total Expenditure | Unspent Balance |                       |                 |
|-----------------|-----------------------------------|----------------------|-------------------|-----------------|-----------------------|-----------------|
|                 |                                   |                      |                   | At State        | At District /Agencies | Total           |
| NRHM Flexi-pool | 83707.49                          | 70782.27             | 50054.97          | 12925.22        | 20727.30              | 33652.52        |
| RCH Flexi-pool  | 59409.62                          | 50695.50             | 36137.22          | 8714.12         | 14558.28              | 23272.40        |
| NLEP            | 900.94                            | 877.00               | 826.69            | 23.94           | 50.31                 | 74.25           |
| RNTCP           | 1361.29                           | 1209.60              | 786.21            | 151.69          | 423.39                | 575.08          |
| NPCB            | 3731.12                           | 3170.98              | 3038.06           | 560.70          | 132.92                | 693.63          |
| NVDDCP          | 2214.65                           | 3452.60              | 1936.13           | 278.52          | 0.00                  | 278.52          |
| IDSP            | 353.73                            | 306.40               | 268.56            | 47.33           | 37.84                 | 85.17           |
| <b>Total</b>    | <b>151678.84</b>                  | <b>130494.35</b>     | <b>93047.84</b>   | <b>22701.52</b> | <b>35930.04</b>       | <b>58631.57</b> |

## Initiatives to address NMR & MMR

- Anemia control in adolescent girls
- Ensuring quality ANC and introduction of 4<sup>th</sup> ANC
- Referral for high risk mothers
- Free delivery transportation for BPL/SC/ST mothers
- Development of related infrastructure
- Standardisation of labour room condition
- Ensuring quality PNC
- Expanding maternal ward by relocation
- Focusing on delivery hubs
- Setting up of maternal and child health complex in selected secondary facilities

- Level-I Neonatal care unit in DH & SDH
- SNCU in DH and selected SDH
- 6 SNSU surrounding each SNCU
- Newborn care corner in all delivery centre
- Free transportation for neonates



## Maternal Health: Interventions

### Ante Natal Check ups

- ANC within specific time
- Introduction of 4<sup>th</sup> ANC
- Haemoglobin, albumin & sugar test conducted at Sub Centre level
- Detection of complications & planning in advance

### Intra-natal

- SBA training to GNMs
- BEmOC Training
- 72 Private institutions empanelled under Ayushmati
- 9417 deliveries conducted under Ayushmati in 2009-10 and that in 1<sup>st</sup> Qtr. Of 2010-11 is 3696
- Additional incentives of Rs. 300 to JSY- mothers after institutional delivery

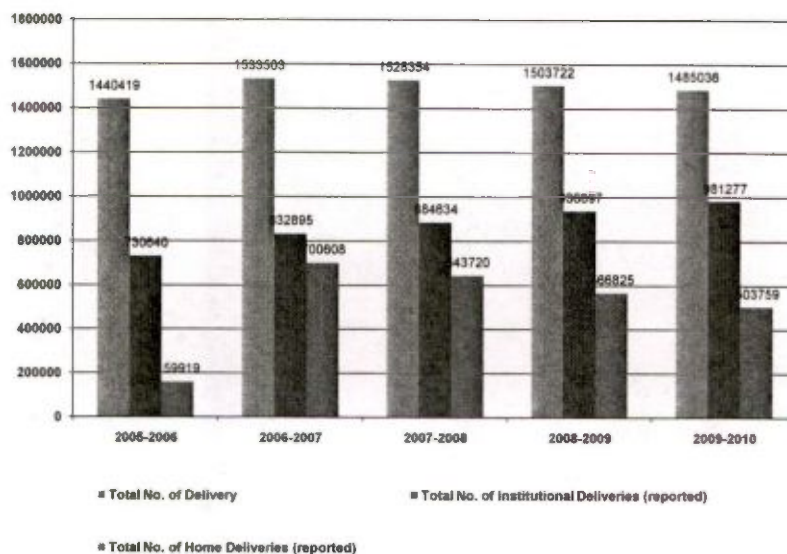
### Improving Post Natal Check ups

- House- Visit by ASHA /2<sup>nd</sup> ANM within 48 hours from discharge of mother from delivery centres
- In case of home delivery, PNC ensured through 2<sup>nd</sup> ANMs & ASHAs

## Adolescent Anemia Control Programme

- Addressing adolescent girls in school
  - Weekly IFA supplementation
  - Biannual de-worming
  - Implementation through teachers
- Addressing out of School Adolescent Girls
  - In backward districts through NGOs
  - Peer education approach

## Institutional Delivery



## Measures to improve Institutional Delivery

- Additional amount of Rs. 300/- paid to all BPL/SC/ST pregnant women delivering in Govt. facilities along with the JSY benefits
- Hypothermia prevention kit, containing baby clothes, blanket and mosquito net amongst other items, given to all women delivering in Govt. facilities
- Implementation of JSY scheme. Total no. of mothers received JSY benefits during 2009-10: 7,24,804 and that in 1<sup>st</sup> QTR. Of 2010-11 is 138798
- Referral transport benefit (Rs. 150 – Rs. 450 ) over and above JSY benefit to BPL/SC/ST mothers for coming to institution for delivery. Total number beneficiary for 2009-10: 3,73,089 and that in 1<sup>st</sup> Qtr. Of 2010-11 is 85595
- Voucher scheme for cash less delivery transportation for BPL/SC/ST pregnant women in two backward districts

### **Measures to improve Institutional Delivery (contd...)**

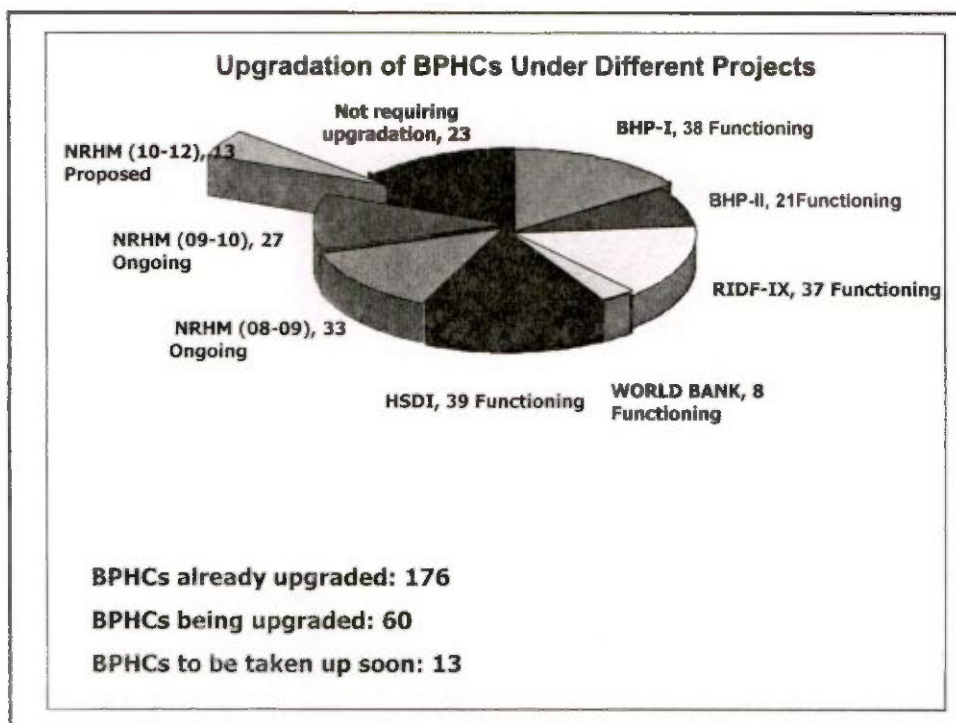
- **Provision of Haemoglobin color scale and Foetal Doppler to all 10356 Sub Centres**
- **Provision of Combi - stick for detection of albumin & sugar in urine to all Sub Centres**
- **Provision of delivery table and delivery kit to 1000 Sub Centres is under process**
- **Expansion of delivery centers through PPP in Sunderbans of North and South 24-Parganas by involving 6 more NGOs in these hard to reach areas**

### **Current status: Name Based Tracking System**

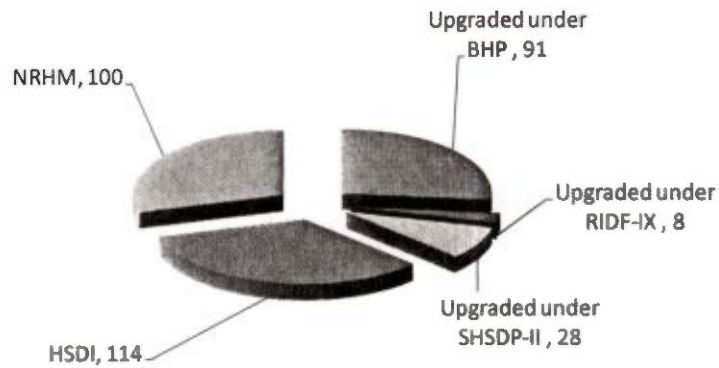
- **Name based tracking system started since April in rural areas of 18 districts.**
- **New formats have been provided to all sub-centres and ANMs have been trained**
- **Currently reports are being generated on Excel sheets. NIC has been requested to support with software**



## Development of BPHC/ PHC and Sub-Centres



## Status of Upgradation of the PHCs



- > Total PHCs: 922
- > Identified for upgradation: 341
- > PHCs already upgraded: 127
- > PHCs taken up for up-gradation till now: 214.

## FRU : Status and steps ahead

### Functional till date: 95

DH-15, SDH-44, SGH-19, RH-14 and Other Govt. Hospital at State level-3

### FRUs to be functional by 10-11: 20

SGH-1, RH-19

## **24 x 7 PHCs: Status and steps ahead**

### **Functional till date: 202**

Normal deliveries conducted 24X7 - 202

Essential newborn care services available - 182

Availability of Referral transport 24X7 – 202

### **To be Operationalised by Mission period - 449**

## **Infrastructure development-Upgradation of Sub-Centres**

| <b>Type of Sub Centre</b>   | <b>Total Sanctioned</b> | <b>Completed &amp; Functional</b> | <b>Work in progress</b> |
|-----------------------------|-------------------------|-----------------------------------|-------------------------|
| <b>GP HQ Sub Centre</b>     | <b>2003</b>             | <b>1354</b>                       | <b>649</b>              |
| <b>Non GP HQ Sub Centre</b> | <b>802</b>              | <b>315</b>                        | <b>487</b>              |



**New Born Care Facilities  
Current Status and Future Planning**

**SNCU**

**CURRENTLY FUNCTIONAL – 7**

**PLANNED FOR 2010-11 – 13 DHS & 9 SDH**

**NBSU**

**CURRENTLY FUNCTIONAL – 95**

**PLANNED FOR 2010-11 – 30**

**NBCC**

**CURRENTLY FUNCTIONAL – 105**

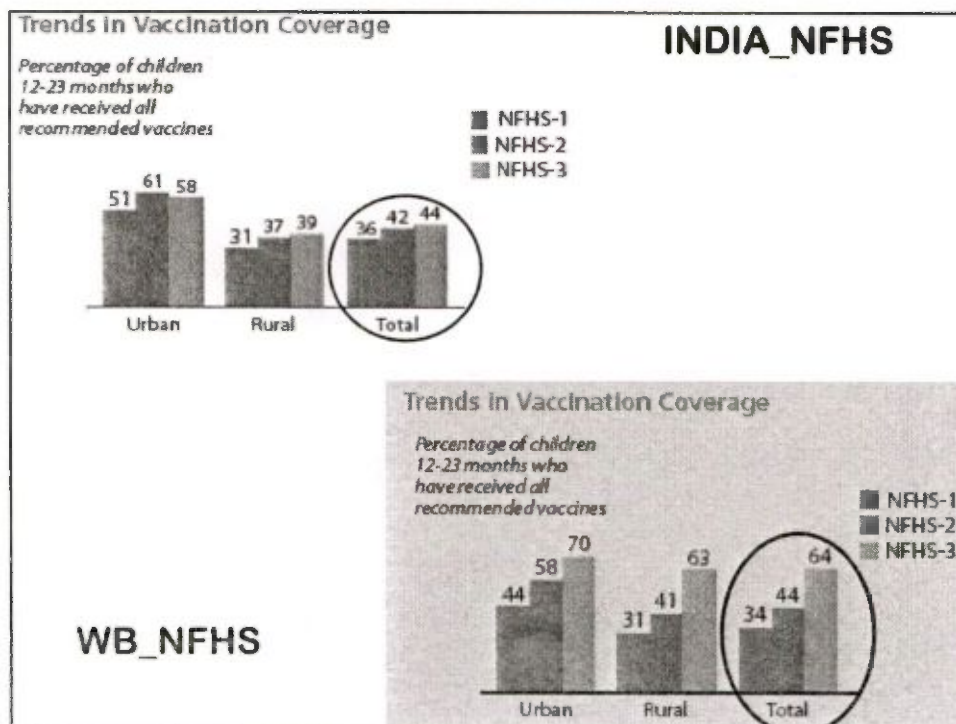
**PLANNED FOR 2010-11 – 370**

**Nutrition Rehabilitation Clinic**

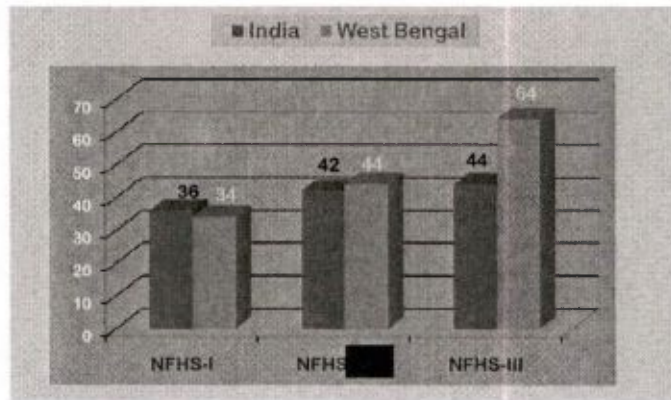
- 7 NRC to be made operational with effect from 2<sup>nd</sup> October 2010
- 6 of them are located in backward districts --- Jalpaiguri, Uttar Dinajpur, Dakshin Dinajpur, Maldah, Purulia and Murshidabad.
- Proposed district for the 7<sup>th</sup> NRC is South 24-Parganas
- The NRC will be operated through NGO

## Child Health: Measures taken

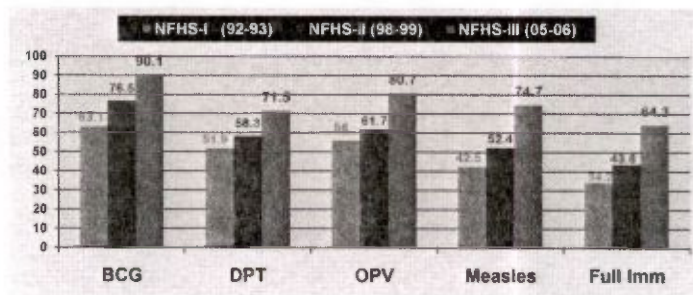
- Introduction of Umbilical Cord Clamp instead of cotton cord ligature: to prevent infection
- Autoclaves procured for maintaining total sterility
- New Born Care established in FRUs
- Initiation & promotion of exclusive breast feeding
- Ensuring timely weaning & proper diet
- Ensuring timely immunisation with supplementation of Vit-A, IFA & zinc tablets with low osmolobility ORS



### Full Immunization Coverage (%)

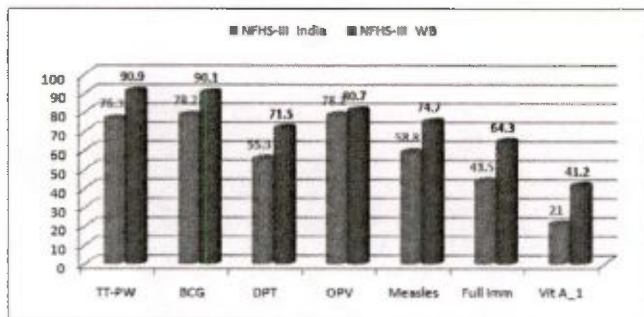


### WEST BENGAL Routine Immunization (UIP) Surveyed Coverage (%)\_ (NFHS)

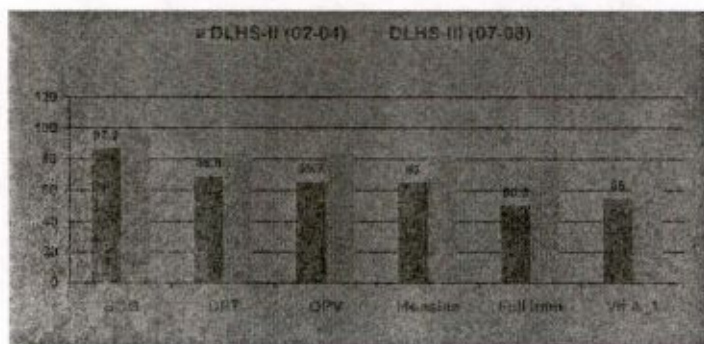




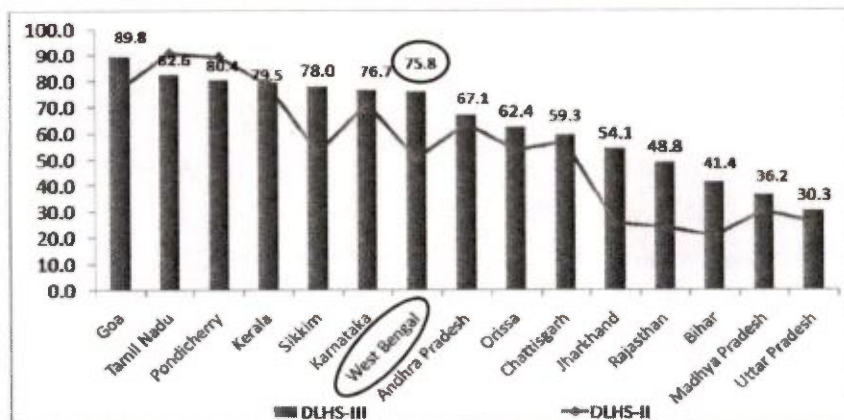
**INDIA vs WEST BENGAL  
Routine Immunization (UIP)  
Surveyed Coverage (%)\_ (NFHS-3)**



**WEST BENGAL  
Routine Immunization (UIP)  
Surveyed Coverage (%)\_DLHS**



**Coverage\_Full Immunization\_States**



## FAMILY PLANNING

| Sl. No. | Indicators                                       | Status 2009-10         |
|---------|--|------------------------|
| 1       | No. of female sterilisations                     | 254919                 |
|         | 1a. Out of which, no. of mini lap sterilisations | 184596                 |
| 2       | No. of male sterilisations                       | 34482                  |
| 3       | No. of IUD insertions                            | 81506                  |
| 4       | No. of IUD removals                              | 10903                  |
| 5       | No. of sterilisation deaths                      | Male: 1<br>Female: 3   |
| 6       | No. of sterilisation failures                    | Male: 356<br>Female: 5 |

## Human Resource

### Sanctioned strength and in position GDMO and Specialist Doctors

- GDMO: 1002 currently in position
- Specialist MO: 474 currently in position, of which 310 has been selected from PSC
- Medical Trainers
  - Professors: 412 in position (vacancy 26)
  - Asso. Prof: 474 in position (vacancy 75)
  - Asst. Prof: 622 in position (vacancy 92)
  - Basic Teacher: 774 in position (vacancy 145)

### Status : Engagement of Contractual GDMO and Specialist MO

- ✓ GDMO in Position – 238; Target -341
- ✓ Specialist MO in position – 55; Target – 300

#### Initiative taken to fill-up the gap

- ✓ Recruitment by campus interview to fill up the vacant posts
- ✓ Walk-in interviews conducted at District level for increasing the intake of doctors
- ✓ Honorarium increased from Rs.32,000/- to Rs. 40,000/- for specialists and from Rs.28,000/- to Rs. 32,000/-for GDMOs



## Maternal Health Training

| SL. NO. | NAME OF THE TRAINING            | TARGET GROUP   | TOTAL TRAINING LOAD | TRAINED UP TO MARCH'10 | LOAD IN 2010-11 | TRAINED in 1st Qtr (April-June'10) |
|---------|---------------------------------|--|---------------------|------------------------|-----------------|------------------------------------|
| 1       | LSAS                            | Master Trainers  | 13                  | 13                     | NA              | NA                                 |
|         |                                 | District Trainers  | 16                  | 16                     | NA              | NA                                 |
|         |                                 | MOs  | 200                 | 71                     | 32              | 2 BATCHES ONGOING                  |
| 2       | CEMoC                           | Master Trainers  | 8                   | 8                      | NA              | NA                                 |
|         |                                 | District Trainers  | 8                   | 6                      | 2               | TO BE SELECTED                     |
|         |                                 | MOs  | 100                 | 42                     | 24              | 1 BATCH ONGOING                    |
| 3       | BEmOC                           | MOs  | 1800                | 119                    | 480             | 11                                 |
| 4       | BSU                             | MO   | 150                 | 61                     | 40              | 7                                  |
|         |                                 | LAB TECH   | 150                 | 58                     | 40              | 5                                  |
| 5       | SBA                             | G&O, PAED., ADMINISTRATOR, MO, FACULTY OF NTC, NTS, GNM, NS, DNS & OTHERS    | 500                 | 502                    | 60              | Already been started               |
|         |                                 | GNM, SN, ANM   | 8000                | 2358                   | 1440            | 68                                 |
| 6       | RTI/STI Prevention & Management | Dy CMOH-III, Dy CMOH-III, DPHNO, DMCHO, G&O specialist, Skin specialist, Mos | 190                 | 126                    | NA              | NA                                 |
|         |                                 | MO   | 2035                | 127                    | 2035            | 414                                |
|         |                                 | Indoor Staff Nurse, BPHN, PHN  | 5325                | 55                     | 5325            | 513                                |

## Child Health Training

| SL. NO.   | NAME OF THE TRAINING                             | TARGET GROUP   | TOTAL TRAINING LOAD | TRAINED UP TO MARCH'10 | LOAD IN 2010-11 | TRAINED in 1st Qtr (April-June'10)                 |
|---|--|--|---------------------|------------------------|-----------------|--|
| <b>IMNCI TRAINING</b>                               |  |  |                     |                        |                 |  |
| 1   | TOT FOR DISTRICT TRAINERS                        | DY CMOH-III, DMCHO, DPHNO, ACMOH, FACULTY OF MEDICAL COLLEGES & STATE OFFICIALS and OTHERS   | 4486                | 781                    | 480             | 72   |
|   | B. TOT FOR BLOCK TRAINERS                        | BMOH/MO, BPHN/PHN, DPC, CDPO, AC DPO, NURSING TUTORS   |                     |                        |                 |  |
|   | C. TRAINING OF FRONT LINE WORKERS                | HS(F), ICDS (SUPERVISOR) HA(F), AWW, ASHA  | 63500               | 2999                   | 12480           | 935  |
| <b>IMMUNIZATION TRAINING FOR HEALTH WORKERS</b>     |  |  |                     |                        |                 |  |
| 2   | IMMUNIZATION TRAINING FOR HEALTH WORKERS         | HA(F), HS(F), HA(M), 2nd ANM & others  | 23000               | 17243                  | 5000            | 25   |
| <b>IMMUNIZATION TRAINING FOR MEDICAL OFFICERS</b>   |  |  |                     |                        |                 |  |
| 3   | A. STATE LEVEL TOT FOR DISTRICT TRAINERS         | Dy CMOH-III, DMCHO, ACMOH (Selective), URBAN HEALTH OFFICER, 2 FACULTY MEMBERS FROM MCH, SMO | 152                 | 140                    | NA              | NA   |
|   | B. TRAINING OF MEDICAL OFFICERS                  | MEDICAL OFFICERS   | 3500                | 0                      | 2345            | Will be started soon                               |
| <b>ORIENTATION TRAINING FOR COLD CHAIN HANDLERS</b> |  |  |                     |                        |                 |  |
| 4   | STATE LEVEL TRAINING FOR DISTRICT LEVEL TRAINERS | Dy CMOH-III, DMCHO, DPHN, MO PPU unit & Faculty from NTS                                     | 90                  | 81                     | 70              | Will be started after receiving National level TOT |
|   | TRAINING OF COLD CHAIN HANDLERS                  | COLD CHAIN HANDLERS  | 2275                | 2341                   | 1500            |  |

## Family Planning Training

| SL. NO. | NAME OF THE TRAINING                          | TARGET GROUP   | TOTAL TRAINING LOAD | TRAINED UP TO MARCH'10 | LOAD IN 2010-11 | TRAINED in 1st Qtr (April-June'10) |
|---------|---|--|---------------------|------------------------|-----------------|------------------------------------|
|         | <b>IUD</b>                                    |  |                     |                        |                 |                                    |
| 1       | A STATE LEVEL TOT FOR DISTRICT TRAINERS       | Dy. CMOH-III, DMCHO, DPHNO, G&O, MO (PPUNIT), SISTER TUTOR--NTS, FOGSI | 370                 | 132                    | 200             | 0                                  |
|         | B. DISTRICT LEVEL TOT FOR BPHC LEVEL TRAINERS | BMOH, BPHN, PHN, MO, HS(F)   | 2728                | 688                    | 1340            | 263                                |
|         | C. BPHC LEVEL TRAINING OF HEALTH WORKERS      | ANM, HS(F)   | 13866               | 433                    | 10100           | 0                                  |
| 2       | NSV   | MO   | 1500                | 1213                   | 175             | 31                                 |
| 3       | LAP   | Medical Team (1MO, 1SN, 1Gr-D Staff)                                   | 150                 | 62                     | 30              | 6                                  |
| 4       | MINILAP                                       | MO   | 1500                | 1200                   | 500             | 14                                 |

## ASHA: Implementation in West Bengal

- Total no. of ASHAs to be selected in the State: 60984 (2006-2012)
- Total no. of ASHAs selected: 32508
- Total no. of ASHAs selected and initiated into training (1<sup>st</sup> round): 22214
- Total no. of ASHAs completed 5<sup>th</sup> round training: 11196

### Our achievements:

- Completion of 5<sup>th</sup> round training for 11196 as per GOI approved structure
- Involvement of MNGOs in training ASHAs at district level
- ASHA talk show once a week and publication of ASHA newsletter quarterly
- Uniform for ASHAs
- Badge for identity in the village



## Way forward in ASHA implementation

- Taking up the challenges of rolling out the 6<sup>th</sup> and 7<sup>th</sup> module of ASHA training. 8 State trainers now being trained at SEARCH Ghadchiroli
- ASHA mentoring and support structure at District, block and GP level approved. To be in place soon
- Procurement and distribution tender process initiated
- Phone-in programme for ASHA
- Revised monitoring system



## 2<sup>nd</sup> ANM: Achievements and Steps Ahead

### Engagement of 2<sup>nd</sup> ANM

- ✓ The total number of ANMs to be selected in all the 341 blocks of West Bengal is 10356
- ✓ The number of ANMs in position till date is 3700
  - ✓ ANMs undergoing training and to be engaged within this year – 2500

### Steps Ahead

- ✓ Allowance for mobile phone connection
- ✓ Replenishment of Drug Kit



## **Intersectoral Convergence**

- 786 AYUSH Medical officers to be posted in 786 Gram Panchayats.
- Village Health & Nutrition Day is being held in AWCs to improve the health & nutritional status of children & mothers.
- Drinking Water quality laboratories have been set up in collaboration with PHE Dept. 80 NGO managed and 34 Department managed laboratories are running currently. 1,88,114 water samples from different rural water sources have been tested in 2009-10
- Disability Screening and certification camps in collaboration with WCD & SW Dept.

## **Measures taken to improve access of services through NGO participation**

- Services provided in closed tea gardens through NGOs
- NGO-run delivery centers in remote areas of Sunderban in North and South 24 Parganas, running in 11 blocks. Total deliveries conducted till date - 1,604.
- A special programme called Jeevan Jyoti Sahayata Prakaalpa for Lodha and Sabar tribal community is being implemented in the district of Paschim Midnapore.
- GP based Mobile Health camps are being held in areas with no PHC/BPHC on fixed days at fixed sites
- Medical Officers being hired by the Gram Panchayats on contractual basis
- In case of non availability of allopathic doctors, AYUSH doctors are being engaged by Gram Panchayats to improve service delivery
- Provision of PPP ambulances managed by the local NGOs in all blocks

### **Achievement of GP based Mobile health camps**

| <b>Year</b>    | <b>Total No. of GP Identified</b> | <b>Total No. of Camps Held</b> | <b>Total No. of Patients treated (in lakhs)</b> |
|----------------|-----------------------------------|--------------------------------|---|
| <b>2007-08</b> | <b>2036</b>                       | <b>58103</b>                   | <b>49.025</b>                                   |
| <b>2008-09</b> | <b>2036</b>                       | <b>56979</b>                   | <b>45.081</b>                                   |
| <b>2009-10</b> | <b>2036</b>                       | <b>57200</b>                   | <b>44.769</b>                                   |

### **Nishchay Yan --102**

- Introduction of Toll-free tele-helpline (102) to ensure access to ambulance services throughout the state
- Service will be rendered by selected organisations having prior experience of running ambulance service
- District based call centre will be set-up which receive calls and maneuver the ambulance service to address the emergency need
- Pregnant women belonging to BPL/SC/ST and all neonatal children will be transported to Govt. Facilities through this 102 service at free of charge

## **Programme Management**

- **Strengthening of SPMU by introducing**
  - Programme implementation cell
  - HMIS cell
  - M & E cell
  - Engineering cell
  - Customised Tally software
  - Website for all districts
- **Strengthening of DPMU by introducing**
  - Engineering cell
  - Accounts Assistant
  - Additional DPC for backward districts
- **Strengthening of BPMU**
  - Providing exclusive computer for BAM for facilitating usage of Tally software

THANK YOU



**Action taken report on the discussion held in the 2<sup>nd</sup> Meeting of the State Health Mission, West Bengal held on 28.07.2008 at 12 noon.**

**Point of action based on the discussion :**

- a) **The Hon'ble Chief Minister, while mentioning that health facilities of the state created to the need of more than 70% people of the State, emphasized the need for taking immediate measures for dealing with the problem of malnutrition and anaemia prevailing among the women and children of the State . He also expressed concern over early marriage and early motherhood of women and asked the Department of Health & Family Welfare to evolve a strategy to tackle these issues effectively in coordination with other related departments.**

**Action Taken :** For detection of anaemia amongst pregnant mother, sub-center level Provision of Haemoglobin color scale and Foetal Doppler to all 10356 Sub Centres have been made. Besides, Special Anemia control programme adolescent girls have been taken up. Reduction of incidence of anaemia amongst the adolescent girls is one of the major activities for reducing IMR and MMR. To address this issue, steps have been taken for administering weekly IFA supplementation and biannual de-worming amongst the adolescent girls. The school-going girls of this age-group will be covered under this programme through the teachers. Support from the School Education Department will be an essential component for success of this initiative. For dealing with the problems of malnutrition, anaemia and safe motherhood, following activities have also been undertaken.

- Additional amount of Rs. 300/- paid to all BPL/SC/ST pregnant women delivering in Govt. facilities along with the JSY benefits
- Hypothermia prevention kit, containing baby clothes, blanket and mosquito net amongst other items, given to all women delivering in Govt. facilities
- Implementation of JSY scheme. Total no. of mothers received JSY benefits during 2009-10: 7,24,804 and that in 1<sup>st</sup> QTR. Of 2010-11 is 138798
- Referral transport benefit (Rs. 150 – Rs. 450 ) over and above JSY benefit to BPL/SC/ST mothers for coming to institution for delivery. Total number beneficiary for 2009-10: 3,73,089 and that in 1<sup>st</sup> Qtr. Of 2010-11 is 85595
- Voucher scheme for cash less delivery transportation for BPL/SC/ST pregnant women in two backward districts. This will be integrated with NISCHAY YAN programme for rest of the districts during the current year.

To address the issue of malnutrition, steps have also been taken for establishment of Nutritional Rehabilitation Clinics . These Clinics will be started in the backward areas where special care for the severally malnourished children. In identified PHCs severally malnourished children along with their mothers will be given special dose of nutritional diets . Mothers will be trained on preparation of nutritional food based on locally available food ingredients under guidance of Doctors and Dieticians. The children and their mother will be released after a period of 7 to 15 days after a visible improvement in their weight . During the current financial year 7 NRCs have been targeted to be set up. 6 of them are located in backward districts --- Jalpaiguri, Uttar Dinajpur, Dakshin Dinajpur, Maldah, Purulia and Murshidabad. Proposed district for the 7<sup>th</sup> NRC is South 24-Parganas

- b) **The Hon'ble Finance Minister suggested that district-wise performance in physical and financial terms should also be made available during the meeting of the state Health Mission.**

Action Taken: District Wise report of financial performance and physical performance is enclosed with this action taken report and the same has been circulated (see Annexure-A).

- c) **Mr. Amarjit Sinha, Joint Secretary , Ministry of Health and Family Welfare , Government of India informed the house of the introduction of "Dial-108" system by some States for seeking the services of Ambulances and Para-medical Staff in case of emergencies.**

Action Taken: An initiative "Nischay Yan" has been formulated under which, 24x7 call centres will be established in all the districts which may be accessed by dialling a dedicated No. 102 . The Call Centres will be run by reputed NGOs as may be selected by the Districts. The District Health and Family Welfare Samitis will enter into MoU with the private Ambulance operators (primarily attention will be given to empanel Ambulances purchased under MPLAD, BEUP and PPP Ambulances) located nearest to the citizen calling for Ambulance services. The citizens will have to pay for Ambulances at a rate fixed by the District Health and Family Welfare Samiti. Emergency transport service for the pregnant women and Sick Neonatal Children belonging to BPL/SC/ST may avail free referral transport.

- d) **Mr. Amarjit Sinha, Joint Secretary , Ministry of Health and Family Welfare , Government of India, requested the State Government to consider whether evening OPD could be run in all the health facilities by granting some additional amounts as remuneration to the doctors and para-medical staff who would work during the period, he also drew the attention for granting 'Difficulty Area Allowances' for the doctors and other staff for encouraging them to serve in remote areas.**

Action Taken: MCI has allowed advantage of 10% for each year up to maximum 30% while considering admission to Post Graduate courses. The process of notifying the difficult areas has been started.



## Annexure-A

## A. Financial Performance

## A.1 Statement showing District Financial performance of NRHM Additionalities and RCH fund :

| District        | Fund head | OB<br>(01.04.10) | Released<br>in 1 <sup>st</sup><br>Qtr. | Total | Expnd<br>In 1 <sup>st</sup><br>Qtr. | Balance | Yet to<br>release |
|-----------------|-----------|------------------|--|-------|-------------------------------------|---------|-------------------|
| 24-Pgs (N)      | NRHM      | 11.33            | 5.41                                   | 16.74 | 1.43                                | 15.31   | 13.4              |
|                 | RCH       | 5.88             | 2.09                                   | 7.97  | 0.92                                | 7       | 6.91              |
|                 | Total:    | 17.21            | 7.5                                    | 24.71 | 2.35                                | 22.31   | 20.31             |
| 24-Pgs (S)      | NRHM      | 11.13            | 15.35                                  | 26.48 | 2.18                                | 24.3    | 11.25             |
|                 | RCH       | 5.59             | 3.07                                   | 8.66  | 2.27                                | 6.39    | 7.99              |
|                 | Total:    | 16.72            | 18.42                                  | 35.14 | 4.45                                | 30.69   | 19.24             |
| Purbo Mdn.      | NRHM      | 9.87             | 2.49                                   | 12.36 | 0.67                                | 11.7    | 12.86             |
|                 | RCH       | 3.11             | 2.18                                   | 5.29  | 0.85                                | 4.44    | 5.82              |
|                 | Total:    | 12.98            | 4.67                                   | 17.65 | 1.52                                | 16.14   | 18.68             |
| Paschim<br>Mdn. | NRHM      | 16.19            | 18.1                                   | 34.29 | 2.25                                | 32.04   | 14.15             |
|                 | RCH       | 2.85             | 3.28                                   | 6.13  | 1.4                                 | 4.73    | 7.48              |
|                 | Total:    | 19.04            | 21.38                                  | 40.42 | 3.65                                | 36.77   | 21.63             |
| Howrah          | NRHM      | 5.53             | 1.89                                   | 7.42  | 0.53                                | 6.89    | 7.29              |
|                 | RCH       | 2.71             | 1.65                                   | 4.36  | 0.86                                | 3.5     | 3.15              |
|                 | Total:    | 8.24             | 3.54                                   | 11.78 | 1.39                                | 10.39   | 10.44             |
| Hooghly         | NRHM      | 9.6              | 3.69                                   | 13.29 | 0.47                                | 12.82   | 10.16             |
|                 | RCH       | 7.07             | 1.96                                   | 9.03  | 0.83                                | 8.21    | 4.87              |
|                 | Total:    | 16.67            | 5.65                                   | 22.32 | 1.3                                 | 21.03   | 15.03             |
| Bankura         | NRHM      | 10.86            | 6.26                                   | 17.13 | 1                                   | 16.13   | 19.43             |
|                 | RCH       | 3.31             | 2.85                                   | 6.16  | 1.29                                | 4.87    | 6.97              |
|                 | Total:    | 14.17            | 9.11                                   | 23.29 | 2.29                                | 21      | 26.4              |
| Purulia         | NRHM      | 7.45             | 5.02                                   | 12.47 | 0.8                                 | 11.67   | 17.52             |
|                 | RCH       | 2.28             | 1.77                                   | 4.05  | 0.92                                | 3.13    | 4.49              |
|                 | Total:    | 9.73             | 6.79                                   | 16.52 | 1.72                                | 14.8    | 22.01             |
| Bardhaman       | NRHM      | 8.92             | 8.41                                   | 17.34 | 1.63                                | 15.71   | 12.23             |
|                 | RCH       | 8.56             | 2.9                                    | 11.45 | 1.18                                | 10.28   | 7.81              |
|                 | Total:    | 17.48            | 11.31                                  | 28.79 | 2.81                                | 25.99   | 20.04             |
| Birbhum         | NRHM      | 4.64             | 8.36                                   | 13    | 5.79                                | 7.21    | 14.88             |
|                 | RCH       | 4.42             | 2.88                                   | 7.3   | 0                                   | 7.3     | 9.01              |
|                 | Total:    | 9.06             | 11.24                                  | 20.3  | 5.79                                | 14.51   | 23.89             |
| Murshidabad     | NRHM      | 13.33            | 12.42                                  | 25.75 | 1.29                                | 24.46   | 13.43             |
|                 | RCH       | 3.14             | 2.79                                   | 5.93  | 1                                   | 4.93    | 11.57             |
|                 | Total:    | 16.47            | 15.21                                  | 31.68 | 2.29                                | 29.39   | 25                |
| Maldah          | NRHM      | 7.87             | 7.55                                   | 15.42 | 1.14                                | 14.28   | 9.05              |
|                 | RCH       | 3.15             | 1.49                                   | 4.64  | 0.52                                | 4.11    | 8.22              |
|                 | Total:    | 11.02            | 9.04                                   | 20.06 | 1.66                                | 18.39   | 17.27             |



| District    | Fund head | OB<br>(01.04.10) | Released<br>in 1 <sup>st</sup><br>Qtr. | Total | Expnd<br>. In 1 <sup>st</sup><br>Qtr. | Balance | Yet to<br>release |
|-------------|-----------|------------------|--|-------|---------------------------------------|---------|-------------------|
| U. Dinajpur | NRHM      | 4.73             | 3.72                                   | 8.45  | 0.76                                  | 7.69    | 8.26              |
|             | RCH       | 3.72             | 1.47                                   | 5.19  | 1.03                                  | 4.14    | 6.32              |
|             | Total:    | 8.45             | 5.19                                   | 13.64 | 1.79                                  | 11.83   | 14.58             |
| D. Dinajpur | NRHM      | 2.2              | 2.45                                   | 4.65  | 0.15                                  | 4.51    | 9.83              |
|             | RCH       | 2.2              | 1.31                                   | 3.51  | 0.41                                  | 3.1     | 4.94              |
|             | Total:    | 4.4              | 3.76                                   | 8.16  | 0.56                                  | 7.61    | 14.77             |
| Darjeeling  | NRHM      | 1.93             | 2.31                                   | 4.24  | 0.2                                   | 4.03    | 6.38              |
|             | RCH       | 5.75             | 0.76                                   | 6.51  | 0.25                                  | 6.26    | 5.24              |
|             | Total:    | 7.68             | 3.07                                   | 10.75 | 0.45                                  | 10.29   | 11.62             |
| Nadia       | NRHM      | 2.99             | 3.48                                   | 6.47  | 1.35                                  | 5.12    | 11.82             |
|             | RCH       | 3.3              | 1.87                                   | 5.17  | 0.84                                  | 4.33    | 5.99              |
|             | Total:    | 6.29             | 5.35                                   | 11.64 | 2.19                                  | 9.45    | 17.81             |

#### A.2 Utilization of RKS Fund :

| Name of the district  | OB as on<br>01.04.10 | Released<br>in 1 <sup>st</sup><br>Qtr. | Total         | Expnd<br>. In 1 <sup>st</sup><br>Qtr. | Balance       | Yet to<br>release |
|-----------------------|----------------------|--|---------------|---------------------------------------|---------------|-------------------|
| North 24-<br>Parganas | 93.02                | 93                                     | 186.02        | 7.49                                  | 178.54        | 0                 |
| South 24-<br>Parganas | 53.08                | 106                                    | 159.08        | 9.76                                  | 149.32        | 0                 |
| Purbo<br>Medinipur    | 102.74               | 88                                     | 190.74        | 0.02                                  | 190.73        | 0                 |
| Paschim<br>Medinipur  | 138.93               | 116                                    | 254.93        | 10.68                                 | 244.25        | 0                 |
| Howrah                | 53.23                | 69                                     | 122.23        | 5.12                                  | 117.11        | 1                 |
| Hooghly               | 86.71                | 87                                     | 173.71        | 4.49                                  | 169.22        | -1                |
| Bankura               | 104.61               | 93                                     | 197.61        | 5.95                                  | 191.66        | 0                 |
| Birbhum               | 44.97                | 84                                     | 128.97        | 32.63                                 | 96.35         | 0                 |
| Purulia               | 81.13                | 79                                     | 160.13        | 3.79                                  | 156.35        | 0                 |
| <b>Barddhaman</b>     | <b>148.04</b>        | <b>144</b>                             | <b>292.04</b> | <b>22.6</b>                           | <b>269.45</b> | <b>0</b>          |
| Nadia                 | 92.03                | 78                                     | 170.03        | 3.76                                  | 166.27        | -1                |
| Murshidabad           | 107.84               | 107                                    | 214.84        | 6.29                                  | 208.55        | 5                 |
| Maldah                | 35.83                | 56                                     | 91.83         | 4.82                                  | 87.01         | 1                 |
| Uttar Dinajpur        | 27.26                | 35                                     | 62.26         | 4.19                                  | 58.07         | 0                 |
| D. Dinajpur           | 59.8                 | 33                                     | 92.8          | 0.06                                  | 92.75         | 0                 |
| Darjeeling            | 18.56                | 44                                     | 62.56         | 2.56                                  | 60            | 42                |
| Jalpaiguri            | 66.37                | 60                                     | 126.37        | 17.17                                 | 109.2         | 0                 |
| Coochbehar            |                      |  |               |                                       |               |                   |

**B . Physical Performance :**

Present District wise position of Sub-Centres, PHC, Rural Hospital and BPHC

| S. No | Name of the District       | No. Of Sub centre | No. Of PHC | No. Of CHCs |      |               |
|-------|----------------------------|-------------------|------------|-------------|------|---------------|
|       |                            |                   |            | RH          | BPHC | CHC=RH + BPHC |
| 1     | Bankura                    | 564               | 70         | 5           | 16   | 21            |
| 2     | Birbhum                    | 484               | 58         | 4           | 15   | 19            |
| 3     | Bardhaman                  | 765               | 104        | 6           | 28   | 34            |
| 4     | Dakshin Dinajpur           | 247               | 19         | 1           | 5    | 6             |
| 5     | Darjiling                  | 230               | 21         | 3           | 8    | 11            |
| 6     | Haora                      | 448               | 42         | 4           | 11   | 15            |
| 7     | Hugly                      | 660               | 61         | 8           | 9    | 17            |
| 8     | Jalpaiguri                 | 537               | 39         | 6           | 8    | 14            |
| 9     | Koch Bihar                 | 406               | 29         | 1           | 12   | 13            |
| 10    | Maldah                     | 511               | 34         | 6           | 10   | 16            |
| 11    | Mednipur (W)               | 858               | 84         | 9           | 20   | 29            |
| 12    | Mednipur (E)               | 706               | 54         | 4           | 21   | 25            |
| 13    | Murshidabad                | 832               | 70         | 9           | 17   | 26            |
| 14    | Nadia                      | 469               | 48         | 7           | 6    | 13            |
| 15    | North 24 Parganas          | 742               | 53         | 7           | 15   | 22            |
| 16    | Puruliya                   | 485               | 53         | 5           | 14   | 19            |
| 17    | South Twenty Four Parganas | 1068              | 63         | 9           | 18   | 27            |
| 18    | Uttar Dinajpur             | 344               | 20         | 1           | 6    | 7             |
| 19    | Kolkata                    | 0                 | 0          | 0           | 0    | 0             |
|       | Total                      | 10356             | 922        | 95          | 239  | 334           |

B.1 : Up gradation of PHC .

Sanction of Upgradation of PHCs to 10 beded round the clock PHC undertaken during 2010-11

| District             | Sanctioned |
|----------------------|------------|
| Birubhum             | 8          |
| Maldah               | 4          |
| Murshidabad          | 5          |
| North 24- Pgns       | 3          |
| Nadia                | 3          |
| Purba                | 6          |
| Medinipur            |            |
| Purulia              | 4          |
| South 24-Pgns        | 3          |
| Bankura              | 2          |
| Paschim<br>Medinipur | 3          |
| D. Dinajpur          | 2          |
| Uttar Dinajpur       | 3          |
| Jalpaiguri           | 2          |
| Darjeeling           | 2          |

District wise position showing status of Upgradation of Sub-Centres during 2009-10 & 2010-11

| Districts         | No. of Block | Sanctioned 10-11 | Proposal not received* |
|-------------------|--------------|------------------|------------------------|
| N. 24-Pargs       | 22           | 0                | 55                     |
| S. 24-Pargs       | 29           | 131              | 66                     |
| Pur. Medinipur    | 25           | 116              | -27                    |
| Pas.Medinipur     | 29           | 24               | -16                    |
| Howrah            | 14           | 0                | 72                     |
| Hooghly           | 18           | 0                | 37                     |
| Bankura           | 22           | 0                | 23                     |
| Birbhum           | 19           | 0                | -11                    |
| Purulia           | 20           | 0                | 86                     |
| <b>Barddhaman</b> | <b>31</b>    | <b>0</b>         | <b>34</b>              |
| Nadia             | 17           | 0                | 80                     |
| Murshidabad       | 26           | 106              | 0                      |
| Maldah            | 15           | 0                | 86                     |
| Uttar Dinajpur    | 9            | 0                | 24                     |
| Dakshin Dinajpur  | 8            | 0                | 36                     |
| Darjeeling        | 12           | 0                | 3                      |
| Jalpaiguri        | 13           | 0                | 26                     |
| Coochbehar        | 12           | 0                | 17                     |
| <b>Total</b>      | <b>341</b>   | <b>377</b>       | <b>591</b>             |



**B.3 Provision of fund from NRHM for procurement of equipment for Upgraded PHC and BPHCs**

| District          | No of upgraded BPHC | Amount released Rs. 11 Lakhs per BPHC | No of upgraded PHC | Amount allotted @ Rs. 4 lakhs per PHC |  |
|-------------------|---------------------|---------------------------------------|--------------------|---------------------------------------|--|
| Bankura           | 6                   | 66.00                                 | 19                 | 76.00                                 |  |
| Birbhum           | 3                   | 33.00                                 | 4                  | 16.00                                 |  |
| Burdwan           | 11                  | 121.00                                | 5                  | 20.00                                 |  |
| Coochbehar        | 3                   | 33.00                                 |                    | 0.00                                  |  |
| D. Dinajpur       | 2                   | 22.00                                 | 7                  | 28.00                                 |  |
| Darjeeling        | 0                   | 0.00                                  | 0                  | 0.00                                  |  |
| Hooghly           | 5                   | 55.00                                 | 18                 | 72.00                                 |  |
| Howrah            | 5                   | 55.00                                 | 14                 | 56.00                                 |  |
| Jalpaiguri        | 0                   | 0.00                                  | 1                  | 4.00                                  |  |
| Maldah            | 5                   | 55.00                                 | 0                  | 0.00                                  |  |
| Murshidabad       | 5                   | 55.00                                 | 0                  | 0.00                                  |  |
| Nadia             | 3                   | 33.00                                 | 14                 | 56.00                                 |  |
| N 24 Pgs          | 3                   | 33.00                                 | 5                  | 20.00                                 |  |
| Paschin Medinipur | 5                   | 55.00                                 | 17                 | 68.00                                 |  |
| Purba Medinipur   | 4                   | 44.00                                 | 13                 | 52.00                                 |  |
| Purulia           | 4                   | 44                                    | 6                  | 24.00                                 |  |
| S 24 Pgs          | 5                   | 55.00                                 | 0                  | 0.00                                  |  |
| U Dinajpur        | 3                   | 33.00                                 | 4                  | 16.00                                 |  |
|                   | 72                  | 792.00                                | 127                | 508.00                                |  |

**B.4 Infrastructure Development of Training Centres:** Three State of the art training centres in the name of State Institute of Public Health have been undertaken under NRHM at Beliaghata ID and BG Hospital , at Ashok Nagar, Paschim Medinipur and at Maldah. Works for renovation and up-gradation of Kalyani Rural Training Centre has also been undertaken .

**B.5 Infrastructure Development for setting-up three new medical colleges :** Under NRHM, construction work for setting up three new medical colleges viz. (1) Sagar Dutta Medical College, Kamarhati, North 24 Parganas, (2) New State General Hospital and Medical College, Bahrapur , Murshidabad, (2) Malda State General Hospital and Medical College, Maldah has been taken. Rs. 240.00 Core has been allocated for this purpose from NEHM.

**B.6 District wise status of engagement of GDMO and Specialist Doctors under NRHM :**

|              | Name of District  | Number of GDMOs in position who have been engaged under NRHM on contractual Basis |
|--------------|-------------------|---|
| 1            | Bankura           | 29  |
| 2            | Birbhum           | 26  |
| 3            | Burdwan           | 23  |
| 4            | CoochBehar        | 3   |
| 5            | Dakshin Dinajpur  | 2   |
| 6            | Darjeeling-SMP    | 0   |
| 7            | Darjeeling-DGHC   | 0   |
| 8            | Hooghly           | 4   |
| 9            | Howrah            | 6   |
| 10           | Jalpaiguri        | 2   |
| 11           | Malda             | 11  |
| 12           | Murshidabad       | 8   |
| 13           | Nadia             | 13  |
| 14           | North 24 Parganas | 5   |
| 15           | Paschim Medinipur | 40  |
| 16           | Purba Medinipur   | 4   |
| 17           | Purulia           | 8   |
| 18           | South 24 Parganas | 50  |
| 19           | Uttar Dinajpur    | 4   |
| <b>Total</b> |                   | <b>238</b>  |

**B.7 District wise status of engagement of GDMO and Specialist Doctors under NRHM**

|              | Name of District  | Number of Specialist Doctors in position who have been engaged under NRHM on contractual Basis |
|--------------|-------------------|--|
| 1            | Bankura           | 3  |
| 2            | Birbhum           | 0  |
| 3            | Burdwan           | 5  |
| 4            | CoochBehar        | 0  |
| 5            | Dakshin Dinajpur  | 1  |
| 6            | Darjeeling-SMP    | 0  |
| 7            | Darjeeling-DGHC   | 0  |
| 8            | Hooghly           | 8  |
| 9            | Howrah            | 2  |
| 10           | Jalpaiguri        | 0  |
| 11           | Malda             | 3  |
| 12           | Murshidabad       | 2  |
| 13           | Nadia             | 6  |
| 14           | North 24 Parganas | 2  |
| 15           | Paschim Medinipur | 3  |
| 16           | Purba Medinipur   | 4  |
| 17           | Purulia           | 0  |
| 18           | South 24 Parganas | 16   |
| 19           | Uttar Dinajpur    | 0  |
| <b>Total</b> |                   | <b>55</b>  |



**Sub-Centre to be upgraded — Planned vis-a-vis Sanctioned**

| Districts         | No. of Block | Admissible 09-10 | Sanctioned 09-10 | Admissible 10-11 | Sanctioned 10-11 | Proposal not received* |
|-------------------|--------------|------------------|------------------|------------------|------------------|------------------------|
| North 24-Parganas | 22           | 33               | 55               | 77               | 0                | 55                     |
| South 24-Parganas | 29           | 43               | 39               | 193              | 131              | 66                     |
| Purbo Medinipur   | 25           | 37               | 37               | 89               | 116              | -27                    |
| Paschim Medinipur | 29           | 43               | 126              | 91               | 24               | -16                    |
| Howrah            | 14           | 21               | 0                | 51               | 0                | 72                     |
| Hooghly           | 18           | 27               | 37               | 47               | 0                | 37                     |
| Bankura           | 22           | 33               | 33               | 23               | 0                | 23                     |
| Birbhum           | 19           | 29               | 49               | 9                | 0                | -11                    |
| Purulia           | 20           | 30               | 0                | 56               | 0                | 86                     |
| <b>Bardhaman</b>  | <b>31</b>    | <b>47</b>        | <b>62</b>        | <b>49</b>        | <b>0</b>         | <b>34</b>              |
| Nadia             | 17           | 26               | 0                | 54               | 0                | 80                     |
| Murshidabad       | 26           | 39               | 39               | 106              | 106              | 0                      |
| Maldah            | 15           | 22               | 0                | 64               | 0                | 86                     |
| Uttar Dinajpur    | 9            | 14               | 14               | 24               | 0                | 24                     |
| Dakshin Dinajpur  | 8            | 12               | 0                | 24               | 0                | 36                     |
| Darjeeling        | 12           | 18               | 38               | 23               | 0                | 3                      |
| Jalpaiguri        | 13           | 20               | 20               | 26               | 0                | 26                     |
| Coochbehar        | 12           | 18               | 18               | 17               | 0                | 17                     |
| <b>Total</b>      | <b>341</b>   | <b>512</b>       | <b>567</b>       | <b>1023</b>      | <b>377</b>       | <b>591</b>             |

**Government of West Bengal**  
**Department of Health & Family Welfare**  
**P&B. Branch**  
**SWASTHYA BHAWAN,**  
**Sector-V, Salt Lake City, Kolkata-700 091.**

No. HF/O/P&B/32/0-11/2010

Dated, Kolkata the 19<sup>th</sup> August, 2010.

From : The Joint Secretary to the Government of West Bengal.

- To : 1) The Joint Secretary,  
MERT/PHP/MS/NURSING/TDE/RCH/F.W/A YUSH/NRHM/URBAN  
HEALTH/P&B.  
2) The Project Director,  
RIDF/BHP/DFID/Thalasamia.  
3) Ex-Director,  
W.B.H.&F.W. Samity.  
4) Addl. Director of Health Services (AA&V), West Bengal.

Sub : Meeting of S.P.B. Members with departmental heads for discussion on  
proposed Annual Plan 2011-2012.

Sir, I am directed to forward herewith the copy of the Memo. No. 1351-  
PRS(58)/DP/P/P-IS-12/10 dated 10.8.2010 (copy enclosed) I am also directed to request  
you to furnish a report relating to use of plan fund in the following format :

| Sl.No. | Head of A/c<br>(Plan) | Release of<br>fund during<br>2009-2010 | Physical<br>performance as<br>well as Major<br>Achievements in<br>utilization of the<br>fund released<br>during 2009-2010 | Release of<br>fund during<br>2010-2011<br>(till date) | Progress made<br>during financial<br>year 2010-11,<br>Priority areas &<br>performance,<br>Target fixed<br>during 2010-11 | Proposed<br>activities<br>mentioning<br>priority<br>arrears during<br>2011-12 | Remarks |
|--------|-----------------------|--|---|---|--|---|---------|
| (1)    | (2)                   | (3)                                    | (4)   | (5)   | (6)  | (7)   | (8)     |
|        |                       |  |   |   |  |   |         |

You are requested to send this report to this branch positively within  
30<sup>th</sup> August, 2010.

Yours faithfully,



Joint Secretary to the  
Government of West Bengal.

Contd....P/2...

| Sl. No. | Head of A/C (Plan)  | Release of fund during 2009-2010   | Physical performance as well as Major Achievements in Utilization of the fund released during 2009-2010        | Release of fund during 2010-2011 (till date)  | Progress made during financial year 2010-11, priority areas & performance, target fixed during 2010-11 | Proposed activities mentioning priority areas during 2011-12 | Remarks |
|---------|---|--|--|---|--|--|---------|
| (1)     | (2)   | (3)  | (4)  | (5)   | (6)  | (7)  | (8)     |
|         | (i) 2210-06-800-SP- (AP&11 <sup>th</sup> Plan)-002-Improvement of Urban Health Services[HF]-31-Grant-in-Aid-General-02-other Grants<br>(ii) 2210-06-789-Special component plan for Schedule Castes-SP-State plan (Annual Plan & 11 <sup>th</sup> Plan)-009-Improvement of Urban Health Services[HF]-31-Grant-in-Aid-General-02-other Grants | (i) 30 (sanction)HF/P/P&B/2B-27/2009 dt. 11.06.09 for Rs. 148.50 lakh<br>(ii) 64 (sanction)HF/P/P&B/2B-27/2009 dt. 14.08.09 for Rs. 153.50 lakh<br>(iii) 296 (sanction)HF/P/P&B/2B-27/2009 dt. 22.01.10 for Rs. 36.00 lakh<br>(iv) 296 (sanction)/HF/P&B/2B-58/2010 dt. 24.03.10 for Rs.330.00 lakh<br>(v) 369 (sanction)/HF/P&B/2B-58/2010 dt. 24.03.10 for Rs.93.00 lakh | Physical performance is enclosed at Annexure - I.<br>ULB-wise Major achievements is enclosed at Annexure - II. | (1) 39 (sanction)HF/P/P&B/3C-13/2010 dt. 25.05.10 for Rs. 294.28 lakh<br>(2) 167 (sanction)HF/P/P&B/3C-13/2010 dt. 17.08.10 for Rs. 455.72 lakh | Is enclosed at Annexure - III.   | Is enclosed at Annexure - IV.                                |         |



**Proposed Activities during FY 2011-12 :**

1. Continuation of existing primary health care services in the ULBs.
2. Strengthening of treatment service, particularly in the discipline of G & O, General Medicine & Paediatrics by establishing specialized outdoor clinic including Diagnostic facilities at least one for each ULB.
3. Revision of approved drug list to deal with the lifestyle diseases.
4. Implementation of School health Programme.
5. Strengthening of existing maternity homes of the ULBs with essential equipments and furniture and renovation wherever required.
6. Strengthening public health interventions.
7. Construction of Sub-Centres with basic facilities i.e. provision of toilet, water and electricity.
8. Inclusion of B.P.L families as per recent survey and provision of additional HHWs to cover those families.
9. Strengthening of Monitoring & Supervising (M & S) Cell at State Urban Development Agency (SUDA) under Department of Municipal Affairs.
10. Training & IEC of Health manpower of different tiers.

Progress made during 1st quarter of FY 2010-11

|                 |   | Total   |
|-----------------|---|---------|
| 1               | No. of Beneficiary Population             | 1019170 |
| 2               | No. of Eligible Couple                    | 179838  |
| 3               | No. of Children 1 to 5 yrs.               | 56535   |
| <b>Services</b> |   |         |
| 1               | Ante Natal cases Registered               | 4620    |
| 2               | No. of Pregnant women who had 3 check-ups | 2375    |
| 3               | No. of TT doses                           |         |
|                 | a) TT1                                    | 3632    |
|                 | b) TT2                                    | 3192    |
|                 | c) Booster                                | 351     |
| 4               | Place of delivery                         |         |
|                 | a) Home                                   | 927     |
|                 | b) Institution                            | 3227    |
| 5               | No. of Births                             |         |
|                 | a) Live births                            | 4100    |
|                 | b) Still births                           | 82      |
| 6               | BCG                                       | 3640    |
|                 | DPT - III                                 | 3283    |
|                 | OPV - III                                 | 3176    |
|                 | Measles                                   | 3157    |
|                 | VITAMIN -A                                |         |
|                 | Dose-1                                    | 3299    |
|                 | Dose - 2                                  | 2799    |
|                 | Dose - 3                                  | 2275    |
|                 | Dose - 4                                  | 2132    |
|                 | Dose - 5                                  | 1845    |
| 7               | ARI Under 5 Years                         |         |
|                 | a) Cases                                  | 1838    |
|                 | b) Treated with Co-trimoxazole            | 1437    |
| 8               | Acute Diarrhoeal Diseases Under 5 Years   |         |
|                 | a) Cases                                  | 2253    |
|                 | b) Treated with ORS                       | 2066    |
| 9               | IEC Activities (No. of participants)      |         |
|                 | Group Discussion                          | 17773   |

Hr. 24/02/06 - I

## SUMMARY OF STATUS REPORT

**Community Based Primary Health Care (CBPHC) Services in 63 Non-KMA ULBs  
As on 01.04.2010**

**Physical Status :**

**A) General Information**

|                      |   |
|----------------------|---|
| a) Date of launching | February, 2006 vide communication of DHFW bearing no. HFW/HSDI/URBAN HEALTH/02/05/38/06 dt. 21.02.2006. |
| b) Project Budget    | Rs. 5829.68 lakhs for 3 years   |
| c) Project Towns :   |   |
| District             | ULBs  |
| Cooch Behar          | Dinhata, Tufanganj, Mathabhanga, Haldibari, Mekhliganj.   |
| Jalpaiguri           | Mal, Dhupguri.  |
| Darjeeling           | Kalimpong, Kurseong, Mirik.   |
| Uttar Dinajpur       | Islampur, Dalkhola, Kaliaganj.  |
| Dakshin Dinajpur     | Gangarampur.  |
| Malda                | Old Malda.  |
| Birbhum              | Rampurhat, Sainthia, Dubrajpur, Nalhati.  |
| Nadia                | Santipur, Nabadwip, Birnagar, Taherpur, Coopers Camp, Ranaghat, Chakdah.                                |
| North 24 Parganas    | Habra, Basirhat, Ashokenagar Kalyangarh, Bangaon, Baduria, Gobardanga, Taki.                            |
| South 24 Parganas    | Jaynagar Mazilpur, Diamond Harbour.   |
| Medinipur (East)     | Tamluk, Panskura, Contai, Egra, Haldia.   |
| Medinipur (West)     | Ghatal, Chandrakona, Ramjibanpur, Khirpai, Kharar, Jhargram.  |
| Bankura              | Sonamukhi.  |
| Purulia              | Raghunathpur, Jhalda.   |
| Burdwan              | Kulti, Katwa, Memari, Gushkara, Dainhat, Raniganj, Jamuria.   |
| Hooghly              | Arambag, Tarakeshwar.   |
| Murshidabad          | Dhulian, Kandi, Jiaganj Azimganj, Murshidabad, Beldanga.  |

**B) Process Indicator**

| Event  | Status  | Remarks             |
|--|---|---------------------|
| Launching of Community Based Primary Health Care Services in 63 Non-KMA ULBs by MIC, MA & UD and MIC, Health and FW at Rotanda, Writers' Building. | On 24 <sup>th</sup> February, 2006                                  | -                   |
| Forwarding guidelines in Bengali by MA Dept. to the DHFW   | Forwarded on 30.05.2006   | Awaiting clearance. |
| Induction session for Chairman, CIC Health, Health Officer (where in position)   | Held at Conference Hall, SUDA on 16.06.2006 at SUDA Conference Hall | -                   |
| Induction session for the ULBs at Zonal level  | Conducted time to time.   | -                   |
| Constitution of Municipal Level Health & Family Welfare Committee  | Completed by 63 ULBs  | -                   |
| Opening of separate Bank A/C   | Completed by 63 ULBs  | -                   |

Contd. to P-2.



| Event  | Status            | Remarks   |
|--|-------------------|---|
| <b>Programme Management System established</b>                                     |                   |   |
| Setting up of M & S Cell at ULB level  | -                 | Govt. order issued. M & S Cell has been set up by 61 ULBs.<br>Govt. order also issued for placement of Health Officer at 63 ULBs.<br>Health Officer is in position at 51 ULBs.  |
| Setting up of M & S Cell at SUDA   | -                 | PO (1), APO (2) & FO(1) are in position.  |
| <b>Final selection of HHWs</b>   |                   |   |
| a) Completed by  | 62 ULBs           | 1242 no. of regular HHWs has already been selected out of 1255. 1166 HHWs have already been engaged and started fortnightly home visit, treat minor ailments at door step, aware the community on different Health issues and towards utilization of Health services. |
| b) Completed but under dispute due to lodgment of complaints                       | 1 ULB             | Kulti   |
| <b>Final selection of FTSS</b>   |                   |   |
| a) Final selection of FTSS completed by  | 61 ULBs           | 258 nos. of FTSS have been selected out of total no. 273.   |
| <b>Trainers training by SUDA</b>   |                   |   |
| a) Completed for   | 61 ULBs           | -   |
| b) Awaiting trainers training  | 2 ULBs            | -   |
| Preparation of training curriculum and training manual (both in Bengali and Hindi) | Completed by SUDA | -   |
| Designing of Family Schedule, HMIS Format and Base line Survey Format              | Completed by SUDA | -   |
| <b>Training of HHWs</b>  |                   |   |
| Training of HHWs initiated for   | 61 ULBs           | -   |
| Training of HHWs completed for   | 61 ULBs           | -   |
| <b>Training of FTSS</b>  |                   |   |
| Training of FTSS completed for   | 61 ULBs           | 258 no. of FTSS have already completed training and engaged.  |

Contd. to P-3.

| Event   | Status                                | Remarks |
|---|---------------------------------------|---------|
| <b>Central Procurement of the following items by SUDA</b> |                                       |         |
| a) Procurement Committee at SUDA                          | Already constituted                   | -       |
| b) Kit bag for HHWs                                       | Completed and distributed to 63 ULBs. | -       |
| c) Printing & supply of training manual for HHWs          | Do                                    | -       |
| d) Printing & supply of Family Schedule                   | Do                                    | -       |
| e) Printing & supply of HMIS forms                        | Do                                    | -       |
| f) Printing & supply of Survey Format                     | Do                                    | -       |



# Government of West Bengal

Department of Municipal Affairs

Writers' Buildings

Kolkata - 700 001

From: The Joint Secretary to the Government of West Bengal.

To: 1) The Director of Local Bodies, West Bengal.  
2) The Director, SUDA, West Bengal.



No.: 713(2)/MA/C-10/3S-55/05

Dated, Kolkata the 2nd July, 2008.

Subject: Status Report on the progress made in the implementation of CBPHCS.

Sir/Madam,

I am directed to request you to kindly furnish upto-date status report ULB-wise in respect of the following points relating to the implementation of Community Based Primary Health Care Services in 63-ULBs -

- a. Progress made in the implementation of CBPHCS and the health services rendered to the Community.
- b. Contractual engagement of Various Categories of Staff under the CBPHCS in the format below :

| No. of | S.L. No. | ULB Name | HHW | MO | S.I. | Comp. Asstt. | Acctts Asstt. | MPHSK | HEAL-TH Asstt. | Re-mar-ks. |
|--------|----------|----------|-----|----|------|--------------|---------------|-------|----------------|------------|
| 1      | 2        | 3        | 4   | 5  | 6    | 7            | 8             | 9     | 10             |            |

Sanctioned

Actually engaged.

- c. Formation and manning of MMC at ULB level.
- d. Formation and manning of Spl. Cell at H.Q. level at SUDA.

This may be treated as extremely urgent.

Yours faithfully,

Joint Secretary.





10 AUG 2007

Secretariat of MIC, MA & UD Deptts  
Govt. of West Bengal

09.08.2007

Minister-in-Charge, Municipal Affairs & Urban Development Deptts., desires to hold a meeting on the following issues at 12.30 pm on 14.08.2007 at his Office Chamber at Writers' Buildings.

1. Progress of Health Project in 63 ULBs & other issues related to health
2. Functioning of Society of ILGUS
3. Progress of SJSRY & other social development programme

Minister has further desired that Principal Secretary, M.A. Deptt., Special Secretary, M.A. Deptt & Project Director, KUSP; Joint Secretary (S.B.), M.A. Deptt; Director, Local Bodies; Chief Engineer, M.E.Dte.; Joint Director, ILGUS; & Dr. Sibani Goswami, Health Officer, SUDA may kindly make it convenient to remain present at the meeting.

PS / 304 - D / 2007  
09.08.2007

PO(H) may  
pl. attend  
9/8/07

*Mitra Chatterjee*  
9/8/07  
PS to MIC, MA & UD Deptts.  
MITRA CHATTERJEE (PS)  
Private Secretary to  
Minister-in-Charge  
Municipal Affairs and Urban  
Development Deptts.  
Govt. Of West Bengal.

Sub. : Summary on Status Report in respect of Community Based Primary Health Care Services in 63 Non-KMA ULBs as on 01.08.2007.

Placed below is the Summary of Status Report in respect of Community Based Primary Health Care Services in 63 Non-KMA ULBs as on 01.08.2007.

It may kindly be noted that in spite of putting all out efforts i.e. repeated official and telephonic communication, Dinhata & Raghunathpur Municipality did not start the process of selection of HHWs. The initial fund for Rs. 2.19 lakhs on 03.10.2006 and Rs. 2.16 lakhs on 22.03.2007 had been released to Dinhata and Raghunathpur Municipality respectively to start the project activities like procurement of furniture & equipment for training and M & S Cell and training of HHWs. The said two ULBs have not submitted any SOEs and UC till date.

Selection of HHWs were held up in 4 ULBs i.e. Kulti, Dhulian, Gobardanga and Islampur due to lodgement of complaints.

In respect of Dinhata and Raghunathpur, Competent Authority may undertake necessary measures to start the selection process of HHWs and implementation of Community Based Primary Health Care (CBPHC) Services.

The issue of selection of HHWs in respect of Kulti, Dhulian, Gobardanga and Islampur Municipality could not make further progress due to repeated lodgement of complaints. This may kindly be brought to the notice of the Competent Authority, if deemed necessary.

Submitted.

Director, SUDA

S/08252mm  
08.08.07

Government of West Bengal  
Municipal Affairs Department  
Writers' Buildings, Kolkata-700 001



No.346-JS(SB)/06

Date :12.12.2006

From : Shri S. K. Bhowmick  
Joint Secretary to the Govt. of West Bengal.

- To
- ✓ 1) The Project Director,  
CMU, KUSP.  
ILGUS Bhawan, Sector-III, Kol-106.
  - 2) The Secretary,  
KMDA.
  - 3) The Director of Local Bodies,  
West Bengal.
  - 4) The Director,  
SUDA.
  - 5) The Joint Secretary to the Govt. of West Bengal,  
Urban Development Department.

Health Exp/ Pov.  
Exp.

ay  
26/12


Sub : Minutes of the meeting held on 18.10.06 in the Conference Hall on  
SUDA and action points thereof.

Sir/Madam,

I am directed to enclose herewith a copy of the minutes for taking necessary  
action from your end.

Encl : As stated.

Yours faithfully,

  
12.12.06  
(Joint Secretary)



Minutes of the meeting held on 18.10.2006 at 3 P.M. in the Conference Hall of  
SUDA, ILGUS Bhavan, Salt Lake, Kolkata.

Officials Present :

1. Shri P. K. Pradhan, IAS, Principal Secretary, M.A. & U.D. Department
2. Shri Arnab Roy, IAS, Project Director, CMU, KUSP
3. Shri S. K. Chakrabarti, IAS, Director of Local Bodies, West Bengal
4. Shri Barun Roy, IAS, Secretary, KMDA
5. Shri Sajal Bhowmick, Joint Secretary, Municipal Affairs Department
6. Smt. C. Sarkar, Director, SUDA
7. Shri A. K. Motilal, Project Manager, CMU, KUSP.
8. Dr. S. Goswami, Project Officer (Health), SUDA
9. Shri M. N. Pradhan, Deputy Director of Local Bodies (Hqrs)
10. Shri A. K. Chandra, Deputy Director of Local Bodies (Stat)

The Hon'ble M.I.C., MA & UD Department took the Chair and initiated discussions. The Agenda-wise discussions were held and the following decisions were taken :-

1. Urban Primary Health Care :
  - a) Presently health programmes in the Urban Local Bodies are being implemented by KMDA & SUDA. These programmes should be brought under one umbrella. SUDA may be entrusted with all programmes viz. CSIP-I, CUDP-III, IPP-VIII, IPP-VIII (Extn), DFID assisted programme European Commission on Health and Community Based Primary Health Care for 63 ULBs. The Urban Health Policy including Janani Suraksha Scheme will be implemented and monitored by SUDA for the ULBs. The UD Department will place the budgetary allocation for various health programmes being presently implemented through KMDA in favour of Director, SUDA during the current financial year. The Health & Family Welfare Department may be approached for allocation of fund under CUDP-III directly in favour of Director, SUDA. From 2007-08 the Municipal Affairs Department will include in its budgetary provisions for allotment of fund for all Urban Health Schemes for 124 ULBs. SUDA Health wing needs to be strengthened accordingly. (Action- Secretary, KMDA/Director, SUDA/Joint Secretaries concerned of MA and UD Departments)
  - b) The redeployment of staff of KMDA entrusted with different health programmes at SUDA may be taken up jointly by Secretary, KMDA & Director, SUDA. (Action- Secretary, KMDA/Director, SUDA)
  - c) A survey shall be conducted to assess the status of the assets (OPD-MS, Health Posts etc.) created under external aid and to verify whether they are fully utilised or under-utilised. A study may be made to see if these OPD etc. can be run through private agency under PPP. (Action- Secretary, KMDA/Director, SUDA).
  - d) The monitoring cell at SUDA will analyse the target given and achieved under different health programmes ULB-wise (Action- Director, SUDA)
  - e) The District Monitoring Committee under the Chairmanship of the DM shall review the progress every month.

2. S.J.S.R.Y. :

- a) Progress at ULB level regarding Thrift and Credit Group (TCG), DWCUA, SHG was reviewed.
- b) Progress of bankable schemes under USEP was reviewed and it has been observed that some ULBs are lagging behind in respect of sanction and disbursement of the cases compared to the target assigned to them. The present achievement level should be enhanced by at least 25 percent. (Action – Director, SUDA)
- c) For the ULBs whose performances are less than 25% of their target some disincentives like reduced allotment of fund may be thought of. On the other hand incentive for those ULBs achieving 100% target may also be considered ( Action – Director, SUDA/Joint Secretary, MA Deptt.)
- d) Strengthening of existing set up of State Urban Development Agency was discussed. It was felt necessary to strengthen the same both at the State level as well as supervisory system at District/ULB level. The Officers from KMDA may be deputed, if necessary. Deputy Director, Local Bodies (Sri Bibhas Ganguly) would assist Director, SUDA in respect of monitoring at State level in addition to his other assigned job. At ULB level CDS members may be involved in motivating for group formation. Training should be imparted to them, if necessary. (Action – DLB/Director, SUDA)
- e) The District Monitoring Cell under the Chairmanship of District Magistrate shall review the progress every month at the District level.

3. Antodaya Anna Yojana (AAY) :

- a) Progress report was placed by the Director of Local Bodies and he informed that the DLB office was collecting the report time to time but monitoring of the programme should be done at ULB/District level authorities. The District Monitoring Cell under the Chairmanship of the District Magistrate shall review the progress every month at the District level (Action – DLB)
- b) BPL Family Identification : The conduction of urban household survey in urban areas for identification of BPL families were discussed. It was agreed that the steps to be taken for publication of BPL list in December this year simultaneously at the time of publication of such list in rural areas (Action – Director, SUDA)

4. Sarba Siskha Abhijan (SSA) : The Directorate of Local Bodies monitors the SSA centres at selected ULBs. The MIC observed that other education programmes at ULB level also need to be reviewed by the District Monitoring Cell. (Action – DLB)

5. KUSP Programme : The upto date progress was placed by the CMU.

The MIC informed that a State Level Seminar would be conducted in December, 2006 and poverty related schemes being implemented by the ULBs will be reviewed in the said Seminar viz. SJSRY, Health Projects, ILCS, Employment Generation, VAMBAY, SSA, IHSDP/BUSP, KUSP Slum



Development Works, Backward Class Welfare(to be presented by BCW Department), Minority Welfare (to be presented by Minorities Welfare Department), DDP under 11th Plan, AAY, Participatory approach. (Action – PD, CMU/Director, SUDA/DLB/Joint Secretary, MA Deptt.)

He requested all concerned to prepare report for short presentation in the Seminar.



Minutes of meeting with regard to Health issues  
held with the MIC, MA & UD and MIC, Health & FW,  
on 26.10.2006 at Swasthya Bhavan.

**Participants :**

1. MIC, Municipal Affairs and Urban Development Dept.
2. MIC, Health & Family Welfare Dept.
3. Principal Secretary, Dept. of Health & Family Welfare
4. Principal Secretary, Dept. of Municipal Affairs and Urban Development
5. Joint Secretary, Dept. of Municipal Affairs
6. Project Director, HSDI & e.o. Special Secretary, Dept. of Health & Family Welfare
7. Executive Director, West Bengal, State Health Family Welfare Samiti
8. Director of Medical Education, Dept. of Health & Family Welfare
9. Director, SUDA

**Points discussed were as under :**

- a) MIC, Health & Family Welfare Dept. discussed on the issue of Urban Health policy of the State Govt. The Principal Secretary, DHFW intimated about the latest position on preparation of Urban Health policy of the State which had been worked out by the Dept. and taken up with the World Bank. Several interactive sessions were held in this regard and the draft on Urban Health policy is on finalization stage.
- b) MIC, MA & UD initiated the discussion on the issue of enhancement of honorarium for the grass-root level workers engaged under DFID assisted Honorary Health Worker Scheme @ Rs. 250/- per head per month with effect from 01.07.2005 and @ Rs. 250/- per head per month with effect from 01.07.2006 to make at par with the existing Community Based Primary Health Care Programmes.
- c) MIC, MA & UD further discussed that the recent enhancement of honorarium for grass root level workers of existing health programmes, also be granted to the grass-root level workers of the Community Based Primary Health Care Services in 63 Non-KMA ULBs @ Rs. 250/- per head per month with effect from the date of joining.
- d) MIC, MA & UD discussed about bringing all the Urban Health Programmes under one umbrella i.e. State Urban Development Agency. Funding for operation & maintenance of the programme would be the responsibility of MA Dept. However, it was pointed out by the Principal Secretary, Health & Family Welfare Dept. that O & M fund for CUDP III is being provided by DHFW. The Principal Secretary, MA & UD Dept. and Principal Secretary, Health & FW Dept. would take necessary action to bring operation and maintenance of CUDP III under the fold of MA Dept., so that all the existing health programmes remain under MA Dept. for operation & maintenance.
- e) MIC, Health & FW discussed in brief about the likely sources of fund to augment the available fund position of the Dept. of Health & FW.
- f) MIC, Health & FW pointed out that Public Health initiatives be undertaken in the service implementation of Community Based Primary Health Care in 63 Non-KMA ULBs. The Minister was informed that such initiatives had already been incorporated in the Community Based Primary Health Care Services in 63 Non-KMA ULBs.



- g) During discussion it was decided that strategy of Community Based Primary Health Care Services in 63 Non-KMA ULBs would be followed in rest of the ULBs in future.
- h) MIC, Health & FW stressed on the importance and need for ensuring proper implementation of National Health Programmes namely TB, Leprosy, Malaria.
- i) During discussion on realization of user fees, MIC Health mentioned that State Health Dept. had already taken initiative to make the institutional delivery at free of cost at the Govt. hospitals for both the APL & BPL families since October, 2006.
- j) During discussion on the issue of non-availability of different technicians in some of the existing Urban Primary Health Programmes and assistance in this regard from DHFW, the Principal Secretary, Health & FW Dept. intimated that technicians like Lab technician, X-ray technician, ECG technician etc. are available from State Medical Faculty @ Rs. 5,000/- per head per month.
- k) The issue of engagement of Health Officer in the Community Based Primary Health Care Services in 63 Non-KMA ULBs was discussed in details. In this regard the Principal Secretary, MA & UD Dept. opined that post for Health Officer be created at each ULB level and recruitment may be done by the Municipality on contractual basis for a period of short time. With regard to the quantum of consolidated pay of the Health Officers so engaged, it was discussed that the consolidated pay be fixed as per scale existing in Government and enhancement of DA as and when occur will also be applicable to the contractual Health Officers.
- l) While discussing clearance of Health Dept. for engagement of manpower for the Management & Supervision (M & S) Cell at State Level for the Community Based Primary Health Care Services in 63 Non-KMA ULBs, it was decided that the issue would be finalized by both the Principal Secretary, Health & Family Welfare and MA & UD Dept. in a joint meeting to be held shortly.

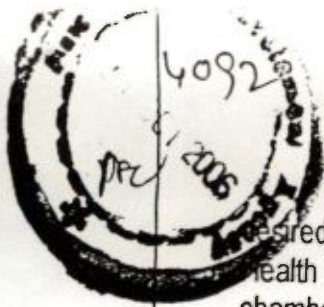
Subsequently, other issues of functioning of Sishu Siksha Kendra and Sarbo Siksha Abhijan in municipal areas and issues related to North Bengal Medical College were discussed.

vi-

vi-



Dated: 19/10/2006



Hon'ble Minister-in-Charge, Municipal Affairs and Urban Development Deptts. has desired to inform you that as per telephonic discussion with Hon'ble Minister-in-Charge, Health & Family Welfare Deptt., a meeting will be held on 26.10.2006 at 5 p.m. at the office chamber of Hon'ble MIC, Health and Family Welfare Department at Swasthya Bhavan.

As further desired, the following issues are to be discussed in the proposed meeting, which are -

1. Finalisation of Urban Health Policy and Guideline.
2. Intimation of Health Deptt. regarding engagement of health officer in the 63 non-KMA Municipalities on contractual basis under Community Based Health Programme, till selection of such officers by P.S.C.
3. Clearance of Health Deptt. for engagement of manpower for the Management and Supervision (M & S) Cell at State Level for the Community Based Primary Health Care Services in 63 non-KMA ULBs.
4. Approval of Revised Budgetary provision for Health and Family Welfare Department for DFID assisted Honorary Health Worker Scheme.
5. Enhancement of Honorarium of all grass root level health functionaries under DFID Assisted HHW Scheme at a flat rate of Rs. 250/- with effect from October, 2004. The subsequent proposed enhancement of honorarium for all categories of grass root level health functionaries under CUDP-III, IPP-VIII and its extension, RCH Sub-project, Asansol will also be applicable for all category of grass root level health functionaries of DFID assisted Honorary Health Workers Scheme and Community Based Primary Health Care Services in 63 non-KMA ULBs.
5. Functioning of Shishu Shiksha Kendra and Sarba Shiksha Abhijan in municipal areas.
6. Issues related to North Bengal Medical College.

Private Secretary to Minister-in-Charge, Health and Family Welfare Department is requested to kindly inform concerned Officials of the Health and Family Welfare Department and Panchayat and Rural Development Department to remain present in the proposed meeting.

*Sds*  
(P.S. to MIC, MA & UD Deptts.)

PS to MIC,  
Health & Family Welfare Deptt.

PS/357-D/2006,  
20/10/06.

Copy forwarded to:

- 1) Dr. Iyer; M A Deptt.
- 2) J. Das (SB) MA Deptt.

with a request to kindly attend the meeting.

*With Sir SIDA.*

MITRA CHATTERJEE  
Private Secretary to  
Minister-in-Charge  
Municipal Affairs and Urban  
Development Deptts.



Government of West Bengal  
Municipal Affairs Department  
Writers' Buildings, Kolkata-700 001



No.254-JS(SB)/06

Date : 10.10.2006

12

From : Shri S. K. Bhowmick  
Joint Secretary to the Govt. of West Bengal.

To : 1) The Project Director,  
CMU, KUSP.

2) The Secretary,  
KMDA.

3) The DLB,  
West Bengal.

✓ 4) The Director,  
SUDA.

Sub : Meeting on 18.10.06 at 3.00 P.M. at the Conference Hall, SUDA.

Sir/Madam,

I am directed to inform you that the Hon'ble Minister-in-Charge, MA & UD Department has desired to hold a meeting on 18.10.06 at 3.00 P.M. at the Conference Hall of SUDA to discuss the following issues :

- Urban Primary Health Care
- SJSRY
- AAY/BPL family identification
- Sarba Siksha Avijan
- Performance of KUSP

You are requested to kindly attend the meeting along with a status report as on date on respective item(s).

Yours faithfully,

*[Signature]*  
(Joint Secretary)

Date : 10.10.2006

No.254/1(2)-JS(SB)/06

Copy forwarded for information and necessary action to :

- P.S. to MIC, MA & UD Department
- P.A. to the Principal Secretary, MA Department.

(Joint Secretary)

PO(H) may attend  
also.  
13/10

By Special Messenger/FAX

NO: 3803 -RG

September 21, 2006.

FROM :-  
SHRI R. N. RAY.  
REGISTRAR GENERAL-IN-CHARGE.  
HIGH COURT, CALCUTTA

To  
The Chief Secretary,  
Government of West Bengal,  
Writers' Buildings,  
Calcutta.

Sub: Visit of a High Level Delegation of Supreme Court Judges headed by Hon'ble Mr. Justice K.G. Balakrishnan, Judge, Supreme Court of India and Executive Chairman, National Legal Services Authority dated 24.09.06 to Kolkata, West Bengal.

Sir,

National Legal Services Authority has arranged a day long programme on prevention of trafficking and HIV/AIDS and for protection of Human Rights of disadvantaged and weaker sections in our State and this Hon'ble Court has been requested to take initiative to make the said programme successful.

I am directed to ensure your august presence in the programme to be held at Matrisangha, Janakalyan Ashram, 41B Chakruberia Road, (North) Kolkata at 09.25 pm and also to ensure the presence of the Secretaries of the Department of Law, Department of Jail, Department of Social Welfare, Department of Health, Department of Municipal Affairs and the Directors of the said departments.

In this context, I am to convey you that Our Hon'ble Chief Justice also desires your august presence in the said programme.

A line of confirmation is solicited from your end.

The details of the programme are given in the enclosed sheets.

Encl: As stated (Four Sheets).

Principal Secretary, Municipal  
Affairs

Yours faithfully,

*R. N. Ray*  
Registrar General in-charge.



FAX NO. : 01123382121

Sep. 18 2006 08:20



## MINUTE TO MINUTE

Visit of a High Level Delegation of Supreme Court Judges headed by Hon'ble Mr. Justice K.G. Balakrishnan, Judge, Supreme Court of India and Executive Chairman, National Legal Services Authority dated 24.09.2006 to Kolkata, West Bengal

### VENUE

Matriangha Janakalyan Ashram,  
41 B, Chakraberia Road (North)  
Kolkata-700020

DATE: 24.09.2006

TIME: 9.30 A.M.- 10.30 A.M.

1. Inauguration of a Legal Aid Clinic for Study, Research and Community Support
2. Inauguration of a Workshop for Training and Legal Empowerment of Barefoot Lawyers on Prevention of Trafficking and HIV/AIDS
3. Community Support Dialogue with HIV/AIDS infected and affected Members of West Bengal State Network of Positive People.
4. Inauguration of a Local Area Network (LAN) of Barefoot Lawyers for Dialogue and Interaction with Sex Workers for Protection of Health Rights of the Marginalized Sections.



FROM : NALSA

FAX NO. : 01123382121

Sep. 18 2006 08:21PM



**KAMLESH KUMAR**  
Member Secretary

**राष्ट्रीय विधिक सेवा प्राधिकरण**  
**NATIONAL LEGAL SERVICES AUTHORITY**  
(Constituted under the Legal Services Authorities Act, 1987)

कार्यालय / Office : 23385  
फैक्स / Fax : 23382

12/11, जाम नगर 2  
शाहजहाँ रोड, नई दिल्ली-110  
12/11, Jam Nagar Ho  
Shahjahan Road, New Delhi-11

No. L-14/2006-NALSA/  
September 18, 2006

To

The Registrar General  
Calcutta High Court  
Kolkata, West Bengal

Sub.: Visit of a High Level Delegation of Supreme Court Judges headed by Hon'ble Mr. Justice K.G. Balakrishnan, Judge, Supreme Court of India and Executive Chairman, National Legal Services Authority dated 24.09.2006 to Kolkata, West Bengal

Sir,

This has reference to our previous letter dated 18.9.2006 regarding the above.

In this regard, it is to inform you that:

1. For programme no. 1-4, the NALSA has already established its communication and completed all arrangements for the said programme.
2. Regarding Programme No. 5-8, the NALSA has already collaborated with the Prisons Directorate, Jails Department, Government of West Bengal and completed all arrangements for the said programme.
3. Regarding the Programme No. 9 & 10, you are kindly requested to organize the same at the National University of Juridical Sciences. In this regard, you may kindly give necessary directions to the Vice Chancellor of the University for organizing the same for 50 esteemed Delegates.
4. You are kindly requested to ensure presence of the CM or CS, the Minister of Law, Minister of Jail, Minister of Social Welfare, Minister of Health, Minister of Municipal Affairs and the corresponding Secretaries, Directors of the said Departments, Mayor of the city of Kolkata, Municipal Commissioner, the Commissioner of Police, DG(Police), Project Director, State AIDS Control Society to be present at Programme No. 1-8
5. Hon'ble High Court Judges, Members of High Court Committee, all Members and concerned officials of West Bengal State Legal Services Authority and State Judicial Academy, District Judges and Judicial Officers may also be requested to be present at all the programmes

Copy 2



FAX NO. : 01123382121

Sep. 18 2006 08:20

**VENUE**

Presidency Jail, Kolkata  
Address: Inspector General of Correctional Services,  
E-Block, Top Floor, Writers Building,  
Kolkata-700001

Ph. No. 03322144794

Fax No. 03322145504

DATE: 24.09.06

TIME: 11.30 A.M - 12.30 P.M.

- 
5. Inauguration of a Legal Aid Research and Resource Centre for facilitating Access to Social Justice to Prisoners.
  6. Inauguration of a Stipend and Scholarship Scheme for Educational Assistance, Integration and Mainstreaming of Children of Prisoners Living Inside the Correctional Homes or in Community.
  7. Inauguration of a Hospice for Women with HIV in the Prisons of West Bengal
  8. Inauguration of a Training Workshop for Convicts on Legal and Para Medical Work related to HIV/AIDS Care and Support.

**VENUE**

National University of Juridical Sciences

DATE: 24.09.06

TIME: 3 P.M.

- 
9. National Legal Colloquium for Review and Development of State Legal Aid Policy for Prisoners
  10. Institution Ceremony of Shree Shree Sudin Kumar Mitra Memorial Doctoral Fellowship for Excellence in Legal Aid Action Research for Protection of Human Rights of Disadvantaged and Weaker Sections.

FAX NO. : 01123382121

SEP. 18 2006 08:20AM

FROM : NALSA

-2-

6. The Vice-Chancellor of National University of Juridical Sciences and their Directors may be invited to attend the programme no. 1-10 as per the Minute-to-Minute.
7. The Commissioner of Police may be specially directed for pilot vehicle and security arrangements at Venue No. 1, 2 and 3.
8. You are also requested to organize 50 esteemed delegates for the National Legal Colloquium for Review and Development of State Legal Aid Policy for Prisoners at the National University of Juridical Sciences.
9. Ms. Sreeripa Mitra Chaudhury, National Advisor & National Programme Implementation Head of NALSA shall reach Kolkata on 20.09.2006 to facilitate any further action/information if required by your esteemed office.

We look forward to your cooperation

Thanking you.

Yours faithfully,

*Kamlesh Kumar*  
(KAMLESH KUMAR)



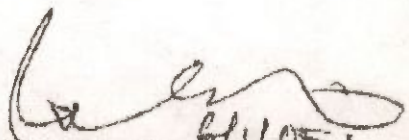
Department of Municipal Affairs &  
Urban Development Department.

10.01.2005.

Hon'ble Minister-in-Charge, Municipal Affairs & Urban Development Deptt., desires to hold a review meeting on the following issues on 13<sup>th</sup> January, 2005 at 3.30 p.m. at his office chamber at Writers' Buildings, Kolkata -

- i) Progress of GIS and the IPP-VIII and IPP-VIII Extn. post project maintenance;
- ii) Health Component of KUSP;
- iii) Solid Waste Management in few KMA municipalities.

Hon'ble Minister further desires that Secretary, M.A. Deptt.; Project Director, KUSP; Project Manager, KUSP; Health Expert, KUSP; Secretary, KMDA; OSD, Health Sector, KMDA and Chief Engineer, Solid Waste Management, KMDA and may kindly make it convenient to remain present at the above meeting.

  
PS to MIC, MA & UD Deptt.

**APRILA GHATTENJEE WISQ (Exd)**  
Private Secretary to  
Minister-in-Charge  
Municipal Affairs and Urban  
Development Deptt.  
Govt. of West Bengal

Health Expert, KUSP.

PS/12-D/2005  
10.01.2005

Dr. Shubani Goswami  
A one-two pg. report may  
be prepared. It'll be given to me on  
'Health work to be started  
in first yr & main pts of  
design along with issues.  
You are also reqd. to attend  
that meeting.

Chy  
10/1

**Status Report of Community Based Urban Health Care Services  
at the ULBs of North 24 Parganas District**

**A) Programme- wise grass-root level Health functionaries and no. of Sub-Centre are as under :**

| Sl. No. | ULBs                   | Name of Programme | HHW | FTS | No. of Sub-Centres |
|---------|------------------------|-------------------|-----|-----|--------------------|
| 1       | Ashokenagar Kalyangarh | CBPHCS            | 37  | 08  | 08                 |
| 2       | Baduria                | Do                | 17  | 04  | 04                 |
| 3       | Baranagar              | IPP & IPP-VIII    | 60  | 49  | 49                 |
| 4       | Barasat                | Do                | 197 | 17  | 17                 |
| 5       | Barrackpore            | Do                | 85  | 08  | 08                 |
| 6       | Basirhat               | CBPHCS            | 38  | 08  | 08                 |
| 7       | Bhatpara               | IPP-VIII          | 191 | 07  | 07                 |
| 8       | Bidhannagar            | Do                | 35  | 07  | 07                 |
| 9       | Bongaon                | CBPHCS            | 34  | 07  | 07                 |
| 10      | Dum Dum                | IPP & IPP-VIII    | 53  | 10  | 10                 |
| 11      | Garulia                | Do                | 95  | 19  | 19                 |
| 12      | Gobardanga             | CBPHCS            | 17  | 04  | 04                 |
| 13      | Habra                  | Do                | 40  | 08  | 08                 |
| 14      | Halisahar              | IPP & IPP-VIII    | 99  | 20  | 20                 |
| 15      | Kamarhati              | IPP-VIII          | 137 | 28  | 28                 |
| 16      | Kanchrapara            | IPP & IPP-VIII    | 93  | 19  | 19                 |
| 17      | Khardah                | Do                | 135 | 27  | 27                 |
| 18      | Madhyamgram            | IPP-VIII          | 94  | 19  | 19                 |
| 19      | Naihati                | IPP & IPP-VIII    | 129 | 20  | 20                 |
| 20      | New Barrackpore        | Do                | 95  | 15  | 15                 |
| 21      | North Barrackpore      | Do                | 169 | 24  | 24                 |
| 22      | North Dum Dum          | Do                | 126 | 22  | 22                 |
| 23      | Panihati               | Do                | 198 | 40  | 40                 |
| 24      | Rajarhat Gopalpur      | IPP-VIII          | 186 | 32  | 32                 |
| 25      | South Dum Dum          | Do                | 198 | 41  | 41                 |
| 26      | Taki                   | CBPHCS            | 16  | 04  | 04                 |
| 27      | Titagarh               | IPP-VIII          | 105 | 20  | 20                 |

Contd. to P-2.



North 24 Parganas

|                            |  |
|----------------------------|--|
| Sarmistha Dutta            |  |
| Biswajit Banik             |  |
| Dr. Anil Ch. Das           |  |
| Somnath Bit                |  |
| Abdul Jalil Mallik         |  |
| Baranagar                  |  |
| Barasat                    |  |
| Barrackpore                |  |
| Supriya                    |  |
| Mr. Saidulla               |  |
| Anupam Chakraborty         |  |
| Partha Pratim Bandopadhyay |  |
| Birendra Nath Dutta        |  |
| Dr. Sukumar Dey            |  |
| Bhatpara                   |  |
| Dr. Sukumar Dey            |  |
| Amal Kr. Sengupta          |  |
| Dr. Gour Chatterjee        |  |
| Dr. Sukumar Sao            |  |
| Jagabandhu Saha            |  |
| Bongaon                    |  |
| Mr. Ghosal                 |  |
| Dum Dum                    |  |
| Garulia                    |  |
| Dr. Asim Kr. Dam           |  |
| Sabita Majumder            |  |
| Dipak Kr. Bhattejee        |  |
| Gourmohan Biswas           |  |
| Ashim Kr. Dam              |  |
| Dr. Manas Das              |  |
| P. K. Sen                  |  |
| Ajit Kr. Das               |  |
| Sekhar Chakraborty         |  |
| Habra                      |  |
| Halisahar                  |  |
| Kamarhati                  |  |
| Biswanath Sinha            |  |
| Kanchrapara                |  |
| Khardah                    |  |
| Madhyamgram                |  |
| Naihati                    |  |
| New Barrackpore            |  |
| North Barrackpore          |  |
| North Dum Dum              |  |
| Panhati                    |  |
| Sila Dey                   |  |



B) Services rendered during the period April, 08 to March, 2009 are as under :

(Fig. in %)

| ULBs                   | Services rendered (Antenatal Care) |                      |                                     |
|------------------------|------------------------------------|----------------------|-------------------------------------|
|                        | ANC Check up                       | TT to pregnant women | Promotion of Institutional Delivery |
| Ashokenagar Kalyangarh | 60.5                               | 66.3                 | 85.2                                |
| Baduria                | 63.6                               | 68.9                 | 67.4                                |
| Baranagar              | 59.1                               | 95.1                 | 98.8                                |
| Barasat                | 79.5                               | 99.4                 | 93.3                                |
| Barrackpore            | 78.6                               | 84.3                 | 95.0                                |
| Basirhat               | 69.4                               | 70.6                 | 72.5                                |
| Bhatpara               | 85.2                               | 85.1                 | 95.5                                |
| Bidhannagar            | 65.7                               | 80.8                 | 91.3                                |
| Bongaon                | 69.7                               | 80.4                 | 80.5                                |
| Dum Dum                | 69.6                               | 76.7                 | 97.3                                |
| Garulia                | 68.5                               | 77.1                 | 98.4                                |
| Gobardanga             | 51.3                               | 62.5                 | 78.2                                |
| Habra                  | 69.5                               | 75.4                 | 91.2                                |
| Halisahar              | 73.4                               | 81.4                 | 97.2                                |
| Kamarhati              | 84.4                               | 75.4                 | 96.1                                |
| Kanchrapara            | 77.1                               | 84.2                 | 97.3                                |
| Khardah                | 72.6                               | 75.7                 | 99.8                                |
| Madhyamgram            | 67.6                               | 89.6                 | 94.3                                |
| Naihati                | 70.4                               | 83.7                 | 91.9                                |
| New Barrackpore        | 98.1                               | 98.2                 | 98.1                                |
| North Barrackpore      | 61.5                               | 99.1                 | 99.2                                |
| North Dum Dum          | 92.0                               | 92.1                 | 90.8                                |
| Panihati               | 88.2                               | 97.2                 | 97.4                                |
| Rajarhat Gopalpur      | 78.9                               | 79.4                 | 92.8                                |
| South Dum Dum          | 88.2                               | 92.3                 | 97.5                                |
| Taki                   | 75.1                               | 77.4                 | 75.8                                |
| Titagarh               | 85.2                               | 93.9                 | 93.6                                |

Contd. to P-3.

|            |              |
|------------|--------------|
| 9434001409 | Chairman     |
| 9434193738 | AFC          |
| 9143147360 | HO           |
| 9231991660 | AFC          |
| -          | Acct.        |
| 9433881032 | AE           |
| 9830820571 | AFC          |
| 9836516525 |              |
| 9474574777 | CIC          |
| 9433800818 | FO           |
| 9832203100 | Accts. Asst. |
| -          | Acct.        |
| 9830035372 | AHO          |
| 9434311813 | SI           |
| 9830362482 | MO           |
| 9832205411 | MO           |
| 9836539207 | AFC          |
| 9830505290 | UHIO         |
| 9434565683 | MO           |
| 9733728211 | CIC          |
| 9830970358 | AFC          |
| 9830677988 | EO           |
| 9434565683 | Health Staff |
| 9434401039 | HO           |
| 9832205200 | Accts. Clerk |
| 9434244421 | Acct.        |
| -          | AFC          |
| 9831889314 | UP           |
| 9433226941 | AFC          |
| 9830543975 | UP           |
| 9874285308 | Clerk        |
| 9836251940 | UP           |
| 9883095067 | Clerk        |