

**Resolution of monthly NUHM review meeting with
State Urban Development Agency (SUDA)**

Date : 5th Sept, 2018

Venue : 5th floor conference hall, Swasthya Sathi Building, Swasthya Bhawan Campus

A meeting was held on 5th Sept, 2018 to review the implementation status of NUHM of 6 Municipal Corporations (Asansol, Bidhannagar, Chandannagar, Durgapur, Howrah, Siliguri) under State Urban Development Agency.

Participants of the meeting:

1. Sri Joly Chaudhury, Addl. Mission Director, NHM
2. Dr. Tapan Kr. Saha, State Nodal Officer, NUHM
3. Dr. Shibani Goswami, P.O. (Health), SUDA
4. Pratap Majumder, State Urban Health Planning Manager, NUHM
5. Dr. Srabani Pal Chowdhury, Consultant (M&E), NUHM
6. Dr. Mitali Sen, Consultant (CP), NUHM
7. Suman Palit, State Finance Manager, NUHM
8. Atanu Ghosh, State Health MIS Manager, NUHM
9. Gautam Majee, DEO, NHM
10. Sanjit Seal, DEO, NHM

Following decisions were taken in the meeting:

1. Performances of 6 Municipal Corporations (MCs) under NUHM were reviewed. Out of 23 sanctioned U-PHCs in Asansol Municipal Corporation 6 were still non functional. It is a matter of concern and needs immediate intervention. In accordance to the instruction of Additional Mission Director, NHM, it was decided that the State Urban Health Planning Manager, NUHM will visit Asansol Municipal Corporation to ascertain the bottleneck, that causes delay in initiation of construction of U-PHCs. The State Urban Health Planning Manager will submit a report mentioning his findings. After analyzing the submitted report further course of action will be fixed.
2. Out of 15 new constructions sanctioned for Howrah Municipal Corporation, construction of 3 U-PHCs will be completed within sept,18, status of rest 12 no. of new constructions is not available. It is decided that State Urban Health Planning Manager will visit HMC on 11th Sept,18 to find out the bottleneck, causing delay in construction work and will submit a report regarding his findings. After analyzing the report, Addl. Mission Director, NHM along with representative of SUDA and NUHM team member may visit HMC and sit with competent authority to solve the problem.

3. It was decided that from the next meeting, review will be done to ensure convergence between NUHM and other programmes like RCH, RNTCP in 6 MCs on the basis of HMIS portal data.

Meetings were concluded with thanks from and to the chair and all concerned were requested to take necessary steps as per issues resolved in the meeting.

Dr. ...

Additional Mission Director, NHM
Government of West Bengal

Meeting Agenda

Monthly Review Meeting with SUDA on 06/06/2018; Time - 03:30 PM

| Sl. No. | Activities |
|---------|--|
| 1. | Programme review. |
| 2. | No. of HHW & FTS – updated report from SUDA |
| 3. | Fund issue: Under different activities. |
| 4. | Submission of report on formation of MAS and training of MAS |
| 5. | HMIS data quality issues of Bidhannagar MC & Howrah MC |
| 6. | Miscellaneous. |

**Resolution of monthly NUHM review meeting with
State Urban Development Agency (SUDA)**

Date: 3rd May, 2018

**Venue: 2nd floor conference hall, NHM Building,
Swasthya Bhawan Campus**

A meeting was held on 3rd May, 2018 to review the implementation status of NUHM of 6 Municipal Corporations (Asansol, Bidhannagar, Chandannagar, Durgapur, Howrah, Siliguri) under State Urban Development Agency.


Participants of the meeting:

1. Dr. Tapan Kr. Saha, State Nodal Officer, NUHM, West Bengal.
2. Dr. S. Goswami, P.O, SUDA.
3. Dr. Kusum Kumar Adhikary, Nodal Officer, BMC.
4. Nabendu Das, Accounts Manager, BMC.
5. Dr. Srabani Pal Chowdhury.
6. Dr. Mitali Sen.
7. Pratap Majumder.
8. Atanu Ghosh.

Following decisions were taken in the meeting:

1. At the beginning of the meeting, overall performances of the Municipal Corporations were reviewed, specially the functional status of U-PHCs and OPD performance.
2. It was informed by the Howrah Municipal Corporation that 15 sanctioned U-PHCs which were nonfunctional earlier have been made functional from 09/04/18. This was as per resolution of earlier meeting.
3. Two U-PHCs are still nonfunctional in Bidhannagar Municipal Corporation. Nodal Officer Bidhannagar Municipal Corporation informed that these two U-PHCs will become functional from June 2018. It was also observed that 6 numbers of U-PHCs in Asansol Municipal Corporation and 1 number of U-PHC at Siliguri Municipal Corporation are still nonfunctional. It was agreed that the authority of these two Municipal Corporations will be requested from Health and Family Welfare Department as well as from SUDA to take immediate measure to make the U-PHCs functional by June 2018.
4. P.O, SUDA was requested to look into the recruitment status of support staff at Asansol Municipal Corporation.
5. It has been informed by the Howrah Municipal Corporation that they have made laboratory services available in 12 U-PHCs. They were requested to extend the lab services in the rest of the functional U-PHCs without any further delay.
6. It is observed from the review that performance regarding outreach services i.e UHND & Special outreach camp is still very poor in Municipal Corporations. P.O, SUDA was requested to look into the issue.

Meetings were concluded with thanks from and to the chair and all concerned were requested to take necessary steps as per issues resolved in the meeting.


State Nodal Officer, NUHM
West Bengal



Office of the
Asansol Municipal Corporation
Asansol :: Paschim Bardham

Memo No. NUHM/AMC/467

Dated : 23/04/2018

To
The Director
State Urban Development Agency
Health Wing
ILGUS Bhawan, HC Block, Sector-III
Salt lake, Kolkata – 91

Sub : Observation w.r.t. Implementation status of NUHM.

Ref : SUDA-Health/NUHM/429/16/01(06), Dated 06.04.2018

Sir,

With respect to the subject captioned above, I want to draw your kind attention towards following points –

A. Non-Functioning Status of U-PHCs :

1. Out of 6 UPHCs, construction of 4 UPHCs is in progress (70% Physical Progress). Time lines have been given for completion of these UPHCs (by June, 2018).
2. Construction of One UPHC site has not been taken up as the L1 bidder after taking work order did not start the work. Show cause notice has been issued. I am exploring the option of L2 if he is willing to work at the same rate as L1. The issue will be sorted as soon as possible and the work will be started.
3. One UPHC site has not been finalized due to the non-availability of land at appropriate place. Now, the land has been explored and the process of construction of UPHC will be started.

The civil works of all the UPHCs are being monitored regularly.

B. OPD Attendance at functional U-PHCs :

This is a point of concern and detail Action Plan has been drawn which includes –

1. Installation of Biometric attendance at every UPHC to ensure timely attendance of Doctors and Para Medical Staff.
2. Hoardings/Flexes have been erected at different places to display the services including free medicines and timing of Doctors.
3. Public representatives have been sensitized to generate awareness about facilities being provided at UPHCs.
4. Advertisement for recruitment of FTMO and PTMO for some UPHCs has been done to ensure the availability of Doctors.

The reasons for low OPD attendance after analysis are –

- (a) Number of Nursing Homes, District Hospital and Superspeciality Hospital in close vicinity.
- (b) Shortage of Nurses (46 Nursing Staff resigned).
- (c) Timing and availability of Doctors (highly irregular).
- (d) Lack of awareness about the facilities available at UPHCs.
- (e) Non-availability of Doctors at some UPHCs.

Intensive monitoring has been started to take care of critical gaps and in near future the OPD attendance will improve.

C. Special Out Reach Camp held against approval :

There were issues regarding Out Reach Camps mainly because of lack of manpower. This year Quarter-wise schedule as prescribed has been devised and it will be reviewed periodically to achieve the target.

D. Clerk and Group-D Recruitment by the ULB :

The process of recruitment has almost been completed and the placement will be done within one month.

E. Renovation of U-PHC vis-à-vis expenditure status :

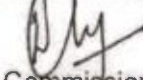
1. Physical progress completed for renovation work and the UC have been submitted.
2. Procurement of Laboratory equipments is under process. The CMOH has been informed vide Memo No. NUHM/AMC/163, dated 12.04.2018 to complete the process within April, 2018.

F. New Construction of U-PHC vis-à-vis expenditure status :

All bills have been cleared. The physical progress of construction is approximately 70%.

I am hopeful that with your guidance there will be a visible improvement in the functioning of UPHCs in Asansol Municipal Corporation.

Yours faithfully,


Commissioner
Asansol Municipal Corporation

Memo No. NUHM/AMC/167-1(3)

Dated : 23/04/2018

Copy forwarded for information to :

1. The Mayor, Asansol Municipal Corporation.
2. The State Nodal Officer, NUHM, WB.
3. The Project Officer, SUDA, Health Wing.


Commissioner
Asansol Municipal Corporation

**Resolution of monthly NUHM review meeting with
State Urban Development Agency (SUDA)**

Date: 3rd May, 2018

**Venue: 2nd floor conference hall, NHM Building,
Swasthya Bhawan Campus**

A meeting was held on 3rd May, 2018 to review the implementation status of NUHM of 6 Municipal Corporations (Asansol, Bidhannagar, Chandannagar, Durgapur, Howrah, Siliguir) under State Urban Development Agency.


Participants of the meeting:

1. Dr. Tapan Kr. Saha, State Nodal Officer, NUHM, West Bengal.
2. Dr. S. Goswami, P.O, SUDA.
3. Dr. Kusum Kumar Adhikary, Nodal Officer, BMC.
4. Nabendu Das, Accounts Manager, BMC.
5. Dr. Srabani Pal Chowdhury.
6. Dr. Mitali Sen.
7. Pratap Majumder.
8. Atanu Ghosh.

Following decisions were taken in the meeting:

1. At the beginning of the meeting, overall performances of the Municipal Corporations were reviewed, specially the functional status of U-PHCs and OPD performance.
2. It was informed by the Howrah Municipal Corporation that 15 sanctioned U-PHCs which were nonfunctional earlier have been made functional from 09/04/18. This was as per resolution of earlier meeting.
3. Two U-PHCs are still nonfunctional in Bidhannagar Municipal Corporation. Nodal Officer Bidhannagar Municipal Corporation informed that these two U-PHCs will become functional from June 2018. It was also observed that 6 numbers of U-PHCs in Asansol Municipal Corporation and 1 number of U-PHC at Siliguri Municipal Corporation are still nonfunctional. It was agreed that the authority of these two Municipal Corporations will be requested from Health and Family Welfare Department as well as from SUDA to take immediate measure to make the U-PHCs functional by June 2018.
4. P.O, SUDA was requested to look into the recruitment status of support staff at Asansol Municipal Corporation.
5. It has been informed by the Howrah Municipal Corporation that they have made laboratory services available in 12 U-PHCs. They were requested to extend the lab services in the rest of the functional U-PHCs without any further delay.
6. It is observed from the review that performance regarding outreach services i.e UHND & Special outreach camp is still very poor in Municipal Corporations. P.O, SUDA was requested to look into the issue.

Meetings were concluded with thanks from and to the chair and all concerned were requested to take necessary steps as per issues resolved in the meeting.


State Nodal Officer, NUHM
West Bengal

SUDA

STATE URBAN DEVELOPMENT AGENCY

HEALTH WING

"ILGUS BHAVAN"

H-C BLOCK, SECTOR-III, BIDHANNAGAR, CALCUTTA-700 091
West Bengal

Ref No. **SUDA-Health/NUHM/429/16/13(06)**

Date **04.05.2018**

From : Director, SUDA

To : The Commissioner
Asansol / Bidhannagar / Chandernagore / Durgapur /
Howrah / Siliguri Municipal Corporation

Sub. : Observation w.r.t. implementation Status of NUHM at your ULB.

Sir,

This is to inform you that a meeting was held with SUDA at Swasthya Bhawan on 03.05.2018 to review the implementation status of NUHM of 06 Municipal Corporations i.e. Asansol, Bidhannagar, Chandernagore, Durgapur, Howrah and Siliguri. Activity-wise Status report of your ULB is enclosed at **Annexure – I**.

You are requested to furnish the specific reasons w.r.t. non-functional / poor status of the targeted activities by **18.05.2018** for taking up the issues with the Authority.

Your active intervention is required to boost up the implementation status.

Thanking you.

Yours faithfully,

Encl. : As stated.


Director, SUDA

SUDA-Health/NUHM/429/16/13(06)/1(2)

Dt. .. 04.05.2018

CC

1. The Addl. Mission Director, NHM, DHFW
2. The Sr. PA to the Principal Secretary, UD & MA Dept.


Director, SUDA

Activity-wise Status Report for the period April, 2017 to March, 2018

a. Non-functioning status of U-PHC

| ULB | Total U-PHC sanctioned | No. of non-functioning U-PHC |
|-------------|------------------------|------------------------------|
| Siliguri | 10 | 1 |
| Howrah | 27 | 15 |
| Bidhannagar | 12 | 2 |
| Asansol | 23 | 6 |

b. OPD attendance at functional U-PHC

| ULB | Average no. of patient less than 700 per U-PHC | |
|----------|--|-------------------------------|
| | Review meeting dated 04.04.18 | Review meeting dated 03.05.18 |
| Siliguri | 604 | 600 |
| Asansol | 569 | 571 |

c. Special Outreach Camp held against approval

| ULB | Less than 50% achievement |
|----------|---------------------------|
| Siliguri | 28% |
| Asansol | 6% |

d. Clerk and GDA recruitment by the ULB

Asansol MC not yet recruited clerk and GDA @ 23 nos. each.


e. Renovation work of U-PHC vis-à-vis expenditure status

| ULB | Approved number | % of physical progress | % of SOE against available fund |
|-------------|-----------------|---|---------------------------------|
| Bidhannagar | 7 | 100%- 5 no. 85%- 1 no. 40%- 1 no. | 99.8% |
| Durgapur | 8 | 100%- 8 no. | 77% |
| Asansol | 11 | 100%- 11 no. | 71% |

Contd.

● **New Construction of U-PHC vis-à-vis expenditure status**

| ULB | Approved number | % of physical progress | % of SOE | Remarks |
|---------------|------------------------|--|-----------------|---|
| Siliguri | 1 | 0% | 0% | No progress observed in comparison to status on Feb., 2018. |
| Howrah | 14 | 90%- 1 no. 75%- 1 no. 70%- 1 no. | 52% | Site not yet finalized for 11 |
| Asansol | 12 | 100% - 5 no. 75% - 1 no. 70% - 1 no. 65% - 1 no. 25% - 1 no. | 74% | Site not yet finalized for 3 |
| Chandernagore | 1 | 100% - 1 no. | 55% | SOE is less though construction work completed. |
| Durgapur | 3 | 100% - 1 no. 40% - 1 no. | 58% | No progress observed in comparison to status on Feb., 2018 |
| Bidhannagar | 5 | 100% - 1 no. 25% - 1 no. | >100% | Site not yet finalized for 3 |



**Meeting with SUDA
Implementation of NUHM**
A Status Report
Date: 03/05/2018

Functional Status of U-PHC

| District | ULB | Year of Approval of ULB | Total No. of U-PHC sanctioned | Total No. of U-PHC Functional | Total No. of U-PHC are yet to be Functional |
|-------------------|-----------------|-------------------------|-------------------------------|-------------------------------|---|
| Darjeeling | Siliguri MC | 2013-14 | 10 | 9 | 1 |
| Hooghly | Chandannagar MC | 2013-14 | 3 | 3 | 0 |
| Howrah | Howrah MC | 2013-14 | 27 | 12 | 15 |
| North 24 Parganas | Bidhannagar MC | 2014-15 | 12 | 10 | 2 |
| Paschim Bardhaman | Asansol MC | 2013-14 | 23 | 17 | 6 |
| | Durgapur MC | 2013-14 | 11 | 11 | 0 |
| Total | | | 86 | 62 | 24 |

OPD attendance at Functional U-PHC

| District | ULB | Year of Approval of ULB | Total no. of U-PHC Functional | Total no. of patients received at OPD (Up to March-18) | Avg. No. of Patient received at OPD per month at Functional U-PHC (Up to March-18) |
|-------------------|-----------------|-------------------------|-------------------------------|--|--|
| Darjeeling | Siliguri MC | 2013-14 | 9 | 64842 | 600 |
| Hooghly | Chandannagar MC | 2013-14 | 3 | 59249 | 1646 |
| Howrah | Howrah MC | 2013-14 | 12 | 153581 | 1067 |
| North 24 Parganas | Bidhannagar MC | 2014-15 | 10 | 261782 | 2182 |
| Paschim Bardhaman | Asansol MC | 2013-14 | 17 | 116537 | 571 |
| | Durgapur MC | 2013-14 | 11 | 174596 | 1323 |
| Total | | | 62 | 830587 | 1116 |

UHND held against approval

| District Name | ULB Name | Physical Progress | | | Financial Progress (Rs. in Lakh) | | | |
|-------------------|-----------------|--------------------------|--------------------------|--------------------------|--|--------------------------|---|-------------------------|
| | | 2017-18 (Upto March '18) | 2017-18 (Upto March '18) | 2017-18 (Upto March '18) | 2017-18 (Upto March '18) | 2017-18 (Upto March '18) | 2017-18 (Upto March '18) | |
| | | Target | Achievement | % of achievement | Available Fund at ULB level during 2017-18 (Before Exp.) | Cumulative Expenditure | Expected expenditure against actual achievement | % Exp. Against expected |
| Darjeeling | Siliguri MC | 2076 | 1909 | 92% | 8.37 | 2.70 | 4.77 | 57% |
| Hooghly | Chandannagar MC | 1272 | 1155 | 91% | 3.64 | 2.89 | 2.89 | 100% |
| Howrah | Howrah MC | 8532 | 8684 | 102% | 21.66 | 12.64 | 21.71 | 58% |
| North 24 Parganas | Bidhannagar MC | 1296 | 982 | 76% | 3.09 | 2.48 | 2.46 | >100% |
| Paschim Bardhaman | Asansol MC | 2208 | 2417 | 109% | 9.06 | 4.69 | 6.04 | 78% |
| | Durgapur MC | 924 | 980 | 106% | 4.44 | 2.21 | 2.45 | 90% |

Special Outreach Camp held against approval

| District Name | ULB Name | Physical Progress 2017-18 (Upto March '18) | | Financial Progress (Rs. in Lakh) 2017-18 (Upto March '18) | | | | |
|-------------------|-----------------|--|---|---|---|--|----------------------------|------|
| | | Target | Cumulative Achievement % of achievement | Available Fund at ULB level during 2017-18 (Before Exp.) | Cumulative Expenditure against actual achievement | Expected expenditure against expected exp. | % of Exp. Against expected | |
| Darjeeling | Siliguri MC | 360 | 100 | 28% | 7.04 | 2.55 | 5.00 | 51% |
| Hooghly | Chandannagar MC | 108 | 81 | 75% | 4.25 | 4.00 | 4.05 | 99% |
| Howrah | Howrah MC | 972 | 820 | 84% | 38.27 | 34.96 | 41.00 | 85% |
| North 24 Parganas | Bidhannagar MC | 432 | 317 | 73% | 15.85 | 15.85 | 15.85 | 100% |
| Paschim Bardhaman | Asansol MC | 828 | 53 | 6% | 15.85 | 2.19 | 2.65 | 83% |
| Durgapur | Durgapur MC | 396 | 285 | 72% | 13.42 | 5.57 | 14.25 | 39% |

Preparation of Micro plan of Special Outreach Camp

| Name of ULB | Feb'18 | | Mar'18 | | Apr'18 | |
|-----------------|----------|------|----------|------|----------|------|
| | Approved | Held | Approved | Held | Approved | Held |
| Bidhannagar MC | 36 | NA | 36 | NA | 36 | NA |
| Siliguri MC | 30 | NA | 30 | NA | 30 | 23 |
| Chandannagar MC | 9 | 8 | 9 | 8 | 9 | 6 |
| Howrah MC | 81 | 32 | 81 | 34 | 81 | 55 |
| Asansol MC | 69 | NA | 69 | NA | 69 | NA |
| Durgapur MC | 33 | NA | 33 | NA | 33 | NA |

** NA - Not Available

HR status (upto March - 18)

| District | ULB Name | Total No. of sanctioned (U-PPHC) | FTMO (in position) | FTMO (in position) | Pharmacist (in position) | Lab Tech (in position) | Staff Nurse (in position) | UDC (in position) | Group D (in position) | Total in position | Total Sanction | % |
|-------------------|-----------------|----------------------------------|--------------------|--------------------|--------------------------|------------------------|---------------------------|-------------------|-----------------------|-------------------|----------------|-----|
| Darjeeling | Siliguri MC | 9 | 3 | 6 | 8 | 2 | 1 | 10 | 10 | 40 | 80 | 50% |
| Hooghly | Chandannagar MC | 3 | 3 | 2 | 3 | 3 | 1 | 3 | 3 | 18 | 24 | 75% |
| Howrah | Howrah MC | 12 | 11 | 11 | 22 | 13 | 17 | 12 | 12 | 98 | 216 | 45% |
| North 24 Parganas | Bidhannagar MC | 10 | 4 | 12 | 11 | 3 | 0 | 9 | 7 | 46 | 96 | 48% |
| Paschim Bardhaman | Asansol MC | 12 | 15 | 9 | 16 | 2 | 0 | 0 | 0 | 42 | 184 | 23% |
| Durgapur | Durgapur MC | 11 | 7 | 11 | 10 | 1 | 0 | 11 | 11 | 51 | 88 | 58% |

Progress of New - Construction work of U-PHC (up-to Mar. 18)

| District Name | ULB Name | Year of Approval | No. of U-PHC sanctioned for MC | No. of U-PHC sanctioned by ULB (No.) | Transfer of sanction completed (No.) | % of Physical progress (No.) | Available Fund (Rs. in Lakh) | Cumulative Exp. incurred (Rs. in Lakh) | % of Exp. against Avail. Fund of ULB |
|-------------------|-----------------|------------------|--------------------------------|--------------------------------------|--------------------------------------|------------------------------|------------------------------|--|--------------------------------------|
| Darjeeling | Siliguri MC | 2013-14 | 1 | 1 | 0 | 0% | 10.00 | 0.0 | 0% |
| Hooghly | Chandannagar MC | 2013-14 | 1 | 1 | 1 | 100% | 75.00 | 41.14 | 55% |
| Howrah | Howrah MC | 2013-14 | 14 | 6 | 6 | 1 no. - 90% | 175.00 | 91.13 | 52% |
| North 24 Parganas | Bidhannagar MC | 2014-15 | 5 | 3 | 3 | 1 no. - 75% | 30.00 | 66.15 | >100% |
| Paschim Bardhaman | Asansol MC | 2013-14 | 12 | 11 | 9 | 8 nos. - 100% | 180.00 | 133.96 | 74% |
| Durgapur | Durgapur MC | 2013-14 | 3 | 3 | 2 | 1 no. - 100% | 47.00 | 27.07 | 58% |

**Progress of Renovation work of U-PHC
(up-to Mar. 18)**

| Division Name | U.P.H.C. Name | Year of Approval | No. of U-PHC approved for MC | No. of Transfer Plans submitted to U.P.H.C. | Transfer Plans approved (No.) | % of Physical progress | Available Fund of U.P.H.C. (Rs. in Lakhs) | Commitment Exp. (Rs. in Lakhs) | % of Exp. Paid for Fund of U.P.H.C. |
|----------------------|---------------|------------------|------------------------------|---|-------------------------------|--|---|--------------------------------|-------------------------------------|
| Dwelling | Waghat MC | 2013-14 | 9 | 9 | 8 | 100% | 90.00 | 89.41 | 99% |
| Temply | Chandnagar MC | 2013-14 | 2 | 2 | 2 | 100% | 20.00 | 19.70 | 99% |
| Harwal | Harwal MC | 2013-14 | 13 | 12 | 12 | 11 nos. - 100% 1 no. - 50% | 110.00 | 98.48 | 90% |
| North 34 Program | Mulhanagar MC | 2014-18 | 7 | 7 | 7 | 5 nos. - 100% 1 nos. - 85% 1 no. - 40% | 60.00 | 59.87 | 99.8% |
| Purchase of Hardware | Amal MC | 2013-14 | 11 | 11 | 11 | 100% | 110.00 | 77.68 | 71% |
| | Thapra MC | 2013-14 | 8 | 8 | 8 | 100% | 65.00 | 50.23 | 77% |

Thank you



SUDA

STATE URBAN DEVELOPMENT AGENCY

HEALTH WING
"ILGUS BHAVAN"

H-C BLOCK, SECTOR-III, BIDHANNAGAR, CALCUTTA-700 091
West Bengal

Ref No. **SUDA-Health/NUHM/429/16/01(06)**

Date **06.04.2018**

From : **Director, SUDA**

To : **The Commissioner**
Asansol / Bidhannagar / Chandernagore / Durgapur /
Howrah / Siliguri Municipal Corporation

Sub. : **Observation w.r.t. implementation Status of NUHM at your ULB.**

Sir,

This is to inform you that a meeting was held with SUDA at Swasthya Bhawan on 04.04.2018 to review the implementation status of NUHM of 06 Municipal Corporations i.e. Asansol, Bidhannagar, Chandernagore, Durgapur, Howrah and Siliguri. Activity-wise Status report of your ULB is enclosed **at Annexure – I.**

You are requested to furnish the specific reasons w.r.t. non-functional / poor status of the targeted activities **by 18.04.2018** for taking up the issues with the Authority.

Your active intervention is required to boost up the implementation status.

Thanking you.

Yours faithfully,

Encl. : **As stated.**


Director, SUDA

SUDA-Health/NUHM/429/16/01(06)/1(2)

Dt. .. 06.04.2018

CC

1. The Addl. Mission Director, NHM, DHFW
2. The Sr. PA to the Secretary, UD & MA Dept.


Director, SUDA

Activity-wise Status Report for the period April, 2017 to February, 2018

a. Non-functioning status of U-PHC

| ULB | Total U-PHC sanctioned | No. of non-functioning U-PHC |
|-------------|------------------------|------------------------------|
| Siliguri | 10 | 1 |
| Howrah | 27 | 15 |
| Bidhannagar | 12 | 2 |
| Asansol | 23 | 6 |

b. OPD attendance at functional U-PHC

| ULB | Average no. of patient less than 700 per U-PHC | |
|----------|--|-------------------------------|
| | Review meeting dated 07.03.18 | Review meeting dated 04.04.18 |
| Siliguri | 591 | 604 |
| Asansol | 574 | 569 |

c. Special Outreach Camp held against approval

| ULB | Less than 50% achievement |
|----------|---------------------------|
| Siliguri | 26% |
| Asansol | 7% |

d. Clerk and GDA recruitment by the ULB

Asansol MC not yet recruited clerk and GDA @ 23 nos. each.

e. Renovation work of U-PHC vis-à-vis expenditure status

| ULB | Approved number | % of physical progress | % of SOE |
|---------------|-----------------|---|----------|
| Bidhannagar | 7 | 100%- 5 no. 85%- 1 no. 40%- 1 no. | 75% |
| Durgapur | 8 | 100%- 8 no. | 67% |
| Asansol | 11 | 100%- 11 no. | 71% |
| Chandernagore | 2 | 100%- 2 no. | 83% |

No progress observed in comparison to last review meeting dated 07.03.18.

Contd.

f. New Construction of U-PHC vis-à-vis expenditure status

| ULB | Approved number | % of physical progress | % of SOE | Remarks |
|---------------|-----------------|--|----------|---|
| Siliguri | 1 | 0% | 0% | Tender opened on 27.3.18. Work order not yet issued. |
| Howrah | 14 | 65%- 1 no. 35%- 1 no. 25%- 1 no. | 16% | Site not yet finalized for 11 |
| Asansol | 12 | 100%-5no. 55%- 3 no. 25%- 1 no. | 41% | Site not yet finalized for 3 |
| Chandernagore | 1 | 100%-1no. | 46% | - |
| Durgapur | 3 | 100%-1no. 40%- 1 no. | 58% | Financial Bid under process |
| Bidhannagar | 5 | 100%-1no. 25% - 1no. | >100% | Site not yet finalized for 3 |

To check 2 MSC for IHO recruitment
HNAH - MAS - to check
BMC

| Meeting Agenda | |
|---|--|
| Monthly Review Meeting with SUDA on 04/04/2018; Time - 03:30 PM | |
| Sl. No. | Activities |
| 1. | Programme review. |
| 2. | Status of submission of Micro Plan w.r.t. Special Outreach Camp |
| 3. | Fund issue: Unspent fund under different activities. |
| 4. | Preparation of Micro Plan of UHND & Special Outreach Camp. |
| 5. | Training of MAS with respect to - i) Micro plan ii) Report of training |
| 6. | Miscellaneous. |


UKRH Fund Release

Suman - EPF

VBD Calendar

HNAH - UPHC functions by 9.4.
Lab. " " by 15.4

BMC - Madal Ganti - will start
(Kaikhali)
Udarpally - check 2 Ar. D will join
Need MO.



NATIONAL HEALTH MISSION
Tejsho Sanshodhan
NATIONAL URBAN HEALTH MISSION

Meeting with SUDA

Implementation of NUHM

A Status Report

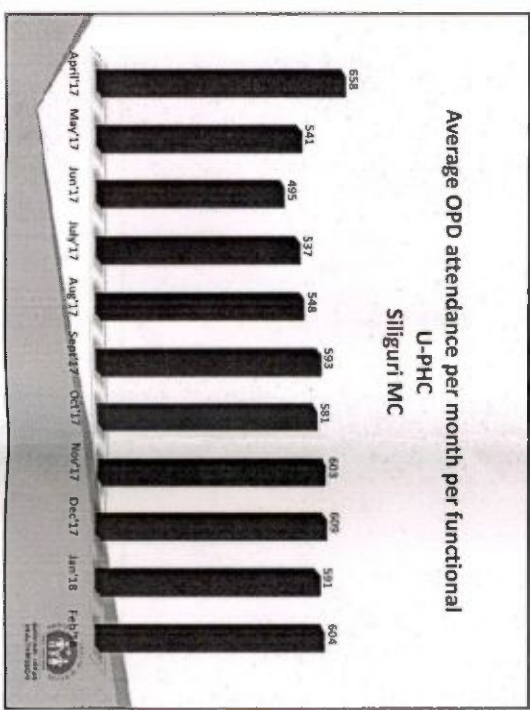
Date: 04/04/2018

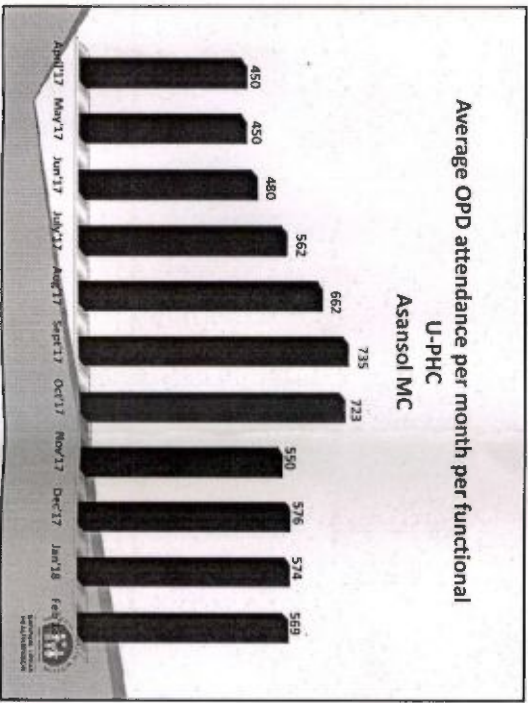

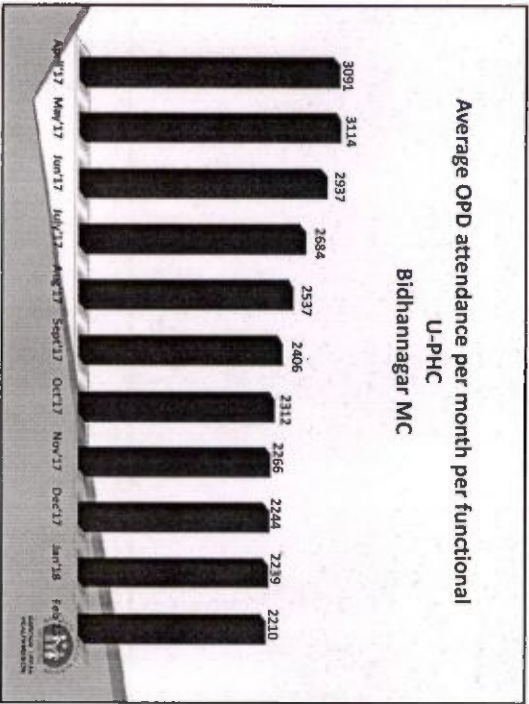
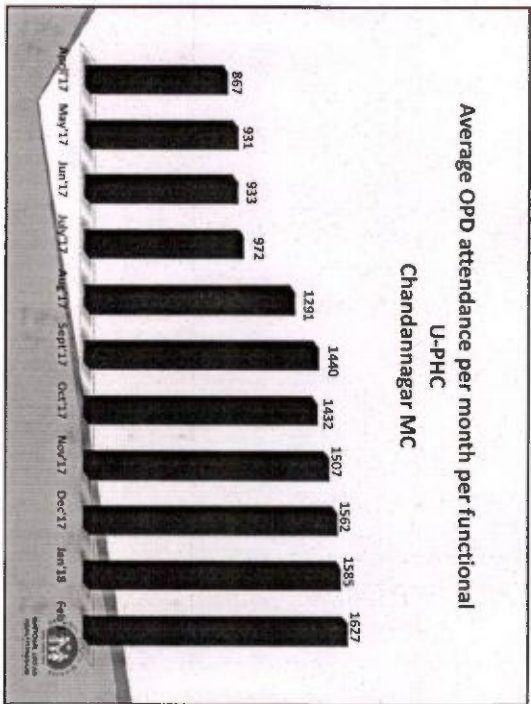
OPD attendance at Functional U-PHC

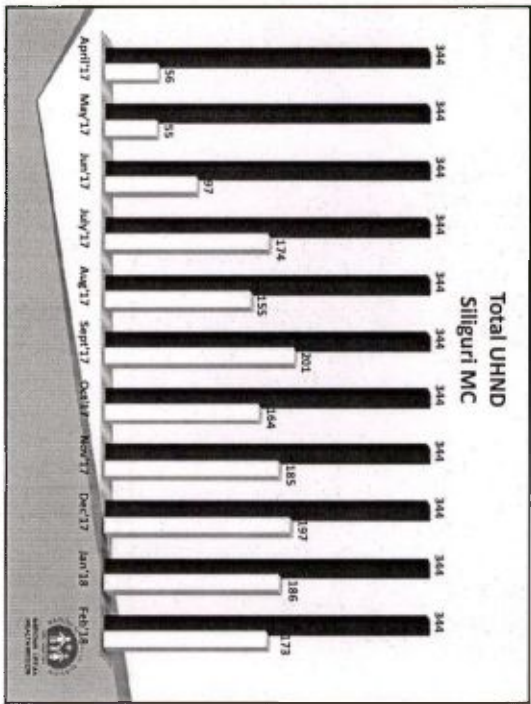
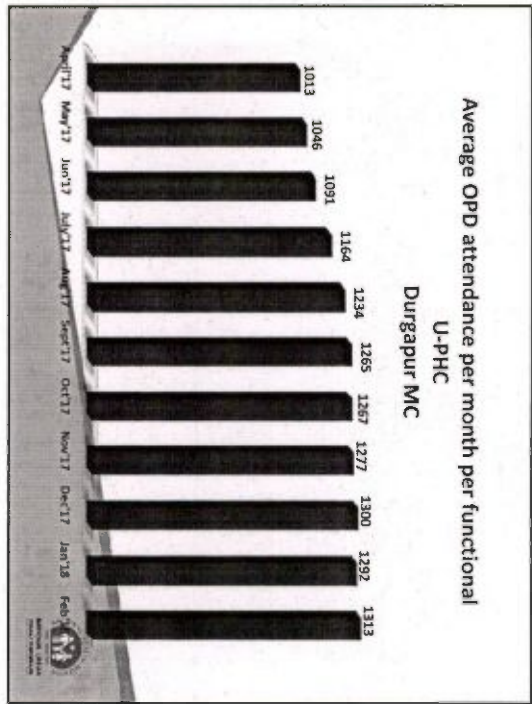
| District | U/S | Year of Approval of U/S | Total No. of U-PHC Functional | Total no. of patients treated at OPD (Up to Feb-18) | Avg. No. of Patient treated at OPD per month per functional U-PHC (Up to Feb-18) |
|-------------------|-----------------|-------------------------|-------------------------------|---|--|
| Darjeeling | Siliguri MC | 2013-14 | 9 | 59816 | 604 |
| Hooghly | Chandannagar MC | 2013-14 | 3 | 53682 | 1627 |
| Howrah | Howrah MC | 2013-14 | 12 | 141449 | 1072 |
| North 24 Parganas | Bidhanagar MC | 2014-15 | 10 | 243073 | 2210 |
| | Asansol MC | 2013-14 | 17 | 106424 | 569 |
| Paschim Bardhaman | Durgapur MC | 2013-14 | 11 | 158874 | 1313 |
| Total | | | 62 | 763318 | 7394 |

Functional Status of U-PHC

| District | U/S | Year of Approval of U/S | Total No. of U-PHC sanctioned | Total No. of U-PHC Functional | Total No. of U-PHC are yet to be Functional |
|-------------------|-----------------|-------------------------|-------------------------------|-------------------------------|---|
| Darjeeling | Siliguri MC | 2013-14 | 10 | 9 | 1 |
| Hooghly | Chandannagar MC | 2013-14 | 3 | 3 | 0 |
| Howrah | Howrah MC | 2013-14 | 27 | 12 | 15 |
| North 24 Parganas | Bidhanagar MC | 2014-15 | 12 | 10 | 2 |
| | Asansol MC | 2013-14 | 23 | 17 | 6 |
| Paschim Bardhaman | Durgapur MC | 2013-14 | 11 | 11 | 0 |
| Total | | | 86 | 62 | 24 |





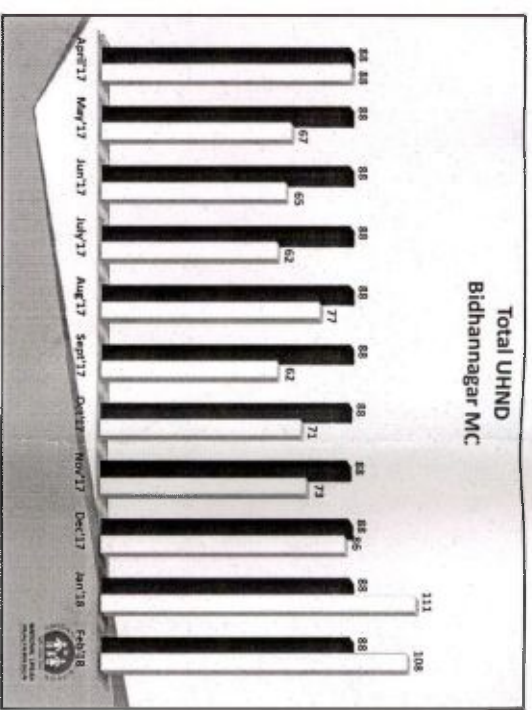

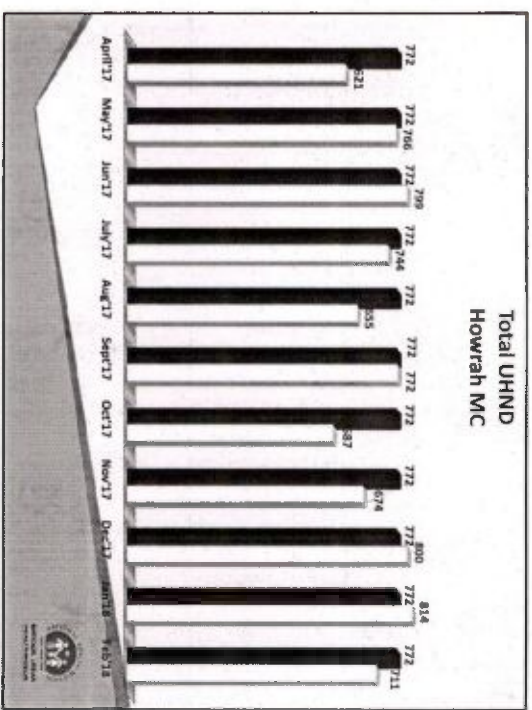




UHND held against approval

| District Name | ULB Name | Target | Physical Progress | | Financial Progress (Rs. in Lakh) | | | |
|-------------------|-----------------|--------|-----------------------|------------------|----------------------------------|-----------------------|----------------------------|------|
| | | | 2017-18 (Upto Feb'18) | % of achievement | 2017-18 (Upto Feb'18) | 2017-18 (Upto Feb'18) | % of Exp. against expected | |
| Darjeeling | Siliguri MC | 1903 | 1643 | 86% | 8.37 | 2.70 | 4.11 | 66% |
| Hooghly | Chandannagar MC | 1166 | 1057 | 91% | 3.64 | 2.64 | 2.64 | 100% |
| Howrah | Howrah MC | 7821 | 7943 | 102% | 21.66 | 10.09 | 19.86 | 51% |
| North 24 Parganas | Bidhanagar MC | 1188 | 870 | 73% | 3.09 | 1.77 | 2.18 | 81% |
| Paschim Bardhaman | Asansol MC | 2024 | 2233 | 110% | 9.06 | 3.97 | 5.58 | 71% |
| Durgapur MC | Durgapur MC | 847 | 847 | 100% | 4.44 | 1.93 | 2.12 | 91% |





Special Outreach Camp held against approval

| District Name | ULB Name | Physical Progress | | Financial Progress (Rs. in Lakh) | | Expected % of Exp. against expected | | |
|-------------------|-----------------|-----------------------|------------------------|----------------------------------|-------------------------------------|-------------------------------------|-------|-----|
| | | 2017-18 (Upto Feb'18) | Cumulative Achievement | 2017-18 (Upto Feb'18) | Expected expenditure against actual | | | |
| Darjeeling | Siliguri MC | 330 | 87 | 26% | 11.04 | 2.55 | 4.35 | 59% |
| Hooghly | Chandannagar MC | 99 | 73 | 74% | 4.25 | 3.60 | 3.65 | 99% |
| Howrah | Howrah MC | 891 | 707 | 79% | 41.27 | 24.30 | 35.35 | 69% |
| North 24 Parganas | Bidhannagar MC | 396 | 240 | 61% | 18.70 | 11.65 | 12.00 | 97% |
| Asansol | Asansol MC | 759 | 50 | 7% | 15.85 | 2.01 | 2.50 | 80% |
| Paschim Bardhaman | Durgapur MC | 363 | 193 | 53% | 13.42 | 3.52 | 9.65 | 36% |

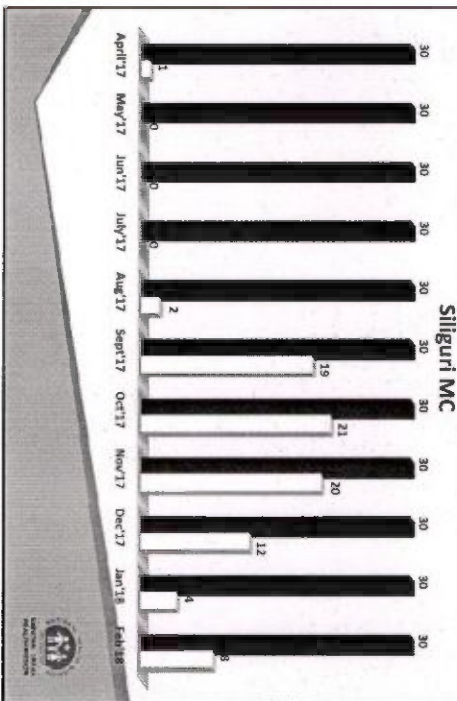
Preparation of Micro plan of Special Outreach Camp

| Name of ULB | Jan'18 | | Feb'18 | | Mar'18 | | Held |
|-----------------|----------|---------|--------|----------|---------|----------|--------------------|
| | Approved | Planned | Held | Approved | Planned | Approved | |
| Bidhannagar MC | 36 | NA | 57 | 36 | NA | 36 | NA |
| Siliguri MC | 30 | NA | 4 | 30 | NA | 30 | NA |
| Chandannagar MC | 9 | 8 | 8 | 9 | 8 | 9 | Yet to be received |
| Howrah MC | 81 | NA | 58 | 81 | 32 | 76 | 81 |
| Asansol MC | 69 | NA | 25 | 69 | NA | 69 | NA |
| Durgapur MC | 33 | NA | 25 | 33 | NA | 33 | NA |

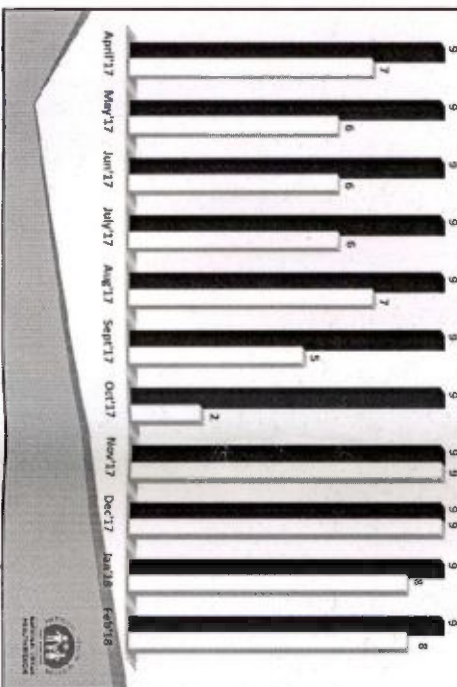
**** NA - Not Available**

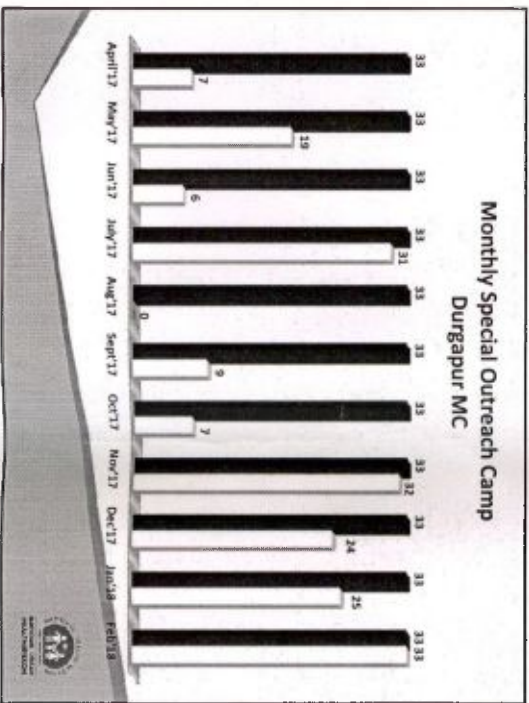


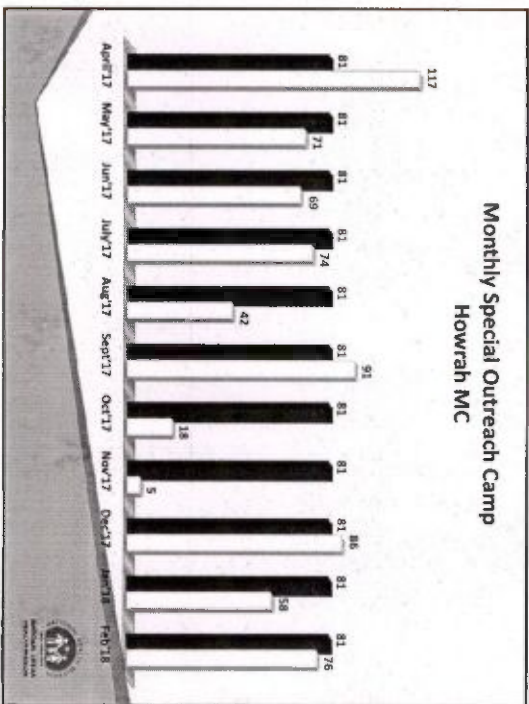
February Micro Plan received from Howrah MC & Chandannagar MC only.

Monthly Special Outreach Camp



Monthly Special Outreach Camp





HR status (upto Feb - 18)

| Division | ULB Name | Total No. of Functions (in-ULB) | FTMO (in-positions) | FTMO (in-positions) | Pharmaceutical Lab Tech (in-positions) | Staff Nurse (in-positions) | UC (in-positions) | Group D (in-positions) | Total in HR | Total Staff in HR | % |
|-----------|----------------------|---------------------------------|---------------------|---------------------|--|----------------------------|-------------------|------------------------|-------------|-------------------|-----|
| Surgeing | Surgeing MC | 9 | 3 | 6 | 8 | 2 | 1 | 10 | 40 | 80 | 50% |
| Surgeing | Surgeing MC | 3 | 3 | 2 | 3 | 2 | 3 | 3 | 19 | 24 | 79% |
| General | General MC | 12 | 11 | 12 | 22 | 14 | 34 | 12 | 117 | 216 | 54% |
| Health 24 | Health 24 Program MC | 10 | 4 | 12 | 11 | 3 | 0 | 9 | 46 | 96 | 48% |
| General | General MC | 12 | 16 | 9 | 16 | 2 | 1 | 0 | 44 | 184 | 24% |
| Health 24 | Health 24 Program MC | 11 | 7 | 11 | 10 | 1 | 0 | 11 | 51 | 88 | 58% |

Progress of New - Construction work of U-PHC (up-to Feb. 18)

| Division Name | ULB Name | Year of Approval | No. of U-PHC approved for MC | No. of U-PHC approved by ULB | Transfer completed (No.) | Construction completed (No.) | % of Physical Progress | Available Fund as U-PHC (Rs. in Lakhs) | Completed Exp. (Rs. in Lakhs) | % of Exp. against Avail. Fund as U-PHC |
|---------------|----------------------|------------------|------------------------------|------------------------------|--------------------------|------------------------------|-------------------------------|--|-------------------------------|--|
| Surgeing | Surgeing MC | 2013-14 | 1 | 1 | 0 | 0 | 0% | 10.00 | 0.0 | 0% |
| Surgeing | Surgeing MC | 2013-14 | 1 | 1 | 1 | 1 | 100% | 75.00 | 34.60 | 46% |
| General | General MC | 2013-14 | 14 | 6 | 6 | 3 | 1 no. - 55% | 75.00 | 11.69 | 16% |
| Health 24 | Health 24 Program MC | 2014-15 | 5 | 3 | 3 | 2 | 1 no. - 100% | 30.00 | 60.00 | >100% |
| General | General MC | 2013-14 | 12 | 11 | 11 | 9 | 5 nos. - 100% 3 nos. - 55% | 180.00 | 72.94 | 41% |
| Health 24 | Health 24 Program MC | 2013-14 | 3 | 3 | 2 | 2 | 1 no. - 100% | 47.00 | 27.07 | 58% |

Progress of Renovation work of U-PHC (up-to Feb. 18)

| Division Name | ULB Name | Year of Approval | No. of U-PHC approved for MC | No. of U-PHC approved by ULB | Transfer completed (No.) | Construction completed (No.) | % of Physical Progress | Available Fund as U-PHC (Rs. in Lakhs) | Completed Exp. (Rs. in Lakhs) | % of Exp. against Avail. Fund as U-PHC |
|---------------|----------------------|------------------|------------------------------|------------------------------|--------------------------|------------------------------|-------------------------------|--|-------------------------------|--|
| Surgeing | Surgeing MC | 2013-14 | 9 | 9 | 8 | 8 | 100% | 90.00 | 85.41 | 99% |
| Health 24 | Health 24 Program MC | 2013-14 | 2 | 2 | 2 | 2 | 100% | 20.00 | 16.69 | 83% |
| General | General MC | 2013-14 | 13 | 12 | 12 | 12 | 11 nos. - 100% 1 no. - 25% | 110.00 | 98.48 | 90% |
| Health 24 | Health 24 Program MC | 2014-15 | 7 | 7 | 7 | 7 | 6 nos. - 100% 1 no. - 25% | 60.00 | 44.97 | 75% |
| General | General MC | 2013-14 | 11 | 11 | 11 | 11 | 100% | 110.00 | 77.68 | 71% |
| Health 24 | Health 24 Program MC | 2013-14 | 8 | 8 | 8 | 8 | 100% | 65.00 | 43.66 | 67% |

Thank you






Meeting with SUDA Implementation of NUHM A Status Report Date: 07/03/2018



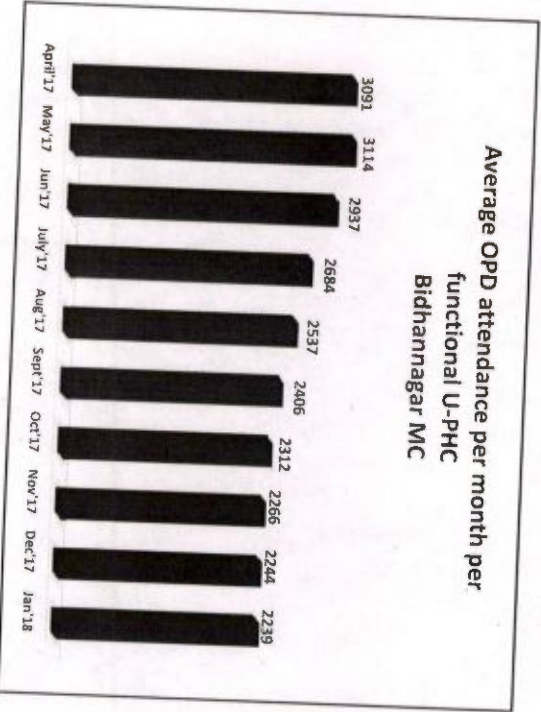
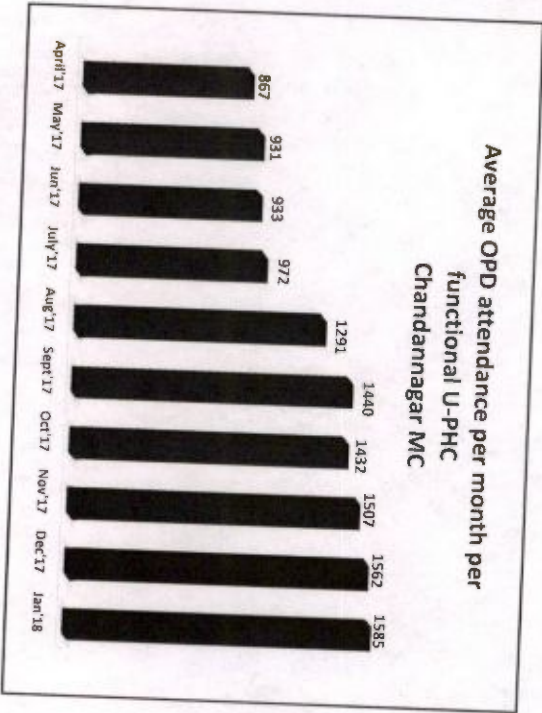
Functional Status of U-PHC

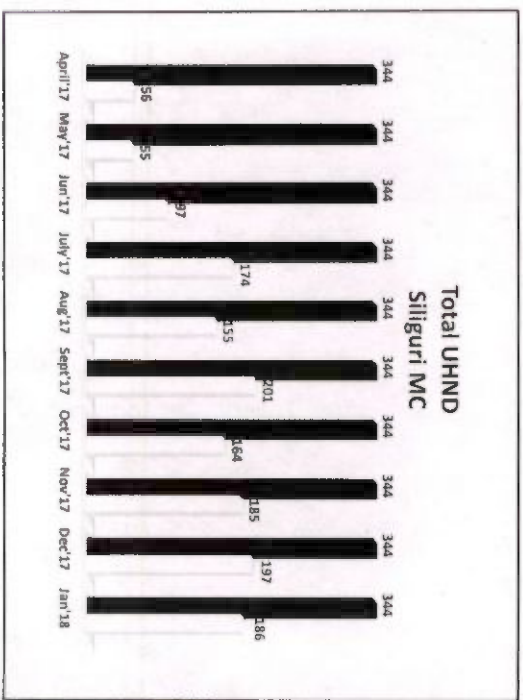

| District | ULB | Year of Approval of ULB | Total No. of U-PHC sanctioned | Total No. of U-PHC Functional | Total No. of U-PHC are yet to be functional |
|-------------------|-----------------|-------------------------|-------------------------------|-------------------------------|---|
| Darjeeling | Siliguri MC | 2013-14 | 10 | 9 | 1 |
| Hooghly | Chandannagar MC | 2013-14 | 3 | 3 | 0 |
| Howrah | Howrah MC | 2013-14 | 27 | 12 | 15 |
| North 24 Parganas | Bidhanagar MC | 2014-15 | 12 | 10 | 2 |
| Paschim Bardhaman | Asansol MC | 2013-14 | 23 | 17 | 6 |
| | Durgapur MC | 2013-14 | 11 | 11 | 0 |
| Total | | | 86 | 62 | 24 |

OPD attendance at Functional U-PHC

| District | ULB | Year of Approval of ULB | Total No. of U-PHC Functional | Total no. of patients treated at OPD (up to Jan -18) | Avg. No. of Patient treated at OPD per month per functional U-PHC (up to Jan -18) |
|-------------------|-----------------|-------------------------|-------------------------------|--|---|
| Darjeeling | Siliguri MC | 2013-14 | 9 | 53205 | 591 |
| Hooghly | Chandannagar MC | 2013-14 | 3 | 47552 | 1585 |
| Howrah | Howrah MC | 2013-14 | 12 | 127216 | 1060 |
| North 24 Parganas | Bidhanagar MC | 2014-15 | 10 | 223913 | 2239 |
| Paschim Bardhaman | Asansol MC | 2013-14 | 17 | 97567 | 574 |
| | Durgapur MC | 2013-14 | 11 | 142154 | 1292 |
| Total | | | 62 | 691607 | 1116 |





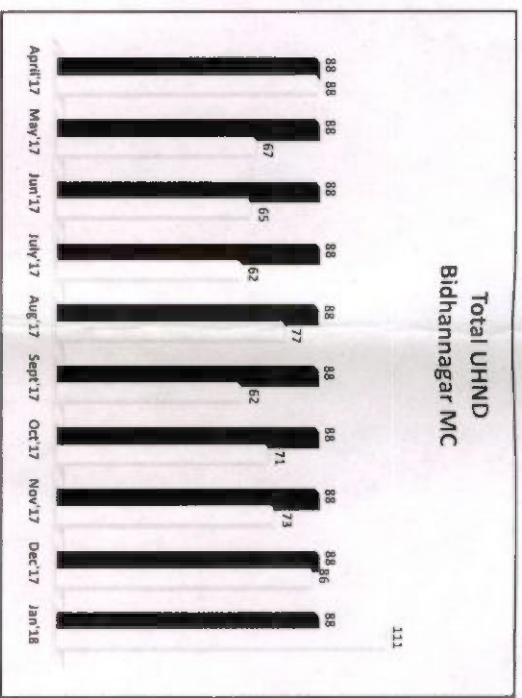
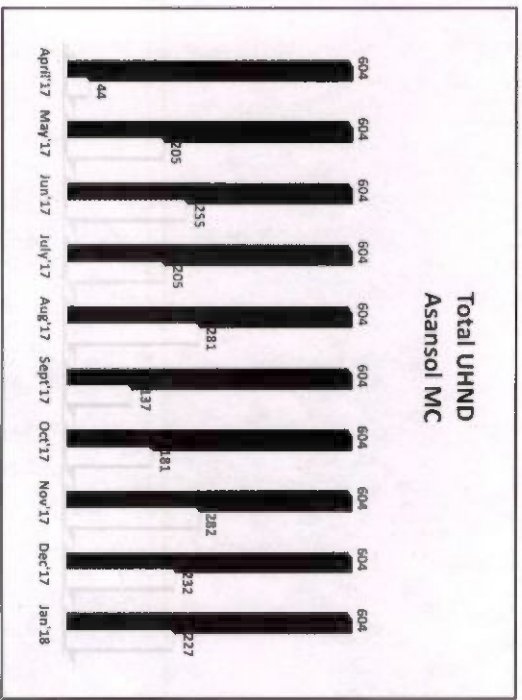





UHND held against approval

| District Name | ULB Name | Physical Progress | | Financial Progress (Rs. in Lakh) | | | |
|-------------------|-----------------|------------------------|------------------------|--|------------------------|---|----------------------------|
| | | 2017-18 (Up to Jan'18) | 2017-18 (Up to Jan'18) | Available Fund at ULB level during 2017-18 (Before Exp.) | Cumulative Expenditure | Expected Expenditure against actual achievement | % of Exp. Against expected |
| Darjeeling | Siliguri MC | 1860 | 1470 | 79% | 8.37 | 2.70 | 3.6873% |
| Hooghly | Chandannagar MC | 990 | 951 | 96% | 3.64 | 2.38 | 2.38 |
| Howrah | Howrah MC | 8140 | 7232 | 89% | 21.66 | 10.09 | 18.08 |
| North 24 Parganas | Bidhanagar MC | 1110 | 762 | 69% | 3.09 | 1.77 | 1.9193% |
| Paschim Bardhaman | Asansol MC | 2270 | 2049 | 90% | 9.06 | 2.46 | 5.1248% |
| Durgapur | Durgapur MC | 770 | 770 | 100% | 4.44 | 1.93 | 1.93 |





Special Outreach Camp held against approval

| District Name | ULB Name | Physical Progress | | Financial Progress (Rs. in Lakh) | | Expected expenditure against actual achievement | % of Exp. Against expected | |
|-------------------|-----------------|------------------------|------------------------|----------------------------------|--|---|----------------------------|-----|
| | | 2017-18 (Upto Jan '18) | Cumulative Achievement | 2017-18 (Upto Jan '18) | Available Fund at ULB level during 2017-18 (Before Exp.) | | | |
| Darjeeling | Siliguri MC | 300 | 79 | 26% | 11.04 | 1.85 | 3.95 | 47% |
| Hooghly | Chandannagar MC | 90 | 65 | 72% | 4.25 | 3.21 | 3.25 | 99% |
| Howrah | Howrah MC | 810 | 631 | 78% | 41.27 | 22.34 | 31.55 | 71% |
| North 24 Parganas | Bidhannagar MC | 360 | 167 | 46% | 18.70 | 8.10 | 8.35 | 97% |
| West Midnapore | Asansol MC | 690 | 46 | 7% | 15.85 | 1.81 | 2.30 | 79% |
| Chandernagore | Durgapur MC | 330 | 160 | 48% | 13.42 | 3.52 | 8.00 | 44% |

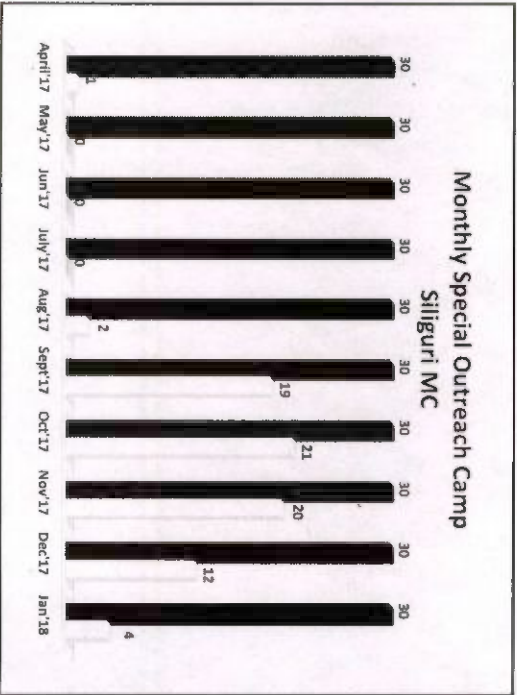
Preparation of Micro plan of Special Outreach Camp

| Name of ULB | Nov'17 | | Dec'17 | | Jan'18 | | | | |
|-----------------|----------|------|----------|------|----------|------|----|----|----|
| | Approved | Held | Approved | Held | Approved | Held | | | |
| Bidhannagar MC | 36 | NA | 11 | 36 | NA | 0 | 36 | NA | 57 |
| Siliguri MC | 30 | NA | 20 | 30 | 29 | 12 | 30 | NA | 4 |
| Chandernagar MC | 9 | 9 | 9 | 9 | 9 | 9 | 9 | 8 | 8 |
| Howrah MC | 81 | NA | 5 | 81 | 27 | 86 | 81 | NA | 58 |
| Asansol MC | 69 | NA | 4 | 69 | 10 | 10 | 69 | NA | 25 |
| Durgapur MC | 33 | 4 | 32 | 33 | 3 | 24 | 33 | NA | 25 |


**** NA - Not Available**

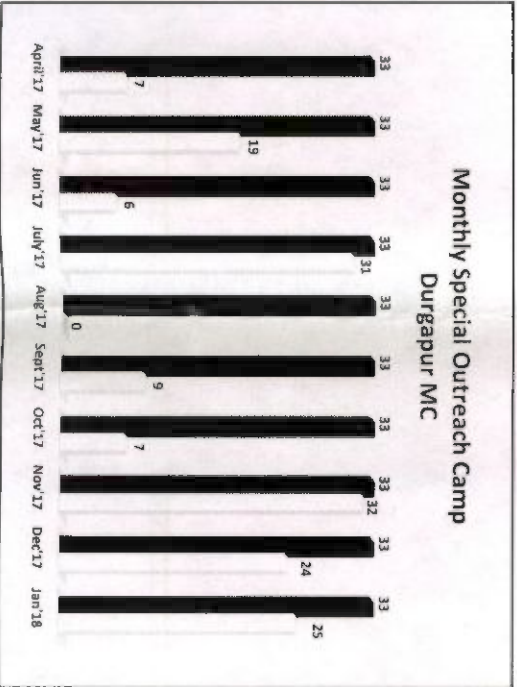

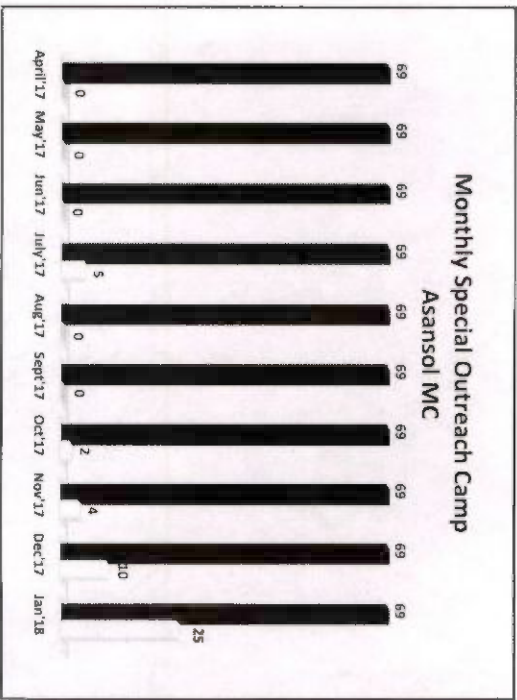
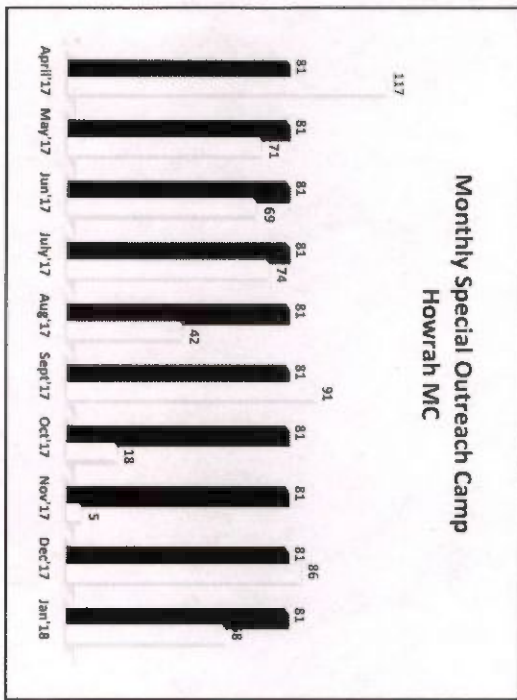
February Micro Plan received from Howrah MC & Chandannagar MC only.

Monthly Special Outreach Camp



Monthly Special Outreach Camp





Meeting Agenda

Monthly Review Meeting with SUDA on 07/03/2018; Time - 04:00 PM

| Sl. No. | Activities |
|---------|--|
| 1. | Programme review. |
| 2. | Status of submission of Micro Plan w.r.t. Special Outreach Camp |
| 3. | Fund issue: Unspent fund under different activities. |
| 4. | Preparation of Micro Plan of UHND & Special Outreach Camp. |
| 5. | Training of MAS with respect to - i) Micro plan ii) Report of training |
| 6. | Miscellaneous. |

479268 mth
SUDA.



NUHM Review Meeting

Date : 23rd February, 2018

Time : 11:00 A.M.

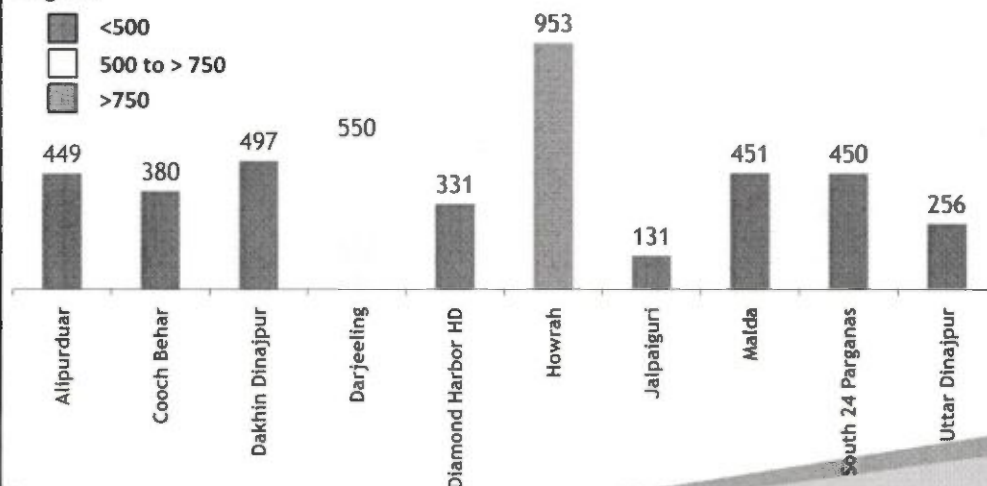
Venue: 2nd Floor, Auditorium Hall, Swasthya Bhawan,
Kolkata - 700 091



District wise avg. no. of patients attended at OPD per month per functional U-PHC (2017-18 - up to Dec.- 2017)

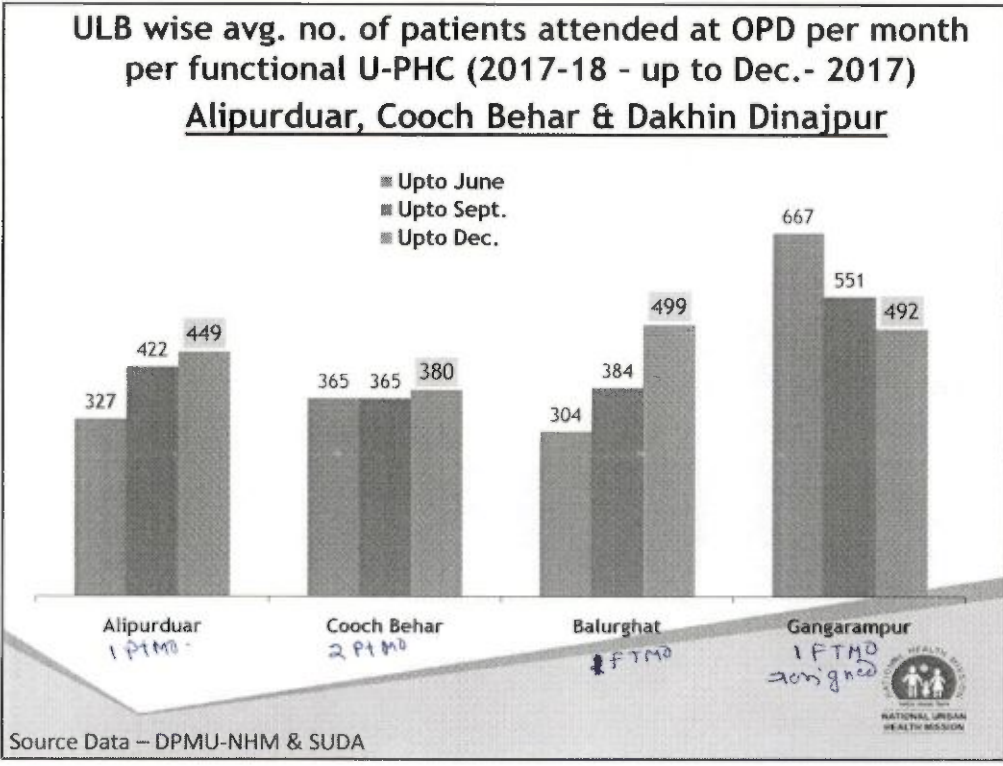
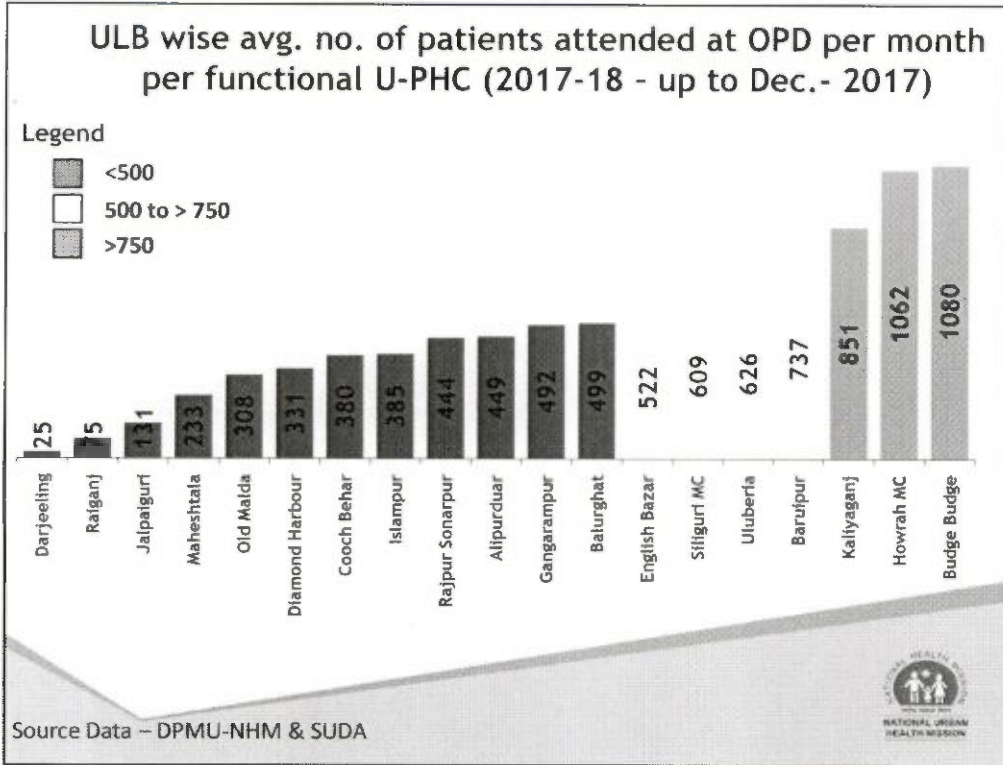
Legend

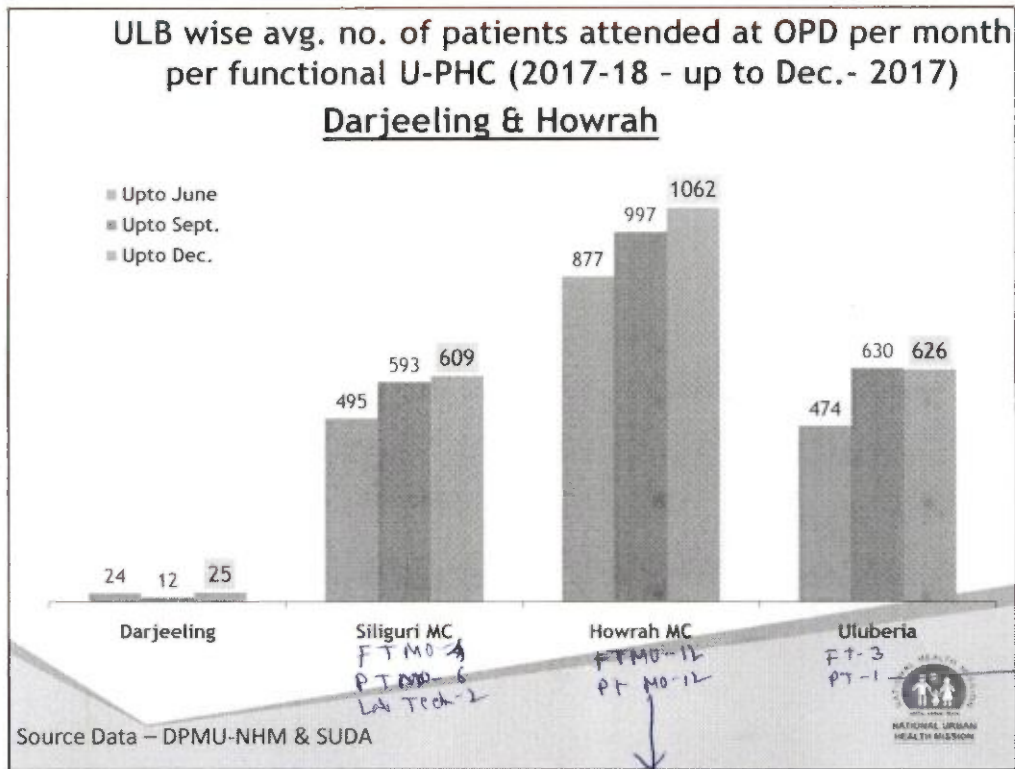
- <500
- 500 to > 750
- >750



Source Data – DPMU-NHM & SUDA



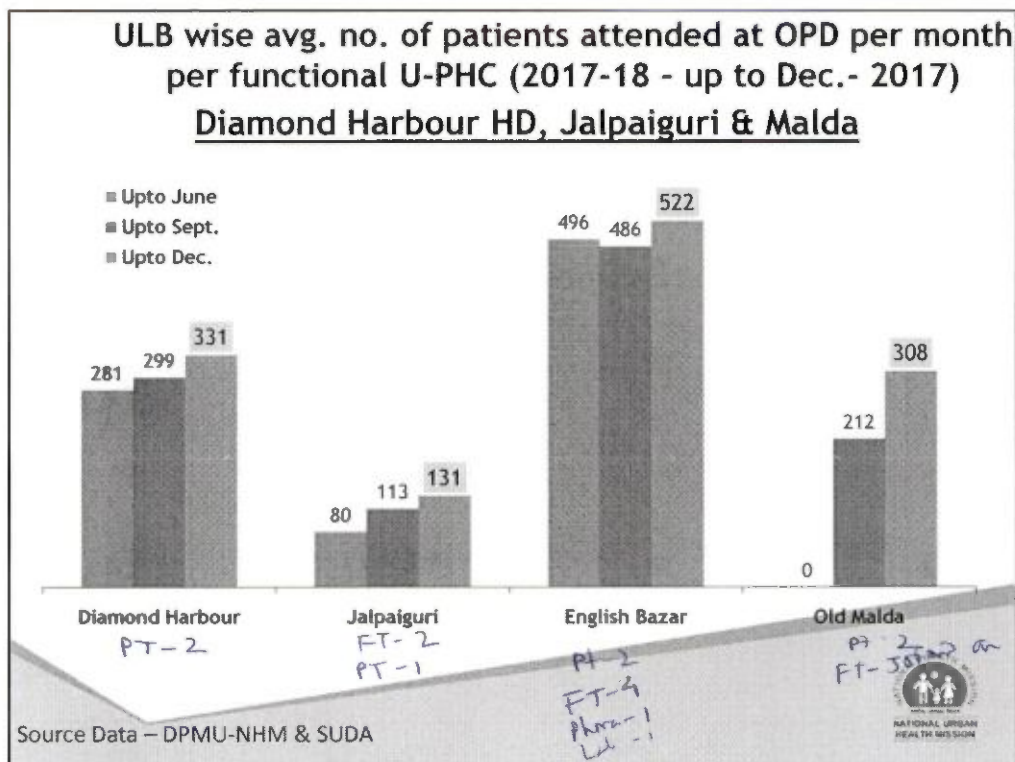




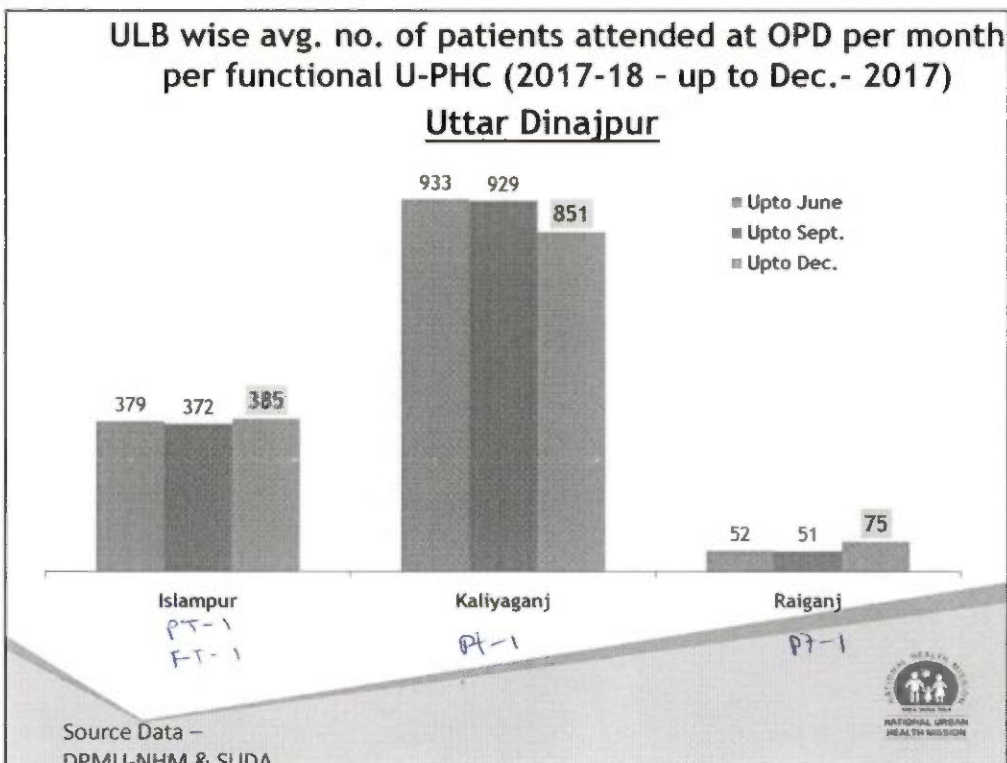
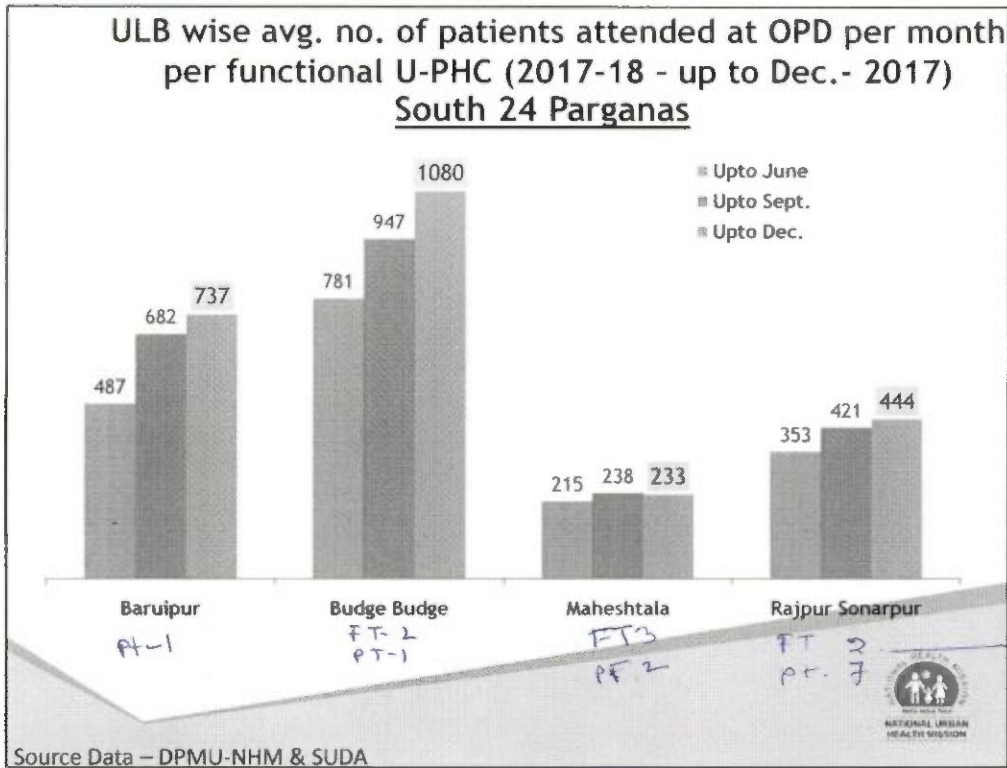
To follow up with UMC for functioning of rest UPHC

2 UPHC

122nd mile inaugurated on 8.3.18.



122



To follow-up with Islampur EO for co-ordination between NUHM & CBPIUG

UHND held against approval

| District | ULB | Avg. of 1st & 2nd Qtr | | 3rd Qtr | | Cumulative Expenditure upto Dec-17 | Expected Exp. against total achievement upto Dec-17 | % |
|-----------------|-------------|-----------------------|-------------|---------|-------------|------------------------------------|---|-------|
| | | Target | Achievement | Target | Achievement | | | |
| Alipurduar | Alipurduar | 456 | 357 | 456 | 301 | 2.39 | 2.54 | 94% |
| Cooch Behar | Cooch Behar | 444 | 111 | 444 | 316 | 0.00 | 1.34 | 0% |
| Dakhin Dinajpur | Balurghat | 204 | 30 | 204 | 34 | 0.27 | 0.24 | >100% |
| | Gangarampur | 336 | 18 | 336 | 45 | 0.15 | 0.20 | 74% |

Source Data –
DPMI, NHM & SIDA**UHND held against approval**

| District | ULB | Avg. of 1st & 2nd Qtr | | 3rd Qtr | | Cumulative Expenditure upto Dec-17 | Expected Exp. against total achievement upto Dec-17 | % |
|------------|-------------|-----------------------|-------------|---------|-------------|------------------------------------|---|-----|
| | | Target | Achievement | Target | Achievement | | | |
| Darjeeling | Darjeeling | 102 | 0 | 102 | 0 | 0.00 | 0.00 | 0% |
| | Siliguri MC | 1032 | 369 | 1032 | 546 | 2.23 | 3.21 | 69% |
| Howrah | Howrah MC | 2316 | 2179 | 2316 | 2061 | 10.09 | 16.05 | 63% |
| | Uluberia | 606 | 23 | 606 | 26 | 0.11 | 0.18 | 62% |

Source Data –
DPMI, NHM & SIDA

UHND held against approval

| District | ULB | Avg. of 1st & 2nd Qtr | | 3rd Qtr | | Cumulative Expenditure upto Dec-17 | Expected Exp. against total achievement upto Dec-17 | % |
|--------------------|-----------------|-----------------------|-------------|---------|-------------|------------------------------------|---|-------|
| | | Target | Achievement | Target | Achievement | | | |
| Diamond Harbour HD | Diamond Harbour | 168 | 24 | 168 | 21 | 0.003 | 0.17 | 2% |
| Jalpaiguri | Jalpaiguri | 348 | 258 | 348 | 307 | 0.95 | 2.06 | 46% |
| Malda | English Bazar | 684 | 76 | 684 | 41 | 0.53 | 0.48 | >100% |
| | Old Malda | 336 | 48 | 336 | 39 | 0.09 | 0.34 | 27% |

Source Data –
DPMILNHM & SLIDANATIONAL URBAN
HEALTH MISSION**UHND held against approval**

| District | ULB | Avg. of 1st & 2nd Qtr | | 3rd Qtr | | Cumulative Expenditure upto Dec-17 | Expected Exp. against total achievement upto Dec-17 | % |
|-------------------|-----------------|-----------------------|-------------|---------|-------------|------------------------------------|---|------|
| | | Target | Achievement | Target | Achievement | | | |
| South 24 Parganas | Baruipur | 180 | 54 | 180 | 55 | 0.41 | 0.41 | 100% |
| | Budge Budge | 264 | 73 | 264 | 74 | 0.55 | 0.55 | 100% |
| | Mahesh tala | 1314 | 589 | 1314 | 631 | 3.74 | 4.52 | 83% |
| | Rajpur Sonarpur | 1386 | 974 | 1386 | 1260 | 8.02 | 8.02 | 100% |

Source Data –
DPMILNHM & SLIDANATIONAL URBAN
HEALTH MISSION

UHND held against approval

| District | ULB | Avg. of 1st & 2nd Qtr | | 3rd Qtr | | Cumulative Expenditure upto Dec-17 | Expected Exp. against total achievement upto Dec-17 | % |
|----------------|------------|-----------------------|-------------|---------|-------------|------------------------------------|---|-------|
| | | Target | Achievement | Target | Achievement | | | |
| Uttar Dinajpur | Islampur | 210 | 30 | 210 | 30 | 0.10 | 0.23 | 44% |
| | Kaliyaganj | 192 | 30 | 192 | 35 | 0.00 | 0.24 | 0% |
| | Raiganj | 660 | 178 | 660 | 205 | 1.63 | 1.40 | >100% |

Source Data –
DPML, NHM & SUDANATIONAL URBAN
HEALTH MISSION**Special Outreach Camp held against approval**


| District | ULB | Avg. of 1st & 2nd Qtr | | 3rd Qtr | | Cumulative Expenditure | Expected Exp. against total achievement upto Dec-17 | % |
|------------------|-------------|-----------------------|-------------|---------|-------------|------------------------|---|------|
| | | Target | Achievement | Target | Achievement | | | |
| Alipurduar | Alipurduar | 9 | 7 | 9 | 11 | 1.20 | 1.20 | 100% |
| Cooch Behar | Cooch Behar | 18 | 6 | 18 | 0 | 0.05 | 0.55 | 9% |
| Dakshin Dinajpur | Balurghat | 27 | 22 | 27 | 20 | 3.09 | 3.20 | 97% |
| | Gangarampur | 9 | 4 | 9 | 1 | 0.10 | 0.45 | 22% |

Source Data –
DPML, NHM & SUDANATIONAL URBAN
HEALTH MISSION

Special Outreach Camp held against approval

| District | ULB | Avg. of 1st & 2nd Qtr | | 3rd Qtr | | Cumulative Expenditure | Expected Exp. against total achievement upto Dec-17 | % |
|------------|-------------|-----------------------|-------------|---------|-------------|------------------------|---|-----|
| | | Target | Achievement | Target | Achievement | | | |
| Darjeeling | Darjeeling | 18 | 0 | 18 | 0 | 0.00 | 0.00 | 0% |
| | Siliguri MC | 90 | 11 | 90 | 53 | 1.85 | 3.75 | 49% |
| Howrah | Howrah MC | 243 | 232 | 243 | 109 | 21.31 | 28.65 | 74% |
| | Uluberia | 36 | 2 | 36 | 60 | 1.64 | 3.20 | 51% |


Source Data – DPMU-NHM & SUDA



Special Outreach Camp held against approval

| District | ULB | Avg. of 1st & 2nd Qtr | | 3rd Qtr | | Cumulative Expenditure | Expected Exp. against total achievement upto Dec-17 | % |
|--------------------|-----------------|-----------------------|-------------|---------|-------------|------------------------|---|-------|
| | | Target | Achievement | Target | Achievement | | | |
| Diamond Harbour HD | Diamond Harbour | 9 | 0 | 9 | 0 | 0.75 | 0.00 | - |
| Jalpaiguri | Jalpaiguri | 18 | 2 | 18 | 9 | 0.34 | 0.65 | 52% |
| Malda | English Bazar | 36 | 18 | 36 | 25 | 3.20 | 3.05 | >100% |
| | Old Malda | 18 | 7 | 18 | 10 | 0.63 | 1.20 | 53% |

Source Data – DPMU-NHM & SUDA



Special Outreach Camp held against approval

| District | ULB | Avg. of 1st & 2nd Qtr | | 3rd Qtr | | Cumulative Expenditure | Expected Exp. against total achievement upto Dec-17 | % |
|-------------------|-----------------|-----------------------|-------------|---------|-------------|------------------------|---|------|
| | | Target | Achievement | Target | Achievement | | | |
| South 24 Parganas | Baruipur | 9 | 6 | 9 | 12 | 1.20 | 1.20 | 100% |
| | Budge Budge | 18 | 14 | 18 | 25 | 2.53 | 2.60 | 97% |
| | Maheshtala | 81 | 21 | 81 | 24 | 2.04 | 3.30 | 62% |
| | Rajpur Sonarpur | 72 | 10 | 72 | 68 | 2.13 | 4.35 | 49% |

Source Data – DPMU-NHM & SUDA


**Special Outreach Camp held against approval**

| District | ULB | Avg. of 1st & 2nd Qtr | | 3rd Qtr | | Cumulative Expenditure | Expected Exp. against total achievement upto Dec-17 | % |
|----------------|-----------|-----------------------|-------------|---------|-------------|------------------------|---|------|
| | | Target | Achievement | Target | Achievement | | | |
| Uttar Dinajpur | Islampur | 9 | 5 | 9 | 6 | 0.80 | 0.80 | 100% |
| | Kaliaganj | 9 | 0 | 9 | 0 | 0.00 | 0.00 | - |
| | Raiganj | 36 | 0 | 36 | 0 | 0.00 | 0.00 | - |

Source Data –
DPMU-NHM & SUDA

| New Construction of U-PHC (upto Dec.-17) | | | | | | | | | | |
|--|-------------|------------------|----------------|------------------------------|--------------------------------|----------------------------|------------------------|------------------------------------|--------------------------------------|-------------------------------------|
| District Name | ULB Name | Year of Approval | Period | Physical Status | | | | Financial Status (Rs. In Lakh) | | |
| | | | | No. of U-PHC approved for NC | Tender Process completed (No.) | Construction started (No.) | % of Physical progress | Total Available Fund (Rs. in Lakh) | Cumulative Expenditure (Rs. in Lakh) | Total Unspent Balance (Rs. in Lakh) |
| Alipurduar | Alipurduar | 2015-16 | Upto-July-2017 | 1 | 1 | 1 | 25 | 30.00 | 21.86 | 8.14 |
| | | | Upto-Dec-17 | | 1 | 1 | 40 | | | |
| Cooch Behar | Cooch Behar | 2013-14 | Upto-July-2017 | 2 | 1 | 1 | 25 | 47.00 | 28.08 | 18.92 |
| | | | Upto-Dec-17 | | 1 | 1 | 59 | | | |


Source Data – DPML, NHM & SUDA



↓ 1 - letter sent by ULB for site change

| New Construction of U-PHC (upto Dec.-17) | | | | | | | | | | |
|--|-------------|------------------|----------------|------------------------------|--------------------------------|----------------------------|------------------------|------------------------------------|--------------------------------------|-------------------------------------|
| District Name | ULB Name | Year of Approval | Period | Physical Status | | | | Financial Status (Rs. In Lakh) | | |
| | | | | No. of U-PHC approved for NC | Tender Process completed (No.) | Construction started (No.) | % of Physical progress | Total Available Fund (Rs. in Lakh) | Cumulative Expenditure (Rs. in Lakh) | Total Unspent Balance (Rs. in Lakh) |
| Dakshin Dinajpur | Balurghat | 2013-14 | Upto-July-2017 | 1 | 0 | 0 | 0 | 22.50 | 0.0 | 22.50 |
| | | | Upto-Dec-17 | | 1 | 1 | 25 | | | |
| Dakshin Dinajpur | Gangarampur | 2015-16 | Upto-July-2017 | 1 | 1 | 1 | 10 | 30.00 | 24.95 | 5.05 |
| | | | Upto-Dec-17 | | 1 | 1 | 40 | | | |


Source Data – DPML, NHM & SUDA



| New Construction of U-PHC (upto Dec.-17) | | | | | | | | | | |
|--|-----------------|------------------|----------------|------------------------------|--------------------------------|----------------------------|------------------------|------------------------------------|--------------------------------------|-------------------------------------|
| District Name | ULB Name | Year of Approval | Period | Physical Status | | | | Financial Status (Rs. In Lakh) | | |
| | | | | No. of U-PHC approved for NC | Tender Process completed (No.) | Construction started (No.) | % of Physical progress | Total Available Fund (Rs. in Lakh) | Cumulative Expenditure (Rs. in Lakh) | Total Unspent Balance (Rs. in Lakh) |
| Darjeeling | Siliguri MC | 2013-14 | Upto-July-2017 | 1 | 0 | 0 | 0 | - | - | - |
| | | | Upto-Dec-17 | | 0 | 0 | 0 | | | |
| Diamond Harbour HD | Diamond Harbour | 2013-14 | Upto-July-2017 | 1 | 1 | 1 | 40 | 45.00 | 22.50 | 22.50 |
| | | | Upto-Dec-17 | | 1 | 1 | 70 | | | |


Source Data –
DBML, NHM & SUDA

→ Tenders will be opened on 4-3.18



| New Construction of U-PHC (upto Dec.-17) | | | | | | | | | | |
|--|-----------|------------------|----------------|------------------------------|--------------------------------|----------------------------|---------------------------------------|------------------------------------|--------------------------------------|-------------------------------------|
| District Name | ULB Name | Year of Approval | Period | Physical Status | | | | Financial Status (Rs. In Lakh) | | |
| | | | | No. of U-PHC approved for NC | Tender Process completed (No.) | Construction started (No.) | % of Physical progress | Total Available Fund (Rs. in Lakh) | Cumulative Expenditure (Rs. in Lakh) | Total Unspent Balance (Rs. in Lakh) |
| Howrah | Howrah MC | 2013-14 | Upto-July-2017 | 14 | 6 | 1 | 10 | 75.00 | 11.69 | 63.31 |
| | | | Upto-Dec-17 | | 6 | 3 | 40 (1 no.) 25(1 no.) 20 (1 no.) | | | |

Source Data –
DBML, NHM & SUDA



New Construction of U-PHC (upto Dec.-17)

| District Name | ULB Name | Year of Approval | Period | Physical Status | | | | Financial Status (Rs. In Lakh) | | |
|---------------|---------------|------------------|----------------|------------------------------|--------------------------------|----------------------------|--------------------------|------------------------------------|--------------------------------------|-------------------------------------|
| | | | | No. of U-PHC approved for NC | Tender Process completed (No.) | Construction started (No.) | % of Physical progress | Total Available Fund (Rs. in Lakh) | Cumulative Expenditure (Rs. in Lakh) | Total Unspent Balance (Rs. in Lakh) |
| Jalpaiguri | Jalpaiguri | 2014-15 | Upto-July-2017 | 2 | 2 | 1 | 33 | 61.02 | 24.04 | 36.98 |
| | | | Upto-Dec-17 | | 2 | 2 | 70 (1 no.) 10 (1 no.) | | | |
| Malda | English Bazar | 2015-16 | Upto-July-2017 | 2 | 2 | 2 | 100 | 150.00 | 147.95 | 2.05 |
| | | | Upto-Dec-17 | | 2 | 2 | 100 | | | |

5/11/17

Source Data –
DPMIL/NHM & SLIDA



New Construction of U-PHC (upto Dec.-17)

| District Name | ULB Name | Year of Approval | Period | Physical Status | | | | Financial Status (Rs. In Lakh) | | |
|----------------|-----------|------------------|----------------|------------------------------|--------------------------------|----------------------------|------------------------|------------------------------------|--------------------------------------|-------------------------------------|
| | | | | No. of U-PHC approved for NC | Tender Process completed (No.) | Construction started (No.) | % of Physical progress | Total Available Fund (Rs. in Lakh) | Cumulative Expenditure (Rs. in Lakh) | Total Unspent Balance (Rs. in Lakh) |
| Malda | Old Malda | 2015-16 | Upto-July-2017 | 2 | 0 | 0 | 0 | 60.00 | 0.0 | 60.00 |
| | | | Upto-Dec-17 | | 2 | 0 | 0 | | | |
| Uttar Dinajpur | Islampur | 2015-16 | Upto-July-2017 | 1 | 1 | 1 | 40 | 50.00 | 56.89 | -6.89 |
| | | | Upto-Dec-17 | | 1 | 1 | 40 | | | |

5/11/17

Source Data –
DPMIL/NHM & SLIDA




New Construction of U-PHC (upto Dec.-17)

| District Name | ULB Name | Year of Approval | Period | Physical Status | | | | Financial Status (Rs. In Lakh) | | |
|----------------|------------|------------------|----------------|------------------------------|--------------------------------|----------------------------|------------------------|------------------------------------|--------------------------------------|-------------------------------------|
| | | | | No. of U-PHC approved for NC | Tender Process completed (No.) | Construction started (No.) | % of Physical progress | Total Available Fund (Rs. in Lakh) | Cumulative Expenditure (Rs. in Lakh) | Total Unspent Balance (Rs. in Lakh) |
| Uttar Dinajpur | Kaliyaganj | 2015-16 | Upto-July-2017 | 1 | 1 | 1 | 50 | 40.00 | 41.14 | -1.14 |
| | | | Upto-Dec-17 | | 1 | 1 | 65 | | | |
| | Raiganj | 2015-16 | Upto-July-2017 | 2 | 2 | 1 | 25 | 45.00 | 9.30 | 35.70 |
| | | | Upto-Dec-17 | | 2 | 1 | 40 (70%) | | | |

Plumbing & Electrical work done

Tender floated.


Source Data – DPMU-NHM & SUDA



New Construction of U-PHC (upto Dec.-17)

| District Name | ULB Name | Year of Approval | Period | Physical Status | | | | Financial Status (Rs. In Lakh) | | |
|-------------------|-----------------|------------------|----------------|------------------------------|--------------------------------|----------------------------|-------------------------------------|------------------------------------|--------------------------------------|-------------------------------------|
| | | | | No. of U-PHC approved for NC | Tender Process completed (No.) | Construction started (No.) | % of Physical progress | Total Available Fund (Rs. in Lakh) | Cumulative Expenditure (Rs. in Lakh) | Total Unspent Balance (Rs. in Lakh) |
| South 24 Parganas | Maheshtala | 2013-14 | Upto-July-2017 | 3 | 3 | 3 | 85 | 135.00 | 140.11 | -5.11 |
| | | | Upto-Dec-17 | | 3 | 3 | 100 (2 No) 95 (1 No) | | | |
| | Rajpur Sonarpur | 2014-15 | Upto-July-2017 | 4 | 4 | 3 | 1 no.- 30 1 no.- 25 1 no.- 10 | 90.00 | 83.56 | 6.44 |
| | | | Upto-Dec-17 | | 4 | 3 | 55 (2 Nos.) 25 (1 No) | | | |

Source Data – DPMU-NHM & SUDA



Renovation of U-PHC (upto Dec.-17)

| District | ULB | Year of Approval | No. of Approved U-PHC | % of Physical progress | Total Available Fund (Rs. in Lakh) | Cummulative Expenditure (Rs. in Lakh) | Total Unspent Balance (Rs. in Lakh) |
|-----------------|---------------|------------------|-----------------------|-------------------------------|------------------------------------|---------------------------------------|-------------------------------------|
| Dakhin Dinajpur | Balurghat | 2013-14 | 2 | 100% | 20.00 | 23.30 | -3.30 |
| Darjeeling | Darjeeling | 2013-14 | 2 | 0% | 20.00 | 0.00 | 20.00 |
| | Siliguri MC | 2013-14 | 9 | 100% | 90.00 | 89.41 | 0.59 |
| Howrah | Howrah MC | 2013-14 | 13 | 100% (10 Nos.) 75% (1 No.) | 110.00 | 94.20 | 15.80 |
| | Uluberia | 2013-14 | 4 | 100% | 40.00 | 40.00 | 0.00 |
| Malda | English Bazar | 2013-14 | 2 | 100% | 20.00 | 19.90 | 0.10 |

Source Data – DPMU-NHM & SUDA



Renovation of U-PHC (upto Dec.-17)

| District | ULB | Year of Approval | No. of Approved U-PHC | % of Physical progress | Total Available Fund (Rs. in Lakh) | Cummulative Expenditure (Rs. in Lakh) | Total Unspent Balance (Rs. in Lakh) |
|-------------------|-----------------|------------------|-----------------------|---|------------------------------------|---------------------------------------|-------------------------------------|
| South 24 Parganas | Baruipur | 2015-16 | 1 | 100% | 10.00 | 10.00 | 0.00 |
| | Budge Budge | 2015-16 | 2 | 100% | 20.00 | 20.00 | 0.00 |
| | Maheshtala | 2013-14 | 6 | 100% | 60.00 | 34.55 | 25.45 |
| | Rajpur Sonarpur | 2014-15 | 4 | 100% (2 Nos.) 95% (1 No.) 10% (1 No.) | 40.00 | 37.92 | 2.08 |
| Uttar Dinajpur | Raiganj | 2013-14 | 2 | 100% | 20.00 | 8.49 | 11.51 |


Source Data – DPMU-NHM & SUDA



Office Expenses & Untied Grant of U-PHC (Rs. in Lakh)

| District | ULB Name | Avg. OPD per month per functiona l U-PHC (upto Dec-17) | Office Expenses | | | Untied Grant | | |
|------------------|-------------|--|---|---|---|---|---|---|
| | | | Total Availabl e Fund bef. Exp. (upto Dec-17) | Cumula tive Expendi ture (upto Dec-17) | Total Unspent Balance (upto Dec-17) | Total Availabl e Fund bef. Exp. (upto Dec-17) | Cumulat ive Expendit ure (upto Dec-17) | Total Unspent Balance (upto Dec-17) |
| Alipurduar | Alipurduar | 449 | 0.24 | 0.15 | 0.09 | 0.72 | 0.11 | 0.61 |
| Cooch Behar | Cooch Behar | 380 | -0.44 | 0.82 | -1.26 | -0.77 | 1.17 | -1.94 |
| Dakshin Dinajpur | Balurghat | 499 | -1.56 | 0.84 | -2.4 | 1.36 | 1.02 | 0.34 |
| | Gangarampur | 492 | 0.01 | 0.43 | -0.42 | 1.02 | 0.07 | 0.95 |


Source Data –
DPML, NHM & SIIDA



Office Expenses & Untied Grant of U-PHC (Rs. in Lakh)


| District | ULB Name | Avg. OPD per month per functiona l U-PHC (upto Dec-17) | Office Expenses | | | Untied Grant | | |
|------------|-------------|--|---|---|---|---|---|---|
| | | | Total Available Fund bef. Exp. (upto Dec-17) | Cumula tive Expendi ture (upto Dec-17) | Total Unspent Balance (upto Dec-17) | Total Availabl e Fund bef. Exp. (upto Dec-17) | Cumulat ive Expendit ure (upto Dec-17) | Total Unspent Balance (upto Dec-17) |
| Darjeeling | Darjeeling | 25 | 0.00 | 0.00 | 0 | 0.00 | 0.00 | 0.00 |
| | Siliguri MC | 609 | 1.94 | 2.40 | -0.46 | 4.18 | 4.07 | 0.11 |
| Howrah | Howrah MC | 1062 | 7.20 | 0.05 | 7.15 | 19.71 | 0.59 | 19.12 |
| | Uluberia | 626 | 1.16 | 0.25 | 0.91 | 5.86 | 2.21 | 3.65 |

Source Data –
DPML, NHM & SIIDA




| Office Expenses & Untied Grant of U-PHC (Rs. in Lakh) | | | | | | | | |
|---|-----------------|---|--|--------------------------------------|-------------------------------------|--|--------------------------------------|-------------------------------------|
| District | ULB Name | Avg. OPD per month per functional U-PHC (upto Dec-17) | Office Expenses | | | Untied Grant | | |
| | | | Total Available Fund bef. Exp. (upto Dec-17) | Cumulative Expenditure (upto Dec-17) | Total Unspent Balance (upto Dec-17) | Total Available Fund bef. Exp. (upto Dec-17) | Cumulative Expenditure (upto Dec-17) | Total Unspent Balance (upto Dec-17) |
| Diamond Harbour HD | Diamond Harbour | 331 | 0.59 | 1.00 | -0.41 | 0.64 | 0.59 | 0.05 |
| Jalpaiguri | Jalpaiguri | 131 | 0.15 | 0.54 | -0.39 | 0.42 | 0.04 | 0.38 |
| Malda | English Bazar | 522 | 0.89 | 0.72 | 0.17 | -0.34 | 0.00 | -0.34 |
| | Old Malda | 308 | 0.58 | 0.13 | 0.45 | 2.00 | 0.00 | 2.00 |

Source Data –
DPMIL/NHM & SLDA



| Office Expenses & Untied Grant of U-PHC (Rs. in Lakh) | | | | | | | | |
|---|-----------------|---|--|--------------------------------------|-------------------------------------|--|--------------------------------------|-------------------------------------|
| District | ULB Name | Avg. OPD per month per functional U-PHC (upto Dec-17) | Office Expenses | | | Untied Grant | | |
| | | | Total Available Fund bef. Exp. (upto Dec-17) | Cumulative Expenditure (upto Dec-17) | Total Unspent Balance (upto Dec-17) | Total Available Fund bef. Exp. (upto Dec-17) | Cumulative Expenditure (upto Dec-17) | Total Unspent Balance (upto Dec-17) |
| South 24 Parganas | Baruipur | 737 | -0.01 | 0.52 | -0.53 | 0.07 | 1.49 | -1.42 |
| | Budge Budge | 1080 | -0.57 | 0.90 | -1.47 | 0.02 | 1.32 | -1.30 |
| | Maheshtala | 233 | 2.54 | 1.12 | 1.42 | 20.27 | 1.23 | 19.04 |
| | Rajpur Sonarpur | 444 | 1.66 | 1.05 | 0.61 | 3.89 | 4.77 | -0.88 |

Source Data –
DPMIL/NHM & SLDA



10 lakh booked for January Rest of work

Office Expenses & Untied Grant of U-PHC (Rs. in Lakh)

| District | ULB Name | Avg. OPD per month per functional U-PHC (upto Dec-17) | Office Expenses | | | Untied Grant | | |
|----------------|------------|---|--|--------------------------------------|-------------------------------------|--|--------------------------------------|-------------------------------------|
| | | | Total Available Fund bef. Exp. (upto Dec-17) | Cumulative Expenditure (upto Dec-17) | Total Unspent Balance (upto Dec-17) | Total Available Fund bef. Exp. (upto Dec-17) | Cumulative Expenditure (upto Dec-17) | Total Unspent Balance (upto Dec-17) |
| Uttar Dinajpur | Islampur | 385 | 0.59 | 0.18 | 0.41 | 0.69 | 0.03 | 0.66 |
| | Kaliyaganj | 851 | 0.68 | 0.24 | 0.44 | 1.00 | 0.00 | 1.00 |
| | Raiganj | 75 | -4.14 | 0.05 | -4.19 | 2.74 | 4.86 | -2.12 |

Source Data – DPMU-NHM & SUDA

**HMIS - Status of Infrastructure Data**

- Infrastructure Data is to be entered in the HMIS online portal at the beginning of each financial year, (within 30th April of each financial year) as per prescribed format mentioned in our official letter vide memo no. HFW/NUHM-625/2015/Pt.I/2542 dated 30.10.2017.

| District | Not uploading Infrastructure Data (as on 20.02.18) |
|------------|--|
| Darjeeling | Darjeeling |

Source Data – HMIS portal as on 20.02.18



HMIS - Status of MIS Data

- MIS Data (Monthly) to be entered in the HMIS online portal in timely as per protocol mentioned in our official letter vide memo no. HFW/NUHM-625/2015/Pt.I/582 dated 17.05.2017.

| District | Non uploading of MIS Data (Period) (as on 20.02.18) |
|------------|---|
| Darjeeling | Darjeeling (Apr-17 - Jan.-18) |

Source Data – HMIS portal as on 20.02.18



Grading of U-PHCs based on HMIS data

- Grading of non 24 X 7 Urban PHCs have been started based on some methodology shared by the GoI. The said methodology has been shared with District vide memo no. HFW/NHM-367/2017/3424 dated 27.12.2017.

Source Data – HMIS portal as on 05.02.18



Status of Grading of non 24 X 7 Urban PHCs

| District | Total No. of U-PHC | Total No. of facilities mapped in HMIS | Total No. of U-PHC uploaded Infrastructure Data | Total no. of Eligible U-PHC | Total no. of not eligible U-PHC | Grade 0 | Grade 1 | Grade 2 | Grade 3 | Grade 4 | Grade 5 |
|--------------------|--------------------|--|---|-----------------------------|---------------------------------|---------|---------|---------|---------|---------|---------|
| Alipurduar | 1 | 1 | 1 | 0 | 1 | - | - | - | - | - | - |
| Cooch Behar | 2 | 2 | 2 | 0 | 2 | - | - | - | - | - | - |
| Dakhin Dinajpur | 4 | 4 | 4 | 0 | 4 | - | - | - | - | - | - |
| Darjeeling | 12 | 10 | 9 | 1 | 8 | - | 1 | - | - | - | - |
| Howrah | 31 | 16 | 16 | 3 | 13 | 2 | - | 1 | - | - | - |
| Diamond Harbour HD | 1 | 1 | 1 | 1 | 0 | - | 1 | - | - | - | - |
| Jalpaiguri | 2 | 2 | 2 | 2 | 0 | 1 | 1 | - | - | - | - |
| Malda | 6 | 6 | 6 | 2 | 4 | 2 | - | - | - | - | - |
| South 24 Parganas | 20 | 20 | 20 | 15 | 5 | 1 | 2 | 11 | - | 1 | - |
| Uttar Dinajpur | 6 | 6 | 6 | 0 | 6 | - | - | - | - | - | - |

Medical Officer
Nurse

Source Data – HMIS portal as on 05.02.18



Uploading of Lab report in HMIS Portal

None of the ULBs of Cooch Behar, Dakhin Dinajpur, Darjeeling, Howrah, Diamond Harbour, Jalpaiguri, Malda, South 24 Parganas and Uttar Dinajpur, where Lab tests are yet to be initiated except 6 ULBs mentioned below.

| District | ULB | No. of Sanctioned U-PHC | No. of Lab. Tech. in - position | No. of U-PHC where Lab Test done |
|-------------------|-----------------|-------------------------|---------------------------------|----------------------------------|
| Alipurduar | Alipurduar | 1 | 0 | 1 |
| Dakhin Dinajpur | Gangarampur | 1 | 0 | 1 |
| Darjeeling | Siliguri MC | 10 | 2 | 4 |
| Jalpaiguri | Jalpaiguri | 2 | 1 | 1 |
| Malda | English Bazar | 4 | 1 | 1 |
| South 24 Parganas | Rajpur Sonarpur | 8 | 1 | 1 |

Source Data – HMIS portal as on 05.02.18



Non functioning of Laboratory

| District | ULB | Total No. of Functional U-PHC | LT in position as on Dec-17 | No. of U-PHC where Lab is Functional |
|--------------------|-----------------|-------------------------------|-----------------------------|--------------------------------------|
| Cooch Behar | Cooch Behar | 2 | 1 | 0 |
| Dakshin Dinajpur | Balurghat | 3 | 1 <i>7/12/17</i> | 0 |
| Darjeeling | Darjeeling | 1 | 0 | 0 |
| Howrah | Howrah MC | 12 | 16 | 0 |
| | Uluberia | 4 | 4 | 0 |
| Diamond Harbour HD | Diamond Harbour | 1 | 1 | 0 |
| Malda | Old Malda | 2 | 0 | 0 |
| South 24 Parganas | Baruipur | 1 | 0 | 0 |
| | Budge Budge | 2 | 0 | 0 |
| | Maheshtala | 7 | 0 | 0 |
| Uttar Dinajpur | Islampur | 1 | 1 | 0 |
| | Kaliyaganj | 1 | 0 | 0 |
| | Raiganj | 4 | 0 | 0 |

Source Data – HMIS portal as on 05.02.18



HR Status (as on Dec - 2017)

| District | ULB Name | Total No. of U-PHC (Functional / Sanctioned) | Full Time MO (Position) | Part Time MO (Position) | Staff Nurse (Position) | Pharmacist (Position) | Lab Technician (Position) | Support Staff (LDC) (Position) | Support Staff (Grp. D) (Position) | Total HR (Inposition/Sanctioned) |
|------------------|-------------|--|-------------------------|-------------------------|------------------------|-----------------------|---------------------------|--------------------------------|-----------------------------------|----------------------------------|
| Alipurduar | Alipurduar | 1/1 | 0 | 1 | 0 | 1 | 0 | 1 | 1 | 4/8 |
| Cooch Behar | Cooch Behar | 2/2 | 0 | 2 | 0 | 2 | 1 | 0 | 0 | 5/16 |
| Dakshin Dinajpur | Balurghat | 3/3 | 2 | 0 | 0 | 3 | 1 | 2 | 2 | 10/24 |
| | Gangarampur | 1/1 | 1 | 0 | 0 | 1 | 0 | 1 | 1 | 4/8 |

Source Data – DPMU-NHM & SUDA



| HR Status (as on Dec - 2017) | | | | | | | | | | |
|------------------------------|-----------------|--|-------------------------|-------------------------|------------------------|-----------------------|---------------------------|--------------------------------|-----------------------------------|----------------------------------|
| District | ULB Name | Total No. of U-PHC (Functional / Sanctioned) | Full Time MO (Position) | Part Time MO (Position) | Staff Nurse (Position) | Pharmacist (Position) | Lab Technician (Position) | Support Staff (LDC) (Position) | Support Staff (Grp. D) (Position) | Total HR (Inposition/Sanctioned) |
| Darjeeling | Darjeeling | 1/2 | 0 | 0 | 0 | 0 | 0 | 0 | 0 | 0/16 |
| | Siliguri MC | 9/10 | 4 | 6 | 1 | 8 | 2 | 10 | 10 | 41/80 |
| Diamond Harbour HD | Diamond Harbour | 1/1 | 0 | 2 | 2 | 1 | 1 | 0 | 0 | 6/8 |

Source Data – DPMU-NHM & SUDA

NATIONAL URBAN HEALTH MISSION

| HR Status (as on Dec - 2017) | | | | | | | | | | |
|------------------------------|------------|--|-------------------------|-------------------------|------------------------|-----------------------|---------------------------|--------------------------------|-----------------------------------|----------------------------------|
| District | ULB Name | Total No. of U-PHC (Functional / Sanctioned) | Full Time MO (Position) | Part Time MO (Position) | Staff Nurse (Position) | Pharmacist (Position) | Lab Technician (Position) | Support Staff (LDC) (Position) | Support Staff (Grp. D) (Position) | Total HR (Inposition/Sanctioned) |
| Howrah | Howrah MC | 12/27 | 12 | 12 | 3 | 22 | 16 | 12 | 12 | 89/216 |
| | Uluberia | 4/4 | 3 | 1 | 0 | 4 | 4 | 4 | 4 | 20/32 |
| Jalpaiguri | Jalpaiguri | 2/2 | 2 | 1 | 4 | 1 | 1 | 0 | 0 | 9/16 |

Source Data – DPMU-NHM & SUDA

NATIONAL URBAN HEALTH MISSION

HR Status (as on Dec - 2017)

| District | ULB Name | Total No. of U-PHC (Functional / Sanctioned) | Full Time MO (Position) | Part Time MO (Position) | Staff Nurse (Position) | Pharmacist (Position) | Lab Technician (Position) | Support Staff (LDC) (Position) | Support Staff (Grp. D) (Position) | Total HR (Inposition/Sanctioned) |
|-------------------|---------------|--|-------------------------|-------------------------|------------------------|-----------------------|---------------------------|--------------------------------|-----------------------------------|----------------------------------|
| Malda | English Bazar | 4/4 | 2 | 4 | 4 | 1 | 1 | 4 | 4 | 20/32 |
| | Old Malda | 2/2 | 0 | 2 | 1 | 2 | 0 | 2 | 2 | 9/16 |
| South 24 Parganas | Baruipur | 1/1 | 0 | 1 | 2 | 1 | 0 | 1 | 1 | 6/8 |
| | Budge Budge | 2/2 | 2 | 1 | 0 | 2 | 0 | 2 | 2 | 9/16 |

Source Data – DPMU-NHM & SUDA

NATIONAL DRUGS
HEALTH MISSION

HR Status (as on Dec - 2017)

| District | ULB Name | Total No. of U-PHC (Functional / Sanctioned) | Full Time MO (Position) | Part Time MO (Position) | Staff Nurse (Position) | Pharmacist (Position) | Lab Technician (Position) | Support Staff (LDC) (Position) | Support Staff (Grp. D) (Position) | Total HR (Inposition/Sanctioned) |
|-------------------|-----------------|--|-------------------------|-------------------------|------------------------|-----------------------|---------------------------|--------------------------------|-----------------------------------|----------------------------------|
| South 24 Parganas | Maheshtala | 7/9 | 3 | 2 | 0 | 7 | 0 | 0 | 0 | 12/72 |
| | Rajpur Sonarpur | 6/8 | 2 | 7 | 2 | 8 | 1 | 8 | 8 | 36/64 |
| Uttar Dinajpur | Isiampur | 1/1 | 1 | 1 | 0 | 1 | 1 | 1 | 1 | 6/8 |
| | Kaliaganj | 1/1 | 0 | 1 | 0 | 1 | 0 | 0 | 0 | 2/8 |

Source Data – DPMU-NHM & SUDA

| HR Status (as on Dec - 2017) | | | | | | | | | | |
|------------------------------|----------|--|-------------------------|-------------------------|------------------------|-----------------------|---------------------------|--------------------------------|-----------------------------------|----------------------------------|
| District | ULB Name | Total No. of U-PHC (Functional / Sanctioned) | Full Time MO (Position) | Part Time MO (Position) | Staff Nurse (Position) | Pharmacist (Position) | Lab Technician (Position) | Support Staff (LDC) (Position) | Support Staff (Grp. D) (Position) | Total HR (Inposition/Sanctioned) |
| Uttar Dinajpur | Raiganj | 4/4 | 0 | 1 | 1 | 3 | 0 | 0 | 0 | 5/32 |
| | Total | 64/85 | 34 | 45 | 20 | 69 | 29 | 48 | 48 | 293/680 |

Source Data -- DPMU-NHM & SUDA

Modalities of MAS

- Training of MAS will be completed as per order vide Memo No.HFW/NUHM-697/2015/022 Date: 03.01.2018 .
- Untied fund will be utilized as per order vide Memo No.HFW/NUHM-697/2015/0219 Date: 16.01.2018.
- **ULBs should disburse the amount of Rs. 5000.00 to the account of each MAS immediately after completion of 1st phase training.**
- Modalities of utilizing the untied fund of MAS including the list of materials has been given in the order.



Reports regarding MAS

District are requested to send

1. MAS formation report as per details format given by State
2. Report of District level orientation training
3. Micro-plan as per **format of Micro plan of training**, given by State
4. Bank account details of MAS as per **format** given by State
5. Monthly report of MAS training as per **format along with other physical report**



Not submitted MAS formation Report

| District | ULB |
|--------------------|-----------------|
| Darjeeling | Darjeeling |
| Darjeeling | Siliguri MC |
| Diamond Harbour HD | Diamond Harbour |

Till date Darjeeling did not complete the district level TOT

Source Data – DPMU-NHM & SUDA



**Status of Micro-plan and Monthly Report of training of MAS as
on 15.2.2018**

| Sl. No. | District | ULB | Micro-plan of Training submitted | Monthly report of Training submitted |
|---------|--------------------|-----------------|----------------------------------|--------------------------------------|
| 1 | Alipurduar | Alipurduar | Yes | Yes |
| 2 | Cooch Behar | Cooch Behar | Yes | No |
| 3 | Dakshin Dinajpur | Balurghat | Yes | No |
| 4 | Dakshin Dinajpur | Gangarampur | No | No |
| 5 | Darjeeling | Darjeeling | No | No |
| 6 | Darjeeling | Siliguri MC | No | No |
| 7 | Diamond Harbour HD | Diamond Harbour | No | No |
| 8 | Howrah | Howrah MC | Yes | No |
| 9 | Howrah | Uluberia | Yes | No |
| 10 | Jalpaiguri | Jalpaiguri | Yes | Yes |

Source Data – DPMU-NHM & SUDA



**Status of Micro-plan and Monthly Report of training of MAS as
on 15.2.2018**

| Sl. No. | District | ULB | Micro-plan of Training submitted | Monthly report of Training submitted |
|---------|-------------------|-----------------|----------------------------------|--------------------------------------|
| 11 | Malda | English Bazar | Yes | Yes |
| 12 | Malda | Old Malda | Yes | No |
| 13 | South 24 Parganas | Baruipur | Yes | No |
| 14 | South 24 Parganas | Budge Budge | Yes | Yes |
| 15 | South 24 Parganas | Maheshtala | No | No |
| 16 | South 24 Parganas | Rajpur Sonarpur | No | No |
| 17 | Uttar Dinajpur | Islampur | Yes | No |
| 18 | Uttar Dinajpur | Kaliaganj | No | No |
| 19 | Uttar Dinajpur | Raiganj | No | No |

Source Data – DPMU-NHM & SUDA



Modalities of IEC

• For improving the health seeking behavior of the urban vulnerable population, an effective IEC /BCC activities is required in local languages.

• A modalities of IEC/BCC under NUHM had been issued vide Memo No.HFW/NUHM-225/2017/454 Date: 05.02.2018 .

• All are requested to prepare the IEC/BCC following the 'Modalities of IEC/BCC under NUHM' mentioned in the order.

• A comprehensive strategy for preparing and displaying IEC/BCC at different level- UPHC level, ULB level, Districts level has been shared. The details guideline regarding the following has been given.

| | |
|------------------------|---------------------------|
| Signboard | Available services |
| Signage | IEC Corner |
| Citizen Charter | LED display board |

• Existing IEC materials regarding the following National Programmes which are to be executed at U-PHC should be displayed

• Digital display board/ hoarding containing the different awareness materials regarding NUHM which may be scrolled, will be displayed in the different sites across the state

Source Data – DPMU-NHM & SUDA



Thank You...

Source Data – DPMU-NHM & SUDA





NUHM Review Meeting

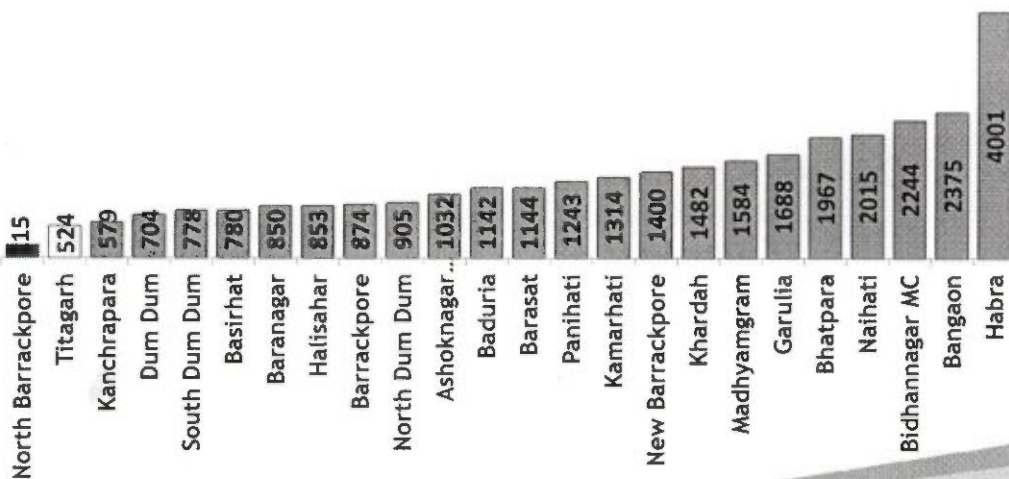
Date : 16th February, 2018

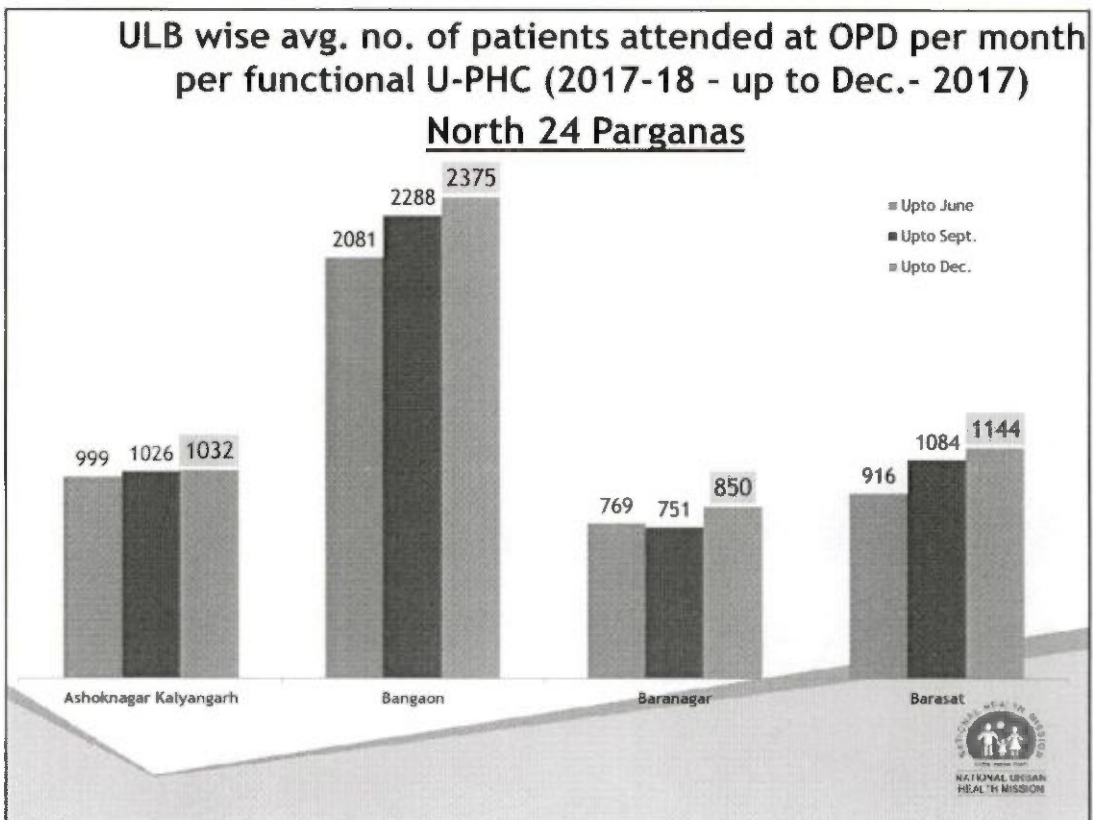
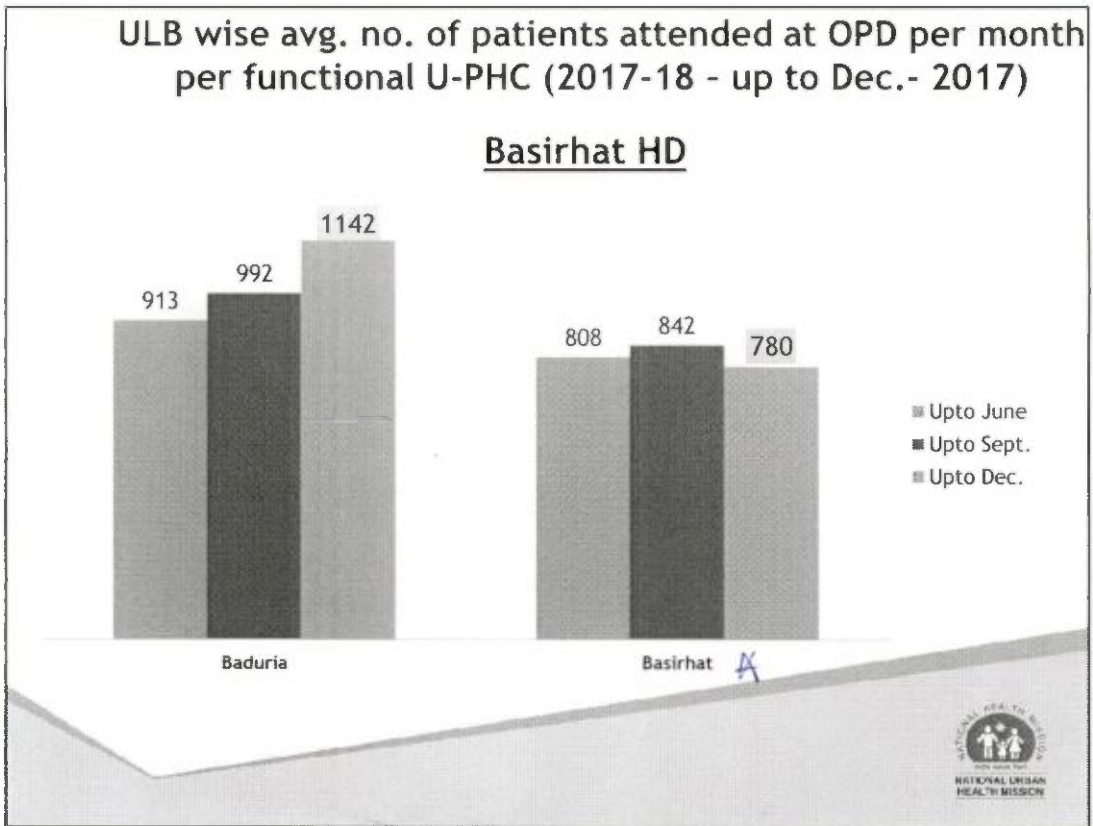
Time : 11:00 A.M.

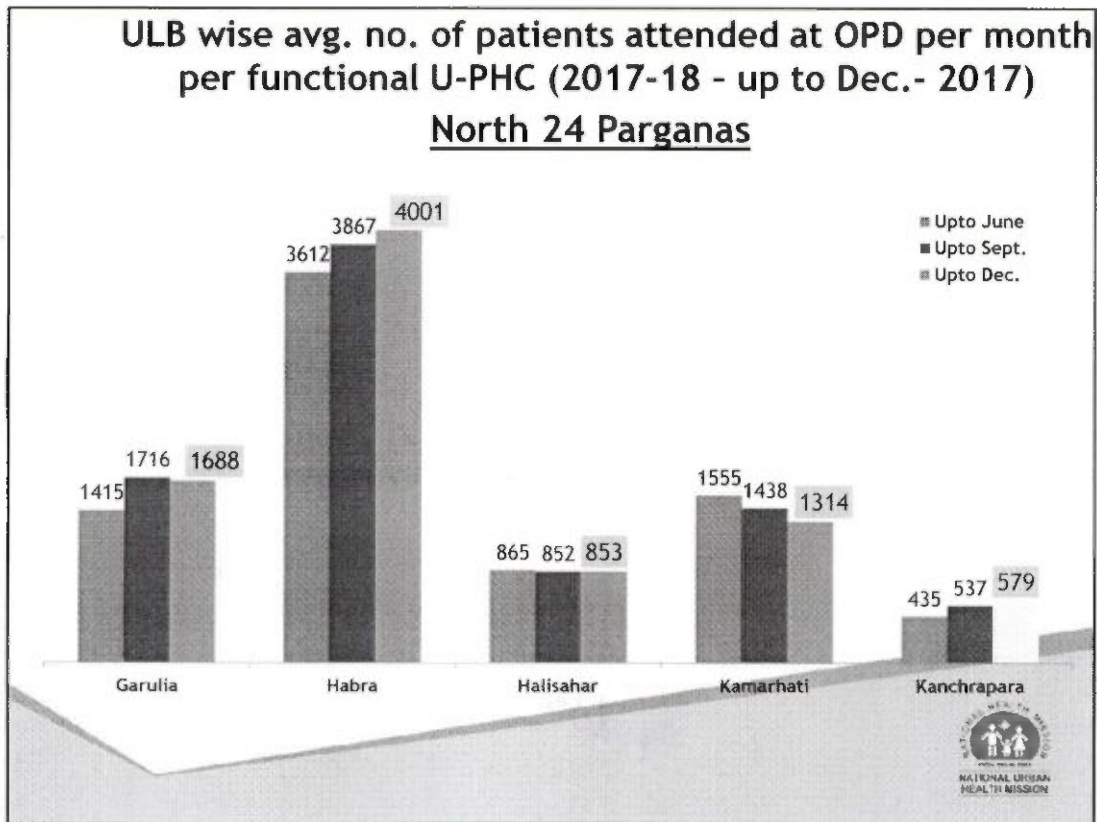
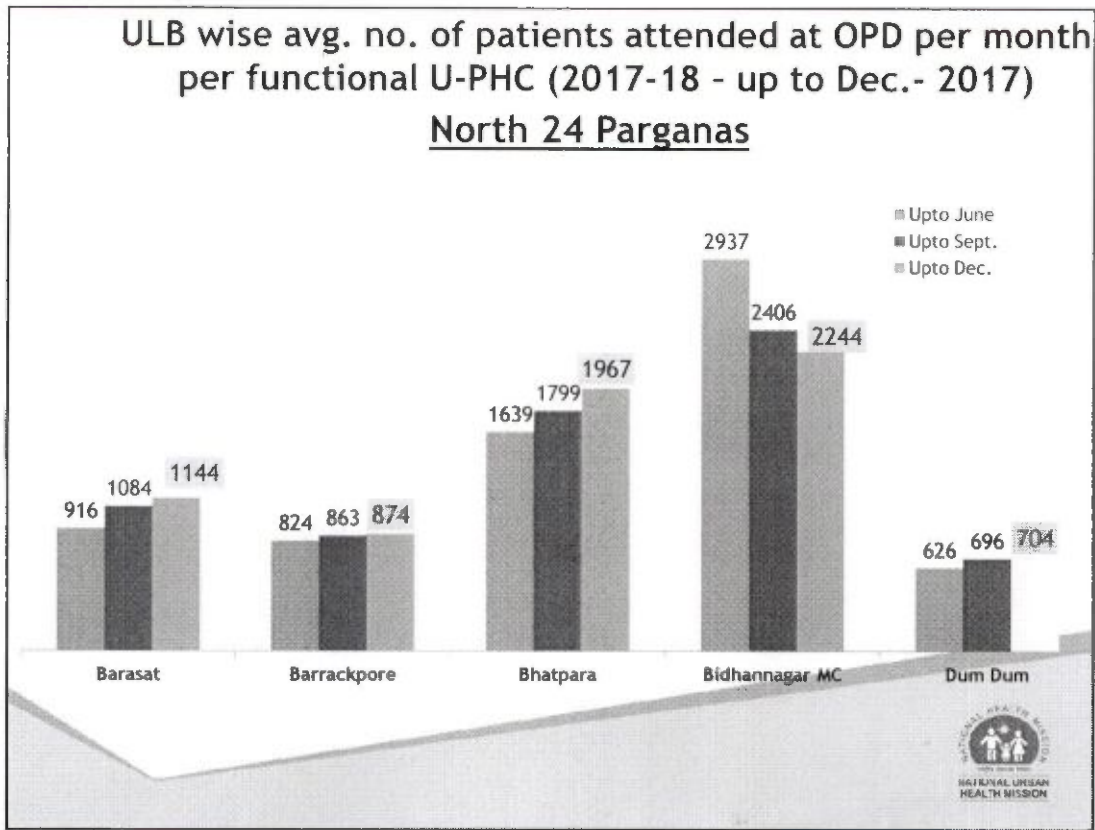
Venue: 2nd Floor, Conference Hall, Swasthya Bhawan,
Kolkata - 700 091



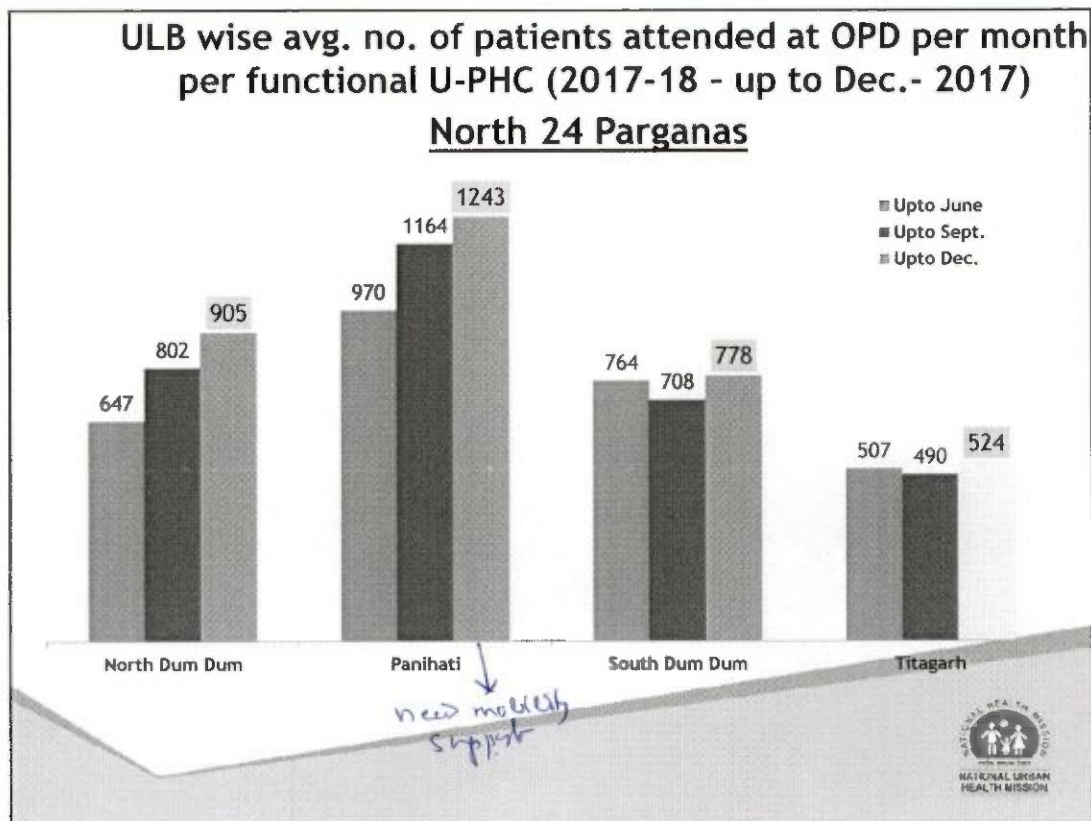
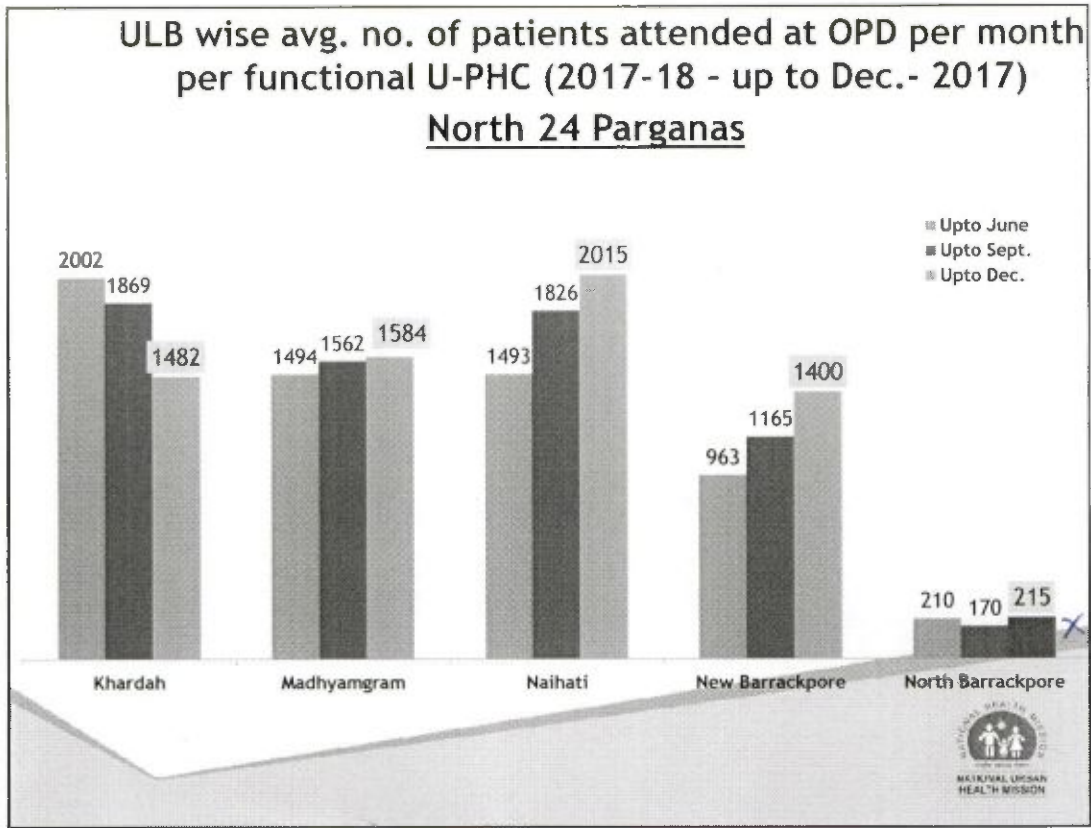
ULB wise avg. no. of patients attended at OPD per month
per functional U-PHC (2017-18 - up to Dec.- 2017)







Halisahar - 16.




| UHND held against approval | | | | | | | | |
|----------------------------|-----------------------|-----------------------|-------------|---------|-------------|------------------------|---|-------|
| District | ULB | Avg. of 1st & 2nd Qtr | | 3rd Qtr | | Cumulative Expenditure | Expected Exp. against total achievement upto Dec-17 | % |
| | | Target | Achievement | Target | Achievement | | | |
| Basirhat HD | Baduria | 306 | 227 | 306 | 225 | 1.89 | 1.70 | >100% |
| | Basirhat | 390 | 348 | 390 | 350 | 1.57 | 2.62 | 60% |
| North 24 Parganas | Ashoknagar Kalyangarh | 444 | 213 | 444 | 330 | 2.25 | 1.89 | >100% |
| | Bangaon | 408 | 170 | 408 | 254 | 1.36 | 1.48 | 92% |



| UHND held against approval | | | | | | | | |
|----------------------------|-------------|-----------------------|---------------|---------|-------------|------------------------|---|------|
| District | ULB | Avg. of 1st & 2nd Qtr | | 3rd Qtr | | Cumulative Expenditure | Expected Exp. against total achievement upto Dec-17 | % |
| | | Target | Achievement | Target | Achievement | | | |
| North 24 Parganas | Baranagar | 990 | 990 | 990 | 990 | 7.43 | 7.43 | 100% |
| | Barasat | 834 | 1223 No AS | 834 | 1106 | 6.77 | 8.88 | 76% |
| | Barrackpore | 564 | 752 | 564 | 564 | 4.74 | 5.17 | 92% |
| | Bhatpara | 1770 | 1116 | 1770 | 1152 | 7.17 | 8.46 | 85% |




| UHND held against approval | | | | | | | | |
|-----------------------------------|----------------|-----------------------|-------------|---------|-------------|------------------------|---|-------|
| District | ULB | Avg. of 1st & 2nd Qtr | | 3rd Qtr | | Cumulative Expenditure | Expected Exp. against total achievement upto Dec-17 | % |
| | | Target | Achievement | Target | Achievement | | | |
| North 24 Parganas | Bidhannagar MC | 264 | 211 | 264 | 230 | 1.77 | 1.63 | >100% |
| | Dum Dum | 132 | 88 | 132 | 106 | 0.44 | 0.71 | 63% |
| | Garulia | 396 | 388 | 396 | 385 | 2.25 | 2.90 | 77% |
| | Habra | 672 | 641 | 672 | 648 | 4.82 | 4.83 | 100% |




| UHND held against approval | | | | | | | | |
|-----------------------------------|-------------|-----------------------|-------------|---------|-------------|------------------------|---|-----|
| District | ULB | Avg. of 1st & 2nd Qtr | | 3rd Qtr | | Cumulative Expenditure | Expected Exp. against total achievement upto Dec-17 | % |
| | | Target | Achievement | Target | Achievement | | | |
| North 24 Parganas | Halisahar | 498 | 480 | 498 | 480 | 1.20 | 3.60 | 33% |
| | Kamarhati | 162 | 193 | 162 | 168 | 0.14 | 1.39 | 10% |
| | Kanchrapara | 498 | 361 | 498 | 365 | 2.09 | 2.72 | 77% |
| | Khardah | 444 | 198 | 444 | 72 | 0.99 | 1.17 | 85% |

↓
To met the HHK




| UHND held against approval | | | | | | | | |
|-----------------------------------|-------------------|-----------------------|-------------|---------|-------------|------------------------|---|-----|
| District | ULB | Avg. of 1st & 2nd Qtr | | 3rd Qtr | | Cumulative Expenditure | Expected Exp. against total achievement upto Dec-17 | % |
| | | Target | Achievement | Target | Achievement | | | |
| North 24 Parganas | Madhyamgram | 612 | 176 | 612 | 331 | 0.56 | 1.71 | 33% |
| | Naihati | 864 | 651 | 864 | 813 | 4.59 | 5.29 | 87% |
| | New Barrackpore | 264 | 220 | 264 | 207 | 1.58 | 1.62 | 98% |
| | North Barrackpore | 618 | 364 | 618 | 339 | 0.00 | 2.67 | 0% |



| UHND held against approval | | | | | | | | |
|-----------------------------------|---------------|-----------------------|-------------|---------|-------------|------------------------|---|-------|
| District | ULB | Avg. of 1st & 2nd Qtr | | 3rd Qtr | | Cumulative Expenditure | Expected Exp. against total achievement upto Dec-17 | % |
| | | Target | Achievement | Target | Achievement | | | |
| North 24 Parganas | North Dum Dum | 882 | 386 | 882 | 495 | 3.17 | 3.17 | 100% |
| | Panihati | 1236 | 1076 | 1236 | 808 | 3.59 | 7.40 | 49% |
| | South Dum Dum | 1572 | 271 | 1572 | 0 | 1.36 | 1.36 | 100% |
| | Titagarh | 648 | 189 | 648 | 550 | 2.35 | 2.32 | >100% |

Microplan TB RD



Special Outreach Camp held against approval

| District | ULB | Avg. of 1st & 2nd Qtr | | 3rd Qtr | | Cumulative Expenditure | Expected Exp. against total achievement upto Dec-17 | % |
|-------------------|-----------------------|-----------------------|-----------|---------|-----------|------------------------|---|-------|
| | | Target | Achivment | Target | Achivment | | | |
| Basirhat HD | Baduria | 18 | 3 | 18 | 3 | 0.3 | 0.45 | 67% |
| | Basirhat | 27 | 20 | 27 | 9 | 1.6 | 2.40 | 67% |
| North 24 Parganas | Ashoknagar Kalyangarh | 18 | 6 | 18 | 18 | 1.70 | 1.50 | >100% |
| | Bangaon | 18 | 18 | 18 | 18 | 2.62 | 2.70 | 97% |

**Special Outreach Camp held against approval**

| District | ULB | Avg. of 1st & 2nd Qtr | | 3rd Qtr | | Cumulative Expenditure | Expected Exp. against total achievement upto Dec-17 | % |
|-------------------|-------------|-----------------------|-----------|---------|-----------|------------------------|---|------|
| | | Target | Achivment | Target | Achivment | | | |
| North 24 Parganas | Baranagar | 45 | 45 | 45 | 45 | 6.67 | 6.75 | 99% |
| | Barasat | 54 | 8 | 54 | 32 | 1.41 | 2.40 | 59% |
| | Barrackpore | 27 | 27 | 27 | 27 | 4.05 | 4.05 | 100% |
| | Bhatpara | 72 | 69 | 72 | 66 | 9.06 | 10.15 | 89% |



Special Outreach Camp held against approval

| District | ULB | Avg. of 1st & 2nd Qtr | | 3rd Qtr | | Cumulative Expenditure | Expected Exp. against total achievement upto Dec-17 | % |
|-------------------|----------------|-----------------------|-----------|---------|-----------------------------|------------------------|---|-------|
| | | Target | Achivment | Target | Achivment | | | |
| North 24 Parganas | Bidhannagar MC | 108 | 47 | 108 | 17 | 8.10 | 5.50 | >100% |
| | Dum Dum | 18 | 5 | 18 | 4 | 0.00 | 0.65 | 0% |
| | Garulia | 18 | 18 | 18 | 24 ₁₂ | 1.80 | 3.00 | 60% |
| | Habra | 27 | 27 | 27 | 27 | 4.04 | 4.05 | 100% |

Special Outreach Camp held against approval

| District | ULB | Avg. of 1st & 2nd Qtr | | 3rd Qtr | | Cumulative Expenditure | Expected Exp. against total achievement upto Dec-17 | % |
|-------------------|-------------|-----------------------|-----------|---------|-----------|------------------------|---|-------|
| | | Target | Achivment | Target | Achivment | | | |
| North 24 Parganas | Halisahar | 18 | 16 | 18 | 18 | 0.20 | 2.45 | 8% |
| | Kamarhati | 63 | 59 | 63 | 59 | 0.54 | 8.85 | 6% |
| | Kanchrapara | 27 | 2 | 27 | 0 | 0.15 | 0.15 | 100% |
| | Khardah | 18 | 2 | 18 | 11 | 1.23 | 0.75 | >100% |


could not be done as advance not



Special Outreach Camp held against approval


| District | ULB | Avg. of 1st & 2nd Qtr | | 3rd Qtr | | Cumulative Expenditure | Expected Exp. against total achievement upto Dec-17 | % |
|-------------------|-------------------|-----------------------|-----------|---------|-----------|------------------------|---|-----|
| | | Target | Achivment | Target | Achivment | | | |
| North 24 Parganas | Madhyamgram | 36 | 33 | 36 | 34 | 4.01 | 5.00 | 80% |
| | Naihati | 36 | 33 | 36 | 36 | 4.40 | 5.10 | 86% |
| | New Barrackpore | 18 | 17 | 18 | 8 | 1.95 | 2.05 | 95% |
| | North Barrackpore | 27 | 20 | 27 | 27 | 0.00 | 3.35 | 0% |

Advance Done




Special Outreach Camp held against approval

| District | ULB | Avg. of 1st & 2nd Qtr | | 3rd Qtr | | Cumulative Expenditure | Expected Exp. against total achievement upto Dec-17 | % |
|-------------------|---------------|-----------------------|-----------|---------|-----------|------------------------|---|-----|
| | | Target | Achivment | Target | Achivment | | | |
| North 24 Parganas | North Dum Dum | 45 | 29 | 45 | 40 | 1.27 | 4.90 | 26% |
| | Panihati | 72 | 69 | 72 | 61 | 6.96 | 9.95 | 70% |
| | South Dum Dum | 72 | 43 | 72 | 4 | 4.30 | 4.45 | 97% |
| | Titagarh | 18 | 5 | 18 | 18 | 1.32 | 1.35 | 97% |




| New Construction of U-PHC | | | | | | | | | | |
|---------------------------|----------|------------------|----------------|------------------------------|--------------------------------|----------------------------|------------------------|------------------------------------|--------------------------------------|-------------------------------------|
| District Name | ULB Name | Year of Approval | Period | Physical Status | | | | Financial Status (Rs. In Lakh) | | |
| | | | | No. of U-PHC approved for NC | Tender Process completed (No.) | Construction started (No.) | % of Physical progress | Total Available Fund (Rs. in Lakh) | Cumulative Expenditure (Rs. in Lakh) | Total Unspent Balance (Rs. in Lakh) |
| Basirhat HD | Baduria | 2015-16 | Upto-July-2017 | 2 | 1 | 1 | 85 | 60.00 | 31.10 | 28.90 |
| | | | Upto-Dec-17 | | 2 | 2 | 1 no.-100 1 no.-85 | | | |
| | Basirhat | 2013-14 | Upto-July-2017 | 3 | 2 | 1 | 40 | 135 | 20.01 | 114.99 |
| | | | Upto-Dec-17 | | 2 | 1 | 55 | | | |

Source Data – DPMU-NHM & SUDA



| New Construction of U-PHC | | | | | | | | | | |
|---------------------------|-----------------------|------------------|----------------|------------------------------|--------------------------------|----------------------------|------------------------|------------------------------------|--------------------------------------|-------------------------------------|
| District Name | ULB Name | Year of Approval | Period | Physical Status | | | | Financial Status (Rs. In Lakh) | | |
| | | | | No. of U-PHC approved for NC | Tender Process completed (No.) | Construction started (No.) | % of Physical progress | Total Available Fund (Rs. in Lakh) | Cumulative Expenditure (Rs. in Lakh) | Total Unspent Balance (Rs. in Lakh) |
| North 24 Parganas | Ashoknagar Kalyangarh | 2014-15 | Upto-July-2017 | 2 | 2 | 2 | 85 | 45.59 | 35.28 | 10.31 |
| | | | Upto-Dec-17 | | 2 | 2 | 85 | | | |
| | Bangaon | 2014-15 | Upto-July-2017 | 2 | 2 | 2 | 100 | 88.28 | 81.66 | 6.62 |
| | | | Upto-Dec-17 | | 2 | 2 | 100 | | | |

Source Data – DPMU-NHM & SUDA



→ MED. EE for payment

relow.

| New Construction of U-PHC | | | | | | | | | | |
|---------------------------|-----------|------------------|----------------|------------------------------|--------------------------------|----------------------------|---|------------------------------------|--------------------------------------|-------------------------------------|
| District Name | ULB Name | Year of Approval | Period | Physical Status | | | | Financial Status (Rs. In Lakh) | | |
| | | | | No. of U-PHC approved for NC | Tender Process completed (No.) | Construction started (No.) | % of Physical progress | Total Available Fund (Rs. in Lakh) | Cumulative Expenditure (Rs. in Lakh) | Total Unspent Balance (Rs. in Lakh) |
| North 24 Parganas | Baranagar | 2014-15 | Upto-July-2017 | 3 | 3 | 0 | 0 | 57.54 | 6.12 | 51.42 |
| | | | Upto-Dec-17 | | 3 | 2 | 25 | | | |
| | Barasat | 2013-14 | Upto-July-2017 | 3 | 3 | 3 | 1 no. - 85 1 no. - 70 1 no. - 40 | 96.86 | 70.38 | 26.48 |
| | | | Upto-Dec-17 | | 3 | 3 | 1 no. - 100 1 no. - 85 1 no. - 55 | | | |

Handwritten notes:
 - *work order released* (next to 0% progress)
 - *MED for payment for* (with arrow pointing to 51.42)

Source Data – DPMU-NHM & SUDA



| New Construction of U-PHC | | | | | | | | | | |
|---------------------------|----------------|------------------|----------------|------------------------------|--------------------------------|----------------------------|------------------------|------------------------------------|--------------------------------------|-------------------------------------|
| District Name | ULB Name | Year of Approval | Period | Physical Status | | | | Financial Status (Rs. In Lakh) | | |
| | | | | No. of U-PHC approved for NC | Tender Process completed (No.) | Construction started (No.) | % of Physical progress | Total Available Fund (Rs. in Lakh) | Cumulative Expenditure (Rs. in Lakh) | Total Unspent Balance (Rs. in Lakh) |
| North 24 Parganas | Bhatpara | 2013-14 | Upto-July-2017 | 2 | 2 | 2 | 85(1 No.) 40(1 No.) | 93.32 | 70.46 | 22.86 |
| | | | Upto-Dec-17 | | 2 | 2 | 85(1 No.) 40(1 No.) | | | |
| | Bidhannagar MC | 2014-15 | Upto-July-2017 | 5 | 3 | 2 | 40 | 112.50 | 22.94 | 89.56 |
| | | | Upto-Dec-17 | | 3 | 2 | 85(1 No.) 25(1 No.) | | | |

Handwritten notes:
 - *112.50* circled in blue
 - *x??* next to 25(1 No.)

Source Data – DPMU-NHM & SUDA




New Construction of U-PHC

| District Name | ULB Name | Year of Approval | Period | Physical Status | | | | Financial Status (Rs. In Lakh) | | |
|-------------------|----------|------------------|----------------|------------------------------|--------------------------------|----------------------------|------------------------|------------------------------------|--------------------------------------|-------------------------------------|
| | | | | No. of U-PHC approved for NC | Tender Process completed (No.) | Construction started (No.) | % of Physical progress | Total Available Fund (Rs. in Lakh) | Cumulative Expenditure (Rs. in Lakh) | Total Unspent Balance (Rs. in Lakh) |
| North 24 Parganas | Dum Dum | 2014-15 | Upto-July-2017 | 1 | 1 | 1 | 10 | 22.50 | 2.04 | 20.46 |
| | | | Upto-Dec-17 | | 1 | 1 | 10 | | | |
| | Garulia | 2015-16 | Upto-July-2017 | 1 | 0 | 0 | 0 | - | - | - |
| | | | Upto-Dec-17 | | 1 | 0 | 0 | | | |

Pool.

Book order issued by MED Agency selected.



 NATIONAL URBAN HEALTH MISSION

Source Data – DPMU-NHM & SUDA

New Construction of U-PHC

| District Name | ULB Name | Year of Approval | Period | Physical Status | | | | Financial Status (Rs. In Lakh) | | |
|-------------------|-----------|------------------|----------------|------------------------------|--------------------------------|----------------------------|-------------------------------------|------------------------------------|--------------------------------------|-------------------------------------|
| | | | | No. of U-PHC approved for NC | Tender Process completed (No.) | Construction started (No.) | % of Physical progress | Total Available Fund (Rs. in Lakh) | Cumulative Expenditure (Rs. in Lakh) | Total Unspent Balance (Rs. in Lakh) |
| North 24 Parganas | Habra | 2013-14 | Upto-July-2017 | 3 | 3 | 3 | 100 | 154.97 | 150.82 | 4.15 |
| | | | Upto-Dec-17 | | 3 | 3 | 100 | | | |
| | Kamarhati | 2014-15 | Upto-July-2017 | 3 | 1 | 1 | 40 | 55.98 | 6.12 | 49.86 |
| | | | Upto-Dec-17 | | 3 | 3 | 55(1 No.) 40(1 No.) 10(1 No.) | | | |


Booked in Jan 18 To expedite release of payment


 NATIONAL URBAN HEALTH MISSION

Source Data – DPMU-NHM & SUDA

| New Construction of U-PHC | | | | | | | | | | |
|---------------------------|-------------|------------------|----------------|------------------------------|--------------------------------|----------------------------|------------------------|------------------------------------|--------------------------------------|-------------------------------------|
| District Name | ULB Name | Year of Approval | Period | Physical Status | | | | Financial Status (Rs. In Lakh) | | |
| | | | | No. of U-PHC approved for NC | Tender Process completed (No.) | Construction started (No.) | % of Physical progress | Total Available Fund (Rs. in Lakh) | Cumulative Expenditure (Rs. in Lakh) | Total Unspent Balance (Rs. in Lakh) |
| North 24 Parganas | Kanchrapara | 2014-15 | Upto-July-2017 | 2 | 2 | 0 | 0 | 26.95 | 4.08 | 22.87 |
| | | | Upto-Dec-17 | | 2 | 2 | 10 | | | |
| | Madhyamgram | 2014-15 | Upto-July-2017 | 1 | 1 | 1 | 25 | 18.18 | 13.88 | 4.30 |
| | | | Upto-Dec-17 | | 1 | 1 | 25 | | | |

Source Data – DPMU-NHM & SUDA




slow progress



| New Construction of U-PHC | | | | | | | | | | |
|---------------------------|----------|------------------|----------------|------------------------------|--------------------------------|----------------------------|--------------------------------------|------------------------------------|--------------------------------------|-------------------------------------|
| District Name | ULB Name | Year of Approval | Period | Physical Status | | | | Financial Status (Rs. In Lakh) | | |
| | | | | No. of U-PHC approved for NC | Tender Process completed (No.) | Construction started (No.) | % of Physical progress | Total Available Fund (Rs. in Lakh) | Cumulative Expenditure (Rs. in Lakh) | Total Unspent Balance (Rs. in Lakh) |
| North 24 Parganas | Naihati | 2014-15 | Upto-July-2017 | 2 | 2 | 2 | 10 | 26.90 | 15.64 | 11.26 |
| | | | Upto-Dec-17 | | 2 | 2 | 25 | | | |
| | Panihati | 2014-15 | Upto-July-2017 | 4 | 4 | 2 | 25 | 90.00 | 19.96 | 70.04 |
| | | | Upto-Dec-17 | | 4 | 4 | 55(1 No.) 40(2 Nos.) 25(1 No.) | | | |

Source Data – DPMU-NHM & SUDA



slow progress



New Construction of U-PHC

| District Name | ULB Name | Year of Approval | Period | Physical Status | | | | Financial Status (Rs. In Lakh) | | |
|-------------------|---------------|------------------|----------------|------------------------------|--------------------------------|----------------------------|------------------------|------------------------------------|--------------------------------------|-------------------------------------|
| | | | | No. of U-PHC approved for NC | Tender Process completed (No.) | Construction started (No.) | % of Physical progress | Total Available Fund (Rs. in Lakh) | Cumulative Expenditure (Rs. in Lakh) | Total Unspent Balance (Rs. in Lakh) |
| North 24 Parganas | South Dum Dum | 2014-15 | Upto-July-2017 | 2 | 2 | 2 | 85 | 45.00 | 40.46 | 4.54 |
| | | | Upto-Dec-17 | | 2 | 2 | 100 | | | |



Source Data – DPMU-NHM & SUDA

Renovation of U-PHC


| District | ULB | Year of Approval | No. of Approved U-PHC | % of Physical progress | Total Available Fund (Rs. in Lakh) | Cumulative Expenditure (Rs. in Lakh) | Total Unspent Balance (Rs. in Lakh) |
|-------------------|----------------|------------------|-----------------------|---|------------------------------------|--------------------------------------|-------------------------------------|
| North 24 Parganas | Barranagar | 2014-15 | 2 | 100% | 20.00 | 5.51 | 14.49 |
| North 24 Parganas | Barasat | 2013-14 | 3 | 100% | 30.00 | 35.69 | -5.69 |
| North 24 Parganas | Barrackpore | 2014-15 | 3 | 100% | 30.00 | 17.26 | 12.74 |
| North 24 Parganas | Bidhhanagar MC | 2014-15 | 7 | 5 nos. - 100% 1 no. - 85% 1 no. - 40% | 70.00 | 29.41 | 40.59 |



Source Data – DPMU-NHM & SUDA


| Renovation of U-PHC | | | | | | | |
|---------------------|-----------|------------------|-----------------------|------------------------|------------------------------------|---------------------------------------|-------------------------------------|
| District | ULB | Year of Approval | No. of Approved U-PHC | % of Physical progress | Total Available Fund (Rs. in Lakh) | Cummulative Expenditure (Rs. in Lakh) | Total Unspent Balance (Rs. in Lakh) |
| North 24 Parganas | Dum Dum | 2014-15 | 1 | 100% | 10.00 | 7.75 | 2.25 |
| North 24 Parganas | Garulia | 2015-16 | 1 | 100% | 10.00 | 6.30 | 3.70 |
| North 24 Parganas | Halisahar | 2014-15 | 2 | 100% | 20.00 | 9.30 | 10.70 |
| North 24 Parganas | Kamarhati | 2014-15 | 4 | 100% | 40.00 | 24.26 | 15.74 |

Source Data – DPMU-NHM & SUDA



| Renovation of U-PHC | | | | | | | |
|---------------------|-----------------|------------------|-----------------------|------------------------|------------------------------------|---------------------------------------|-------------------------------------|
| District | ULB | Year of Approval | No. of Approved U-PHC | % of Physical progress | Total Available Fund (Rs. in Lakh) | Cummulative Expenditure (Rs. in Lakh) | Total Unspent Balance (Rs. in Lakh) |
| North 24 Parganas | Kanchrapara | 2014-15 | 1 | 100% | 15.00 | 12.64 | 2.36 |
| North 24 Parganas | Khardah | 2014-15 | 2 | 100% | 20.00 | 16.63 | 3.37 |
| North 24 Parganas | Madhyamgram | 2014-15 | 3 | 100% | 30.00 | 17.23 | 12.77 |
| North 24 Parganas | New Barrackpore | 2015-16 | 2 | 100% | 20.00 | 10.73 | 9.27 |

Source Data – DPMU-NHM & SUDA



Renovation of U-PHC

| District | ULB | Year of Approval | No. of Approved U-PHC | % of Physical progress | Total Available Fund (Rs. in Lakh) | Cummulative Expenditure (Rs. in Lakh) | Total Unspent Balance (Rs. in Lakh) |
|-------------------|-------------------|------------------|-----------------------|------------------------|------------------------------------|---------------------------------------|-------------------------------------|
| North 24 Parganas | North Barrackpore | 2014-15 | 3 | 0% | 30.00 | 8.26 | 21.74 |
| North 24 Parganas | North Dum Dum | 2014-15 | 5 | 100% | 50.00 | 48.77 | 1.23 |
| North 24 Parganas | Panihati | 2014-15 | 4 | 85% | 40.00 | 11.02 | 28.98 |
| North 24 Parganas | South Dum Dum | 2014-15 | 6 | 100% | 60.00 | 46.66 | 13.34 |
| North 24 Parganas | Titagarh | 2014-15 | 2 | 100% | 20.00 | 21.69 | -1.69 |

Source Data – DPMU-NHM & SUDA



Office Expenses & Untied Grant of U-PHC (Rs. in Lakh)

| District | ULB Name | Avg. OPD per month per functional U-PHC (upto Dec-17) | Office Expenses | | | Untied Grant | | |
|-------------------|------------|---|---|---------------------------------------|-------------------------------------|---|---------------------------------------|-------------------------------------|
| | | | Total Available Fund bef. Exp (Rs. in Lakh) | Cummulative Expenditure (Rs. in Lakh) | Total Unspent Balance (Rs. in Lakh) | Total Available Fund bef. Exp (Rs. in Lakh) | Cummulative Expenditure (Rs. in Lakh) | Total Unspent Balance (Rs. in Lakh) |
| Basirhat HD | Baduria | 1142 | 0.30 | 0.00 | 0.30 | 0.47 | 0.00 | 0.47 |
| | Basirhat | 780 | 0.02 | 0.01 | 0.01 | 0.62 | 0.11 | 0.51 |
| North 24 Parganas | Ashoknagar | 1032 | 0.30 | 0.16 | 0.14 | 1.45 | 0.33 | 1.12 |
| | Kalyangarh | | | | | | | |
| | Bangaon | 2375 | 1.03 | 0.89 | 0.14 | 0.58 | 0.00 | 0.58 |



Office Expenses & Untied Grant of U-PHC (Rs. in Lakh)

| District | ULB Name | Avg. OPD per month per functional U-PHC (upto Dec-17) | Office Expenses | | | Untied Grant | | |
|-------------------|-------------|---|---|--------------------------------------|-------------------------------------|---|--------------------------------------|-------------------------------------|
| | | | Total Available Fund bef. Exp (Rs. in Lakh) | Cumulative Expenditure (Rs. in Lakh) | Total Unspent Balance (Rs. in Lakh) | Total Available Fund bef. Exp (Rs. in Lakh) | Cumulative Expenditure (Rs. in Lakh) | Total Unspent Balance (Rs. in Lakh) |
| North 24 Parganas | Baranagar | 850 | 1.82 | 1.36 | 0.45 | 3.45 | 3.30 | 0.15 |
| | Barasat | 1144 | 1.80 | 1.84 | -0.04 | 2.12 | 5.07 | -2.96 |
| | Barrackpore | 874 | 1.35 | 1.35 | 0.00 | 0.30 | 0.00 | 0.30 |
| | Bhatpara | 1967 | 3.25 | 3.05 | 0.20 | 2.80 | 0.21 | 2.59 |

**Office Expenses & Untied Grant of U-PHC (Rs. in Lakh)**

| District | ULB Name | Avg. OPD per month per functional U-PHC (upto Dec-17) | Office Expenses | | | Untied Grant | | |
|-------------------|----------------|---|---|--------------------------------------|-------------------------------------|---|--------------------------------------|-------------------------------------|
| | | | Total Available Fund bef. Exp (Rs. in Lakh) | Cumulative Expenditure (Rs. in Lakh) | Total Unspent Balance (Rs. in Lakh) | Total Available Fund bef. Exp (Rs. in Lakh) | Cumulative Expenditure (Rs. in Lakh) | Total Unspent Balance (Rs. in Lakh) |
| North 24 Parganas | Bidhannagar MC | 2244 | 4.00 | 4.44 | -0.44 | 1.09 | 0.00 | 1.09 |
| | Dum Dum | 704 | 0.40 | 0.27 | 0.13 | 0.30 | 0.00 | 0.30 |
| | Garulia | 1688 | 1.50 | 1.29 | 0.21 | 0.94 | 0.25 | 0.69 |
| | Habra | 4001 | 1.49 | 1.40 | 0.09 | 2.50 | 2.53 | -0.03 |



Office Expenses & Untied Grant of U-PHC (Rs. in Lakh)

| District | ULB Name | Avg. OPD per month per functional U-PHC (upto Dec-17) | Office Expenses | | | Untied Grant | | |
|-------------------|-------------|---|---|--------------------------------------|-------------------------------------|---|--------------------------------------|-------------------------------------|
| | | | Total Available Fund bef. Exp (Rs. in Lakh) | Cumulative Expenditure (Rs. in Lakh) | Total Unspent Balance (Rs. in Lakh) | Total Available Fund bef. Exp (Rs. in Lakh) | Cumulative Expenditure (Rs. in Lakh) | Total Unspent Balance (Rs. in Lakh) |
| North 24 Parganas | Halisahar | 853 | 0.80 | 0.80 | 0.00 | 0.70 | 0.00 | 0.70 |
| | Kamarhati | 1314 | 2.94 | 1.82 | 1.12 | 9.43 | 2.94 | 6.49 |
| | Kanchrapara | 579 | 1.01 | 0.66 | 0.35 | 3.50 | 0.36 | 3.14 |
| | Khardah | 1482 | 0.51 | 0.02 | 0.49 | 1.85 | 0.00 | 1.85 |

1.75 lakh/year
U-PHCs
not for salary &
other of vehicle



Office Expenses & Untied Grant of U-PHC (Rs. in Lakh)

| District | ULB Name | Avg. OPD per month per functional U-PHC (upto Dec-17) | Office Expenses | | | Untied Grant | | |
|-------------------|-------------------|---|---|--------------------------------------|-------------------------------------|---|--------------------------------------|-------------------------------------|
| | | | Total Available Fund bef. Exp (Rs. in Lakh) | Cumulative Expenditure (Rs. in Lakh) | Total Unspent Balance (Rs. in Lakh) | Total Available Fund bef. Exp (Rs. in Lakh) | Cumulative Expenditure (Rs. in Lakh) | Total Unspent Balance (Rs. in Lakh) |
| North 24 Parganas | Madhyamgram | 1584 | 0.60 | 0.24 | 0.36 | 3.55 | 2.72 | 0.82 |
| | Naihati | 2015 | 1.45 | 1.16 | 0.29 | 2.02 | 1.54 | 0.48 |
| | New Barrackpore | 1400 | 0.70 | 0.51 | 0.19 | 1.77 | 5.24 | -3.47 |
| | North Barrackpore | 215 | 0.90 | 0.15 | 0.75 | 5.25 | 0.44 | 4.81 |



Office Expenses & Untied Grant of U-PHC (Rs. in Lakh)

| District | ULB Name | Avg. OPD per month per functional U-PHC (upto Dec-17) | Office Expenses | | | Untied Grant | | |
|-------------------|---------------|---|---|--------------------------------------|-------------------------------------|---|--------------------------------------|-------------------------------------|
| | | | Total Available Fund bef. Exp (Rs. in Lakh) | Cumulative Expenditure (Rs. in Lakh) | Total Unspent Balance (Rs. in Lakh) | Total Available Fund bef. Exp (Rs. in Lakh) | Cumulative Expenditure (Rs. in Lakh) | Total Unspent Balance (Rs. in Lakh) |
| North 24 Parganas | North Dum Dum | 905 | 1.26 | 0.90 | 0.36 | 1.03 | 0.33 | 0.70 |
| | Panihati | 1243 | 3.75 | 3.30 | 0.45 | 10.92 | 8.09 | 2.83 |
| | South Dum Dum | 778 | 4.40 | 0.00 | 4.40 | 10.32 | 0.00 | 10.32 |
| | Titagarh | 524 | 0.40 | 0.23 | 0.17 | 2.77 | 0.38 | 2.39 |



HMIS - Status of Infrastructure Data

- Infrastructure Data is to be entered in the HMIS online portal at the beginning of each financial year, (within 30th April of each financial year) as per prescribed format mentioned in our official letter vide memo no. HFW/NUHM-625/2015/Pt.I/2542 dated 30.10.2017.

| District | Not uploading Infrastructure Data (as on 15.02.18) | |
|-------------------|---|---|
| North 24 Parganas | 1. Bongaon 2. Baranagar <i>up to date 15.02.18</i> 3. Barrackpore 4. Kamarhati | 6. Kanchrapara 7. North Barrackpore 8. South Dum Dum 9. Titagarh |



Status of Data uploading in HMIS Portal

- MIS Data (Monthly) to be entered in the HMIS online portal in timely as per protocol mentioned in our official letter vide memo no. HFW/NUHM-625/2015/Pt.I/582 dated 17.05.2017.

| District | Not uploading MIS Data (as on 15.02.18) |
|-------------------|---|
| North 24 Parganas | 1. Bangaon (Jan.-18) |
| | 2. Kanchrapara (Sep. 17 - Jan.-18) |
| | 3. Halisahar (Jan.-18) |
| | 4. Kamarhati (Jan.-18) |
| | 5. Khardah (Jan.-18) — done |
| | 6. North Barrackpore (Jan.-18) |
| | 7. Titagarh (Dec.-17 & Jan. -18) |



Grading of U-PHCs based on HMIS data

- Grading of non 24 X 7 Urban PHCs have been started based on some methodology shared by the GoI. The said methodology has been shared with District vide memo no. HFW/NHM-367/2017/3424 dated 27.12.2017.

| | Date Source : HMIS data as on 05.02.18 |
|-------------------------|--|
| Total Active facilities | 429 |
| Eligible PHC | 227 |
| Not Eligible PHC | 202 |
| Grade 0 | 91 |
| Grade 1 | 93 |
| Grade 2 | 30 |
| Grade 3 | 9 |
| Grade 4 | 4 |
| Grade 5 | 0 |
| Total | 227 |

*85% Urban facilities have uploaded Infrastructure data

*94% Urban facilities have uploaded MIS data



Uploading of Lab report in HMIS Portal

None of the ULBs of Basirhat HD and North 24 Parganas, where Lab tests are yet to be initiated except 5 ULBs (Barasat, Habra, New Barrackpore, Panihati and South Dum Dum).

| District | ULB | No. of Sanctioned U-PHC | No. of Lab. Tech. in - position | No. of U-PHC where Lab Test done |
|-------------------|-----------------|-------------------------|---------------------------------|----------------------------------|
| North 24 Parganas | Barasat | 6 | 3 | 1 (2) |
| | Habra | 3 | 3 | (2) 3 |
| | New Barrackpore | 2 | 1 | 1 |
| | Panihati | 8 | 6 | 1 |
| | South Dum Dum | 8 | 3 | 1 |

1 not up load

11

Request of yet to process

Source Data – HMIS portal as on 05.02.18



Non functioning of Laboratory

| District | ULB | Total No. of Functional U-PHC | LT in position (as on Dec. 17) | No. of U-PHC where Lab is Functional |
|-------------------|----------------|-------------------------------|--------------------------------|--------------------------------------|
| Basirhat HD | Baduria | 2 | 1 | 0 |
| | Basirhat | 3 | 2 | 0 |
| North 24 Parganas | Ashoknagar | 2 | 1 | 0 |
| | Kalyangarh | 2 | 0 | 0 |
| | Bangaon | 2 | 0 | 0 |
| | Baranagar | 5 | 3 | 0 |
| | Barrackpore | 3 | 2 | 0 |
| | Bhatpara | 8 | 3 2 | 0 |
| | Bidhannagar MC | 10 | 3 | 0 |
| | Dum Dum | 2 | 1 | 0 |
| Garulia | 2 | 0 | 0 | |

Last of gaps
action.
19.2.18

Reports in Part B



Non functioning of Laboratory

| District | ULB | Total No. of Functional U-PHC | LT in position | No. of U-PHC where Lab is Functional |
|-------------------|-------------------|-------------------------------|----------------|--------------------------------------|
| North 24 Parganas | Halisahar | 2 | 1 | 0 |
| | Kamarhati | 5 | 2 | 0 |
| | Kanchrapara | 2 | 2 | 0 |
| | Khardah | 2 | 1 | 0 |
| | Madhyamgram | 4 | 3 | 0 |
| | Naihati | 4 | 1 | 0 |
| | North Barrackpore | 3 | 0 | 0 |
| | North Dum Dum | 5 | 1 | 0 |
| | Titagarh | 2 | 1 | 0 |

will be paid
24 Feb
MD - 0

To be uploaded



HR Status (as on Dec - 2017)

| District | ULB Name | Total No. of U-PHC (Functional / Sanctioned) | Full Time MO (Position) | Part Time MO (Position) | Staff Nurse (Position) | Pharmacist (Position) | Lab Technician (Position) | Support Staff (LDC) (Position) | Support Staff (Grp. D) (Position) | Total HR (Inposition / Sanctioned) |
|-------------|----------|--|-------------------------|-------------------------|------------------------|-----------------------|---------------------------|--------------------------------|-----------------------------------|------------------------------------|
| Basirhat HD | Baduria | 2/2 | 0 | 0 | 0 | 0 | 1 | 1 | 1 | 1/12 |
| | Basirhat | 3/3 | 1 | 1 | 0 | 1 | 2 | 0 | 0 | 5/18 |


Panel of FMO
will go to
election,
on 19. LTP

Source Data – DPMU-NHM & SUDA




| <u>HR Status (as on Dec - 2017)</u> | | | | | | | | | | |
|-------------------------------------|-----------------------|--|-------------------------|-------------------------|------------------------|-----------------------|---------------------------|--------------------------------|-----------------------------------|----------------------------------|
| District | ULB Name | Total No. of U-PHC (Functional / Sanctioned) | Full Time MO (Position) | Part Time MO (Position) | Staff Nurse (Position) | Pharmacist (Position) | Lab Technician (Position) | Support Staff (LDC) (Position) | Support Staff (Grp. D) (Position) | Total HR (Inposition/Sanctioned) |
| North 24 Pgs | Ashoknagar Kalyangarh | 2/2 | 1 | 1 | 0 | 2 | 1 | 2 | 2 | 5/12 |
| | Bangaon | 2/2 | 0 | 9 | 0 | 1 | 0 | 2 | 2 | 10/12 |
| | Baranagar | 5/5 | 2 | 5 | 0 | 5 | 3 | 4 | 4 | 15/30 |
| | Barasat | 6/6 | 6 | 6 | 1 | 5 | 3 | 6 | 6 | 21/36 |

Source Data – DPMU-NHM & SUDA



| <u>HR Status (as on Dec - 2017)</u> | | | | | | | | | | |
|-------------------------------------|----------------|--|-------------------------|-------------------------|------------------------|-----------------------|---------------------------|--------------------------------|-----------------------------------|----------------------------------|
| District | ULB Name | Total No. of U-PHC (Functional / Sanctioned) | Full Time MO (Position) | Part Time MO (Position) | Staff Nurse (Position) | Pharmacist (Position) | Lab Technician (Position) | Support Staff (LDC) (Position) | Support Staff (Grp. D) (Position) | Total HR (Inposition/Sanctioned) |
| North 24 Pgs | Barrackpore | 3/3 | 1 | 5 | 1 | 3 | 2 | 3 | 3 | 12/18 |
| | Bhatpara | 8/8 | 8 | 8 | 1 | 0 | 3 | 8 | 8 | 20/48 |
| | Bidhannagar MC | 10/12 | 5 | 9 | 0 | 11 | 3 | 9 | 7 | 28/72 |
| | Dum Dum | 2/2 | 2 | 1 | 2 | 2 | 1 | 2 | 2 | 8/12 |

Source Data – DPMU-NHM & SUDA



HR Status (as on Dec - 2017)

| District | ULB Name | Total No. of U-PHC (Functional / Sanctioned) | Full Time MO (Position) | Part Time MO (Position) | Staff Nurse (Position) | Pharmacist (Position) | Lab Technician (Position) | Support Staff (LDC) (Position) | Support Staff (Grp. D) (Position) | Total HR (Inposition / Sanctioned) |
|--------------|-----------|--|-------------------------|-------------------------|------------------------|-----------------------|---------------------------|--------------------------------|-----------------------------------|------------------------------------|
| North 24 Pgs | Garulia | 2/2 | 2 | 1 | 0 | 2 | 0 | 2 | 2 | 5/12 |
| | Habra | 3/3 | 3 | 4 | 2 | 3 | 3 | 3 | 3 | 15/18 |
| | Halisahar | 2/2 | 2 | 0 | 1 | 2 | 1 | 2 | 2 | 6/12 |
| | Kamarhati | 5/7 | 6 | 4 | 2 | 7 | 2 | 7 | 7 | 21/42 |

Source Data – DPMU-NHM & SUDA

NATIONAL URBAN HEALTH MISSION

HR Status (as on Dec - 2017)

| District | ULB Name | Total No. of U-PHC (Functional / Sanctioned) | Full Time MO (Position) | Part Time MO (Position) | Staff Nurse (Position) | Pharmacist (Position) | Lab Technician (Position) | Support Staff (LDC) (Position) | Support Staff (Grp. D) (Position) | Total HR (Inposition / Sanctioned) |
|--------------|-------------|--|-------------------------|-------------------------|------------------------|-----------------------|---------------------------|--------------------------------|-----------------------------------|------------------------------------|
| North 24 Pgs | Kanchrapara | 2/3 | 2 | 0 | 0 | 3 | 2 | 0 | 0 | 7/18 |
| | Khardah | 2/2 | 0 | 0 | 0 | 1 | 1 | 2 | 2 | 2/12 |
| | Madhyamgram | 4/4 | 4 | 4 | 0 | 3 | 3 | 4 | 4 | 14/24 |
| | Naihati | 4/4 | 2 | 3 | 0 | 4 | 1 | 4 | 4 | 10/24 |

Source Data – DPMU-NHM & SUDA

NATIONAL URBAN HEALTH MISSION

HR Status (as on Dec - 2017)

| District | ULB Name | Total No. of U-PHC (Functional / Sanctioned) | Full Time MO (Position) | Part Time MO (Position) | Staff Nurse (Position) | Pharmacist (Position) | Lab Technician (Position) | Support Staff (LDC) (Position) | Support Staff (Grp. D) (Position) | Total HR (Inposition / Sanctioned) |
|--------------|-------------------|--|-------------------------|-------------------------|------------------------|-----------------------|---------------------------|--------------------------------|-----------------------------------|------------------------------------|
| North 24 Pgs | New Barrackpore | 2/2 | 2 | 0 | 1 | 2 | 1 | 2 | 2 | 6/12 |
| | North Barrackpore | 3/3 | 3 | 0 | 0 | 3 | 0 | 0 | 0 | 6/18 |
| | North Dum Dum | 5/5 | 4 | 5 | 1 | 5 | 1 | 5 | 5 | 16/30 |
| | Panihati | 8/8 | 7 | 8 | 0 | 8 | 6 | 8 | 8 | 29/48 |

Source Data – DPMU-NHM & SUDA

HR Status (as on Dec - 2017)

| District | ULB Name | Total No. of U-PHC (Functional / Sanctioned) | Full Time MO (Position) | Part Time MO (Position) | Staff Nurse (Position) | Pharmacist (Position) | Lab Technician (Position) | Support Staff (LDC) (Position) | Support Staff (Grp. D) (Position) | Total HR (Inposition / Sanctioned) |
|--------------|---------------|--|-------------------------|-------------------------|------------------------|-----------------------|---------------------------|--------------------------------|-----------------------------------|------------------------------------|
| North 24 Pgs | South Dum Dum | 8/8 | 8 | 8 | 0 | 8 | 3 | 8 | 7 | 27/48 |
| | Titagarh | 2/2 | 0 | 2 | 0 | 1 | 1 | 2 | 1 | 4/12 |
| | Total | 95/100 | 71 | 84 | 12 | 82 | 44 | 86 | 82 | 293/600 |

Source Data – DPMU-NHM & SUDA



Modalities of MAS

- A modalities of training of MAS had been issued vide Memo No.HFW/NUHM-697/2015/022 Date: 03.01.2018 . *The training of MAS has to be started immediately following the details guideline mentioned in the order.*
- A modalities for utilisation of untied fund of MAS had been issued vide Memo No.HFW/NUHM-697/2015/0219 Date: 16.01.2018. *ULBs should disburse the amount of Rs. 5000.00 to the account of each MAS immediately after completion of 1st phase training.* The modalities of utilizing the untied fund of MAS including the list of materials has been given in the order.
- In this connection the following formats have been shared by state
 1. Format of Micro plan of training
 2. Format for submission of Bank account details of MAS
 3. Format of report on MAS training (monthly)



Not submitted MAS formation Report

| District | ULB |
|-------------------|-----------------------|
| Basirhat HD | Baduria |
| Basirhat HD | Basirhat |
| North 24 Parganas | Ashoknagar Kalyangarh |
| North 24 Parganas | Baranagar |
| North 24 Parganas | Bidhannagar MC |
| North 24 Parganas | Halisahar |
| North 24 Parganas | Kamarhati |
| North 24 Parganas | Kanchrapara |
| North 24 Parganas | Khardah |
| North 24 Parganas | South Dum Dum |
| North 24 Parganas | Titagarh |

Till date Basirhat did not complete the district level TOT

sent

To take Action

sent report to Dist. L & S & M

All reports for Trg. to be submitted.

Trg. to be completed by Mid-March



consultant Epidemicologist → Susmita Roy
 email: n24pgs@gmail.com 91051784379
 Mitali, SPNU, NUHM → 9433130349

Status of Micro-plan and Monthly Report of training of MAS

| Sl. No. | District | ULB | Micro-plan of Training submitted | Monthly report of Training submitted |
|---------|-------------------|-----------------------|----------------------------------|--------------------------------------|
| 1 | Basirhat HD | Baduria | No | No |
| 2 | Basirhat HD | Basirhat | No | No |
| 3 | North 24 Parganas | Ashoknagar Kalyangarh | No | No |
| 4 | North 24 Parganas | Bangaon | No | No |
| 5 | North 24 Parganas | Baranagar | No | No |
| 6 | North 24 Parganas | Barasat | No | No |
| 7 | North 24 Parganas | Barrackpore | No | No |
| 8 | North 24 Parganas | Bhatpara | Yes | Yes |
| 9 | North 24 Parganas | Bidhannagar MC | No | No |
| 10 | North 24 Parganas | Dum Dum | No | No |
| 11 | North 24 Parganas | Garulia | No | No |
| 12 | North 24 Parganas | Habra | No | No |



Status of Micro-plan and Monthly Report of training of MAS

| Sl. No. | District | ULB | Micro-plan of Training submitted | Monthly report of Training submitted |
|---------|-------------------|-------------------|----------------------------------|--------------------------------------|
| 13 | North 24 Parganas | Halisahar | No | No |
| 14 | North 24 Parganas | Kamarhati | No | No |
| 15 | North 24 Parganas | Kanchrapara | No | No |
| 16 | North 24 Parganas | Khardah | No | No |
| 17 | North 24 Parganas | Madhyamgram | No | No |
| 18 | North 24 Parganas | Naihati | No | No |
| 19 | North 24 Parganas | New Barrackpore | No | No |
| 20 | North 24 Parganas | North Barrackpore | No | No |
| 21 | North 24 Parganas | North Dum Dum | No | No |
| 22 | North 24 Parganas | Panihati | No | No |
| 23 | North 24 Parganas | South Dum Dum | No | No |
| 24 | North 24 Parganas | Titagarh | No | No |



Modalities of IEC

• For improving the health seeking behavior of the urban vulnerable population, an effective IEC /BCC activities is required in local languages.

• A modalities of IEC/BCC under NUHM had been issued vide Memo No.HFW/NUHM-225/2017/454 Date: 05.02.2018 .

• All are requested to prepare the IEC/BCC following the 'Modalities of IEC/BCC under NUHM' mentioned in the order.

• A comprehensive strategy for preparing and displaying IEC/BCC at different level- UPHC level, ULB level, Districts level has been shared. The details guideline regarding the following has been given.

Signboard

Available services

Signage

IEC Corner

Citizen Charter

LED display board

• Existing IEC materials regarding the following National Programmes which are to be executed at U-PHC should be displayed

• Digital display board/ hoarding containing the different awareness materials regarding NUHM which may be scrolled, will be displayed in the different sites across the state



*NCA
high risk
town.*

Thank You...



Meeting Agenda

Monthly Review Meeting with SUDA on 07/02/2018; Time - 03:30 PM

| Sl. No. | Activities |
|---------|--|
| 1. | Programme review. |
| 2 | Fund issue: Unspent fund under different activities. |
| 3 | Preparation of Micro Plan of UHND & Special Outreach Camp. |
| 4. | Training of MAS with respect to - i) Micro plan ii) Report of training |
| 5. | Miscellaneous. |

Siqwezi
BMC

GOVERNMENT OF WEST BENGAL
HEALTH & FAMILY WELFARE DEPARTMENT
NATIONAL HEALTH MISSION (NHM)
GN -29, 2nd FLOOR, GRANTHAGAR BHAWAN,
SWASTHYA BHAWAN PREMISES, SECTOR V
SALT LAKE, BIDHANNAGAR, KOLKATA - 700 091.

☎ 033 2333-0432, 📠 033 2357-7930,

Email ID: spmu.nuhm@gmail.com; website: www.wbhealth.gov.in

Dy. Director

Instruction is sought
for non-participation
in the meeting on 20th
21st & 22nd December
2017 on Infrastructure
Strengthening under
NUHM.

Memo No. HFW/NUHM-299/2016/ 3091

Date: 05.12.2017

From : Additional Mission Director, NHM
Government of West Bengal

To : Chief Medical Officer of Health,
(Bankura / Basirhat HD / Bishnupur HD / Diamond Harbour HD / North 24 Parganas / Purulia /
South 24 Parganas)

Sub: Meeting with respect to Infrastructure Strengthening Works under NUHM

Madam / Sir,

A meeting will be held on 20.12.2017 at 11.00 A.M. to review the implementation status of construction works under NUHM (both physical & financial) in different ULBs in your district. The officials from Districts and the representatives from concerned ULBs as mentioned below may please be requested to attend the meeting.

Venue: 2nd Floor, Auditorium Hall, Swasthya Bhawan, Kolkata - 700 091.

| Level | Participants |
|---------------|---|
| From District | 1. Assistant Engineer / Sub-Assistant Engineer, Accounts Manager-NUHM / District Accounts Manager of DPMU - NHM |
| From ULBs | 1. Nodal Officer, NUHM 2. Engineer looking after NUHM infrastructure works |

Yours faithfully,

Anand Mohan
Addl. Mission Director, NHM
Government of West Bengal

Memo No. HFW/NUHM-299/2016/ 3091/1(7)

Date: 05.12.2017

Copy forwarded for information and necessary action to:

1. Mayor, Bidhannagar Municipal Corporation.
2. Chairman (Bankura / Baduria / Basirhat / Bishnupur / Diamond Harbour / Ashoknagar Kalyangarh / Bangaon / Baranagar / Barasat / Barrackpore / Bhatpara / Dum Dum / Garulia / Habra / Halisahar / Kamarhati / Kanchrapara / Khardah / Madhyamgram / Naihati / New Barrackpore / North Barrackpore / North Dum Dum / Panihati / South Dum Dum / Titagarh / Purulia / Barúipur / Budge Budge / Maheshtala / Rajpur Sonarpur) Municipalities under NUHM.
3. Director, State Urban Development Agency (SUDA) with a request to nominate his representative to attend the meeting.
4. Program Officer, NHM & Joint Secretary, Government of West Bengal with a request to attend the said meeting.
5. Chief Engineer, Municipal Engineering Directorate (MED) with a request to send Executive Engineer or his representative from the above mentioned Districts.
6. Sr. Accounts Officer, NHM with a request to attend the said meeting.
7. IT cell, Swasthya Bhawan for web posting.

Anand Mohan
Addl. Mission Director, NHM
Government of West Bengal

GOVERNMENT OF WEST BENGAL
HEALTH & FAMILY WELFARE DEPARTMENT
NATIONAL HEALTH MISSION (NHM)
GN -29, 2nd FLOOR, GRANTHAGAR BHAWAN,
SWASTHYA BHAWAN PREMISES, SECTOR -V
SALT LAKE, BIDHANNAGAR, KOLKATA - 700 091.

033 - 2333-0432, 033 - 2357 - 7930,

Email ID: spmu.nuhm@gmail.com; website: www.wbhealth.gov.in

Memo No. HFW/NUHM-299/2016/3092

Date: 05.12.2017

From : Additional Mission Director, NHM
Government of West Bengal

To : Chief Medical Officer of Health,
(Hooghly / Howrah / Jhargram / Nadia / Nandigram HD / Paschim Bardhaman / Paschim
Medinipur / Purba Medinipur)

Sub: Meeting with respect to Infrastructure Strengthening Works under NUHM

Madam / Sir,

A meeting will be held on 21.12.2017 at 11.00 A.M. to review the implementation status of construction works under NUHM (both physical & financial) in different ULBs in your district. You are requested to spare the concerned representatives from your District. The officials from Districts and the representatives from concerned ULBs as mentioned below may please be requested to attend the meeting.

Venue: 2nd Floor, Auditorium Hall, Swasthya Bhawan, Kolkata - 700 091.

| Level | Participants |
|----------|---|
| District | 1. Assistant Engineer / Sub-Assistant Engineer, Accounts Manager-NUHM / District Accounts Manager of DPMU - NHM |
| ULBs | 1. Nodal Officer, NUHM 2. Engineer looking after NUHM infrastructure works |

Yours faithfully,

Aralinda Ghosh
Addl. Mission Director, NHM
Government of West Bengal

Memo No. HFW/NUHM-299/2016/3092/1(7)

Date: 05.12.2017

Copy forwarded for information and necessary action to:

1. Mayor, (Asansol / Chandannagar / Durgapur / Howrah) Municipal Corporations.
2. Chairman (Arambag / Baidyabati / Bansberia / Bhadreswar / Champdani / Dankuni / Hooghly - Chinsurah / Konnagar / Rishra / Serampore / Uttarpara Kotrung / Uluberia / Jhargram / Chakdah / Gayeshpur / Haringhata / Kalyani / Krishnanagar / Nabadwip / Ranaghat / Santipur / Contai / Ghatal / Kharagpur / Medinipur / Haldia / Panskura / Tamralipta) Municipalities under NUHM.
3. Director, State Urban Development Agency (SUDA) with a request to nominate his representative to attend the meeting.
4. Program Officer, NHM & Joint Secretary, Government of West Bengal with a request to attend the said meeting.
5. Chief Engineer, Municipal Engineering Directorate (MED) with a request to send Executive Engineer or his representative from the above mentioned Districts.
6. Sr. Accounts Officer, NHM with a request to attend the said meeting.
7. IT cell, Swasthya Bhawan for web posting.

Aralinda Ghosh
Addl. Mission Director, NHM
Government of West Bengal

GOVERNMENT OF WEST BENGAL
HEALTH & FAMILY WELFARE DEPARTMENT
NATIONAL HEALTH MISSION (NHM)
GN -29, 2nd FLOOR, GRANTHAGAR BHAWAN,
SWASTHYA BHAWAN PREMISES, SECTOR -V
SALT LAKE, BIDHANNAGAR, KOLKATA - 700 091.

033 - 2333-0432, 033 - 2357 - 7930,

Email ID: spmu.nuhm@gmail.com; website: www.wbhealth.gov.in

Memo No. HFW/NUHM-299/2016/ 3093

Date: 05.12.2017

From : Additional Mission Director, NHM
Government of West Bengal

To : Chief Medical Officer of Health,
(Alipurduar / Birbhum / Cooch Behar / Dakhin Dinajpur / Darjeeling / Jalpaiguri / Malda /
Murshidabad / Purba Bardhaman / Rampurhat HD / Uttar Dinajpur)

Sub: Meeting with respect to Infrastructure Strengthening Works under NUHM

Madam / Sir,

A meeting will be held on 22.12.2017 at 11.00 A.M. to review the implementation status of construction works under NUHM (both physical & financial) in different ULBs in your district. You are requested to spare the concerned representatives from your District. The officials from Districts and the representatives from concerned ULBs as mentioned below may please be requested to attend the meeting.

Venue: 2nd Floor, Auditorium Hall, Swasthya Bhawan, Kolkata - 700 091.

| Level | Participants |
|----------|---|
| District | 1. Assistant Engineer / Sub-Assistant Engineer, Accounts Manager-NUHM / District Accounts Manager of DPMU - NHM |
| ULBs | 1. Nodal Officer, NUHM 2. Engineer looking after NUHM infrastructure works |

Yours faithfully,

Anilinda Ghosh
Addl. Mission Director, NHM
Government of West Bengal

Memo No. HFW/NUHM-299/2016/ 3093 /1(7)

Date: 05.12.2017

Copy forwarded for information and necessary action to:

1. Mayor, Siliguri Municipal Corporation.
2. Chairman (Alipurduar / Bolpur / Suri / Cooch Behar / Balurghat / Gangarampur / Darjeeling / Jalpaiguri / English Bazar / Old Malda / Berhampur / Dhulian / Jangipur / Jiaganj-Azimganj / Kandi / Burdwan / Kalna / Katwa / Rampurhat / Islampur / Kaliyaganj / Raiganj) Municipalities under NUHM.
3. Director, State Urban Development Agency (SUDA) with a request to nominate his representative to attend the meeting.
4. Program Officer, NHM & Joint Secretary, Government of West Bengal with a request to attend the said meeting.
5. Chief Engineer, Municipal Engineering Directorate (MED) with a request to send Executive Engineer or his representative from the above mentioned Districts.
6. Sr. Accounts Officer, NHM with a request to attend the said meeting.
7. IT cell, Swasthya Bhawan for web posting.

Anilinda Ghosh
Addl. Mission Director, NHM
Government of West Bengal

SUDA

STATE URBAN DEVELOPMENT AGENCY

HEALTH WING

"ILGUS BHAVAN"

**H-C BLOCK, SECTOR-III, BIDHANNAGAR, CALCUTTA-700 091
West Bengal**

Ref No. SUDA-Health/NUHM/429/16/279(03)

Date 12.12.2017

From : Director, SUDA

**To : The Commissioner
Asansol / Howrah / Siliguri Municipal Corporation**

Sub. : Observation w.r.t. implementation Status of NUHM at your ULB.

Sir,

This is to inform you that a meeting was held with SUDA at Swasthya Bhawan on 06.12.2017 to review the implementation status of NUHM of 06 Municipal Corporations i.e. Asansol, Bidhannagar, Chandernagore, Durgapur, Howrah and Siliguri. Activity-wise Status report of your ULB is enclosed **at Annexure – I.**

You are requested to furnish the specific reasons w.r.t. non-functional / poor status of the targeted activities **by 18.12.2017** for taking up the issues with the Authority.

Your active intervention is required to boost up the implementation status.

Thanking you.

Yours faithfully,

Encl. : As stated.


Director, SUDA

SUDA-Health/NUHM/429/16/279(03)/1(2)

Dt. .. 12.12.2017

CC

1. The Addl. Mission Director, NHM, DIIFW
2. The Sr. PA to the Secretary, UD & MA Dept.


Director, SUDA

Email on 21/12/17

Activity-wise Status Report for the period April to October, 2017 - Asansol MC

A) Functional Status of U-PHC :

| U-PHC (Functional / Sanctioned) | Total Patient at OPD | Avg. no. of Patient treated at OPD per month per functional U-PHC | Observation | Your remarks is sought for |
|---------------------------------------|----------------------------|--|---|----------------------------|
| 12 / 23 | 60739 | 723 | <ul style="list-style-type: none"> Target shall be 750 and above per month per functional U-PHC. As per norms 1 U-PHC is to have 01 FTMO & 01 PTMO. Existing FTMO - 19 & PTMO - 09 Inspite of having 19 FTMO in place, only 12 U-PHCs have reported as functional. 07 more U-PHCs immediately be made functional to utilize the service of FTMOs. | • |

B) UHND held against approval :

| Physical Progress Target | Financial Progress (Rs. in Lakh) Appr. Fund | SOE submitted | Observation | Your remarks is sought for | |
|--|--|------------------|-------------|--|-------|
| | | | | | Achv. |
| 4228 | 1308 | 10.57 | 0.00 | <ul style="list-style-type: none"> Reason for no expense <u>expense</u> to be sorted out. Month-wise planning shall be done to achieve the target | • |
| C) Special Outreach Camp held against approval : | | | | | |
| 483 | 07 | 24.15 | 0.92 | <ul style="list-style-type: none"> • | • |

Activity-wise Status Report for the period April to October, 2017 – Asansol MC

A) Functional Status of U-PHC :

| U-PHC (Functional / Sanctioned) | Total Patient at OPD | Avg. no. of Patient treated at OPD per month per functional U-PHC | Observation | Your remarks is sought for |
|---------------------------------|----------------------|---|---|--|
| 12 / 23 | 60739 | 723 | <ul style="list-style-type: none"> Target shall be 750 and above per month per functional U-PHC. As per norms 1 U-PHC is to have 01 FTMO & 01 PTMO. Existing FTMO – 19 & PTMO – 09 Inspite of having 19 FTMO in place, only 12 U-PHCs have reported as functional. 07 more U-PHCs immediately be made functional to utilize the service of FTMOs. | <ul style="list-style-type: none"> |

B) UHND held against approval :

| Physical Progress Target | Achv. | Financial Progress (Rs. in Lakh) | | Observation | Your remarks is sought for |
|---|-------|----------------------------------|---------------|--|--|
| | | Appr. Fund | SOE submitted | | |
| 4228 | 1308 | 10.57 | 0.00 | <ul style="list-style-type: none"> Reason for no expense to be sorted out. Month-wise planning shall be done to achieve the target | <ul style="list-style-type: none"> |
| C) Special Outreach Camp held against approval : | | | | | |
| 483 | 07 | 24.15 | 0.92 | <ul style="list-style-type: none"> Reason for no expense to be sorted out. Month-wise planning shall be done to achieve the target | <ul style="list-style-type: none"> |

D) Renovation of U-PHC – Status :

| ULB | Renovation | Status | Sanctioned Amount (Rs. in lakh) | SOE submitted so far | Observation | Your remarks is sought for |
|--------------------|------------|----------------|---------------------------------|----------------------|--|----------------------------|
| Asansol | 11 | 11 – Completed | 110.00 | 133.09 | <ul style="list-style-type: none"> Proc. of Lab. Equip. shall be completed Each functional U-PHC should have Laboratory facility. Lab. facility in U-PHC not yet established. | |
| Asansol (Jamuria) | 0 | - | - | - | | |
| Asansol (Kulti) | 0 | 03 – Completed | - | - | | |
| Asansol (Raniganj) | 0 | - | - | - | | |

E) New Construction of U-PHC – Status :

| ULB | New Construction | Status | Sanctioned Amount (Rs. in lakh) | SOE submitted so far | Observation | Your remarks is sought for |
|--------------------|------------------|--|---------------------------------|----------------------|---|----------------------------|
| Asansol (Jamuria) | 03 | 02 – 25% each progress. 01 – new site selection under process | 225.00 | - | <ul style="list-style-type: none"> The ULB took decision for 03 no. of New Construction and 03 no. of Renovation inspite of 06 New Construction approved for Asansol (Kulti). Delay to start the work and slow progress U-PHC shall be looked into. | |
| Asansol (Kulti) | 06 | 01 – 85% progress. 01 – 70% progress. 01 – No progress. | 450.00 | 49.19 | | |
| Asansol (Raniganj) | 03 | 02 – Work order issued, no progress. 01 – Site not yet selected | 225.00 | - | | |

F) Engagement of Support Staff (LDC & Gr. D @ 1 each per U-PHC) :

| Support Staff | Sanctioned No. | Engagement by the ULB | Observation | Your remarks is sought for |
|---------------|----------------|-----------------------|---|--|
| LDC | 23 | Nil | <ul style="list-style-type: none"> This is required for U-PHC based online HMIS submission by the LDC w.e.f. Apr.. 2017. | <ul style="list-style-type: none"> |
| Gr. D | 23 | Nil | | |

G) Computer Procurement Status :

| Total No. of Computer Procurement Sanctioned | Fund Available with ULB | Status | Observation | Your remarks is sought for |
|--|-------------------------|--------------------------|---|--|
| 24 | 14.40 | Procurement not yet done | <ul style="list-style-type: none"> This is required for U-PHC based online HMIS submission by the LDC w.e.f. Apr.. 2017. | <ul style="list-style-type: none"> |

Activity-wise Status Report for the period April to October, 2017 – Howrah MC

A) Functional Status of U-PHC :

| U-PHC (Functional / Sanctioned) | Total Patient at OPD | Avg. no. of Patient treated at OPD per month per functional U-PHC | Observation | Your remarks is sought for |
|---------------------------------------|----------------------------|--|---|----------------------------|
| 12 / 27 | 82228 | 979 | <ul style="list-style-type: none"> As per norms 1 U-PHC is to have 01 FTMO & 01 PTMO. Existing FTMO – 05 & PTMO – 08 Engagement of MOs shall be expedited. | • |

B) Renovation of U-PHC – Status :

| Renovation | Status | Sanctioned Amount (Rs. in lakh) | SOE submitted so far | Observation | Your remarks is sought for |
|------------|----------------|---------------------------------------|----------------------------|--|----------------------------|
| 13 | 10 – Completed | 130.00 | 85.43 | <ul style="list-style-type: none"> Proc. of Lab. Equip. shall be completed Each functional U-PHC should have Laboratory facility. Lab. facility in U-PHC not yet established. | • |

E) New Construction of U-PHC – Status :

| | | | | | |
|----|-----------------------|---------|---|--|---|
| 14 | 01 – 15% progress. | 1050.00 | - | <ul style="list-style-type: none"> Either site not yet identified or work not progressing | • |
|----|-----------------------|---------|---|--|---|

Activity-wise Status Report for the period April to October, 2017 – Siliguri MC

A) Functional Status of U-PHC :

| U-PHC (Functional / Sanctioned) | Total Patient at OPD | Avg. no. of Patient treated at OPD per month per functional U-PHC | Observation | Your remarks is sought for |
|---------------------------------|----------------------|---|---|----------------------------|
| 09 / 10 | 36592 | 581 | <ul style="list-style-type: none"> Target shall be 750 and above per month per functional U-PHC. As per norms 1 U-PHC is to have 01 FTMO & 01 PTMO. Existing FTMO - 04 & PTMO - 06 | • |

B) UHND held against approval :

| Physical Progress Target | Financial Progress (Rs. in Lakh) | Observation | Your remarks is sought for | | |
|--|----------------------------------|-------------|----------------------------|--|------------|
| | | | | Activ. | Appr. Fund |
| 2408 | 738 | 6.02 | 1.95 | <ul style="list-style-type: none"> Reason for less expense to be sorted out. Month-wise planning shall be done to achieve the target | • |
| C) Special Outreach Camp held against approval : | | | | | |
| 210 | 22 | 10.50 | 1.85 | Do | • |

D) New Construction of U-PHC – Status :

| New Construction | Status | Sanctioned Amount (Rs. in lakh) | SOE submitted so far | Observation | Your remarks is sought for |
|------------------|-------------------------------|---------------------------------|----------------------|--|----------------------------|
| 01 | Plan & estimated not yet done | 75.00 | - | <ul style="list-style-type: none"> Delay to start the work. | • |

Activity-wise Status Report for the period April to October, 2017 – Siliguri MC

A) Functional Status of U-PHC :

| U-PHC (Functional / Sanctioned) | Total Patient at OPD | Avg. no. of Patient treated at OPD per month per functional U-PHC | Observation | Your remarks is sought for |
|---------------------------------|----------------------|---|---|----------------------------|
| 09 / 10 | 36592 | 581 | <ul style="list-style-type: none"> Target shall be 750 and above per month per functional U-PHC. As per norms 1 U-PHC is to have 01 FTMO & 01 PTMO. Existing FTMO – 04 & PTMO – 06 | • |

B) UHND held against approval :

| Physical Progress Target | Achv. | Financial Progress (Rs. in Lakh) Appr. Fund | SOE submitted | Observation | Your remarks is sought for |
|--|-------|---|---------------|---|----------------------------|
| 2408 | 738 | 6.02 | 1.95 | <p><i>expense</i></p> <ul style="list-style-type: none"> Reason for less expend. to be sorted out. Month-wise planning shall be done to achieve the target | • |
| C) Special Outreach Camp held against approval : | | | | | |
| 210 | 22 | 10.50 | 1.85 | Do | • |

D) New Construction of U-PHC – Status :

| New Construction | Status | Sanctioned Amount (Rs. in lakh) | SOE submitted so far | Observation | Your remarks is sought for |
|------------------|-------------------------------|---------------------------------|----------------------|--|----------------------------|
| 01 | Plan & estimated not yet done | 75.00 | . | <ul style="list-style-type: none"> Delay to start the work. | • |

**Resolution of monthly NUHM review meeting with
State Urban Development Agency (SUDA)**

Date: 6th December, 2017

**Venue: 1st floor conference hall, NHM Building,
Swasthya Bhawan Campus**

A meeting was held on 6th December, 2017 to review the implementation status of NUHM of 6 Municipal Corporations (Asansol, Bidhannagar, Chandannagar, Durgapur, Howrah, Siliguir) under State Urban Development Agency. Addl. Mission Director-NHM was chaired the meeting.

Participants of the meeting:

1. Dr. Tapan Kr. Saha, State Nodal Officer, NUHM, West Bengal
2. Sri. Ashis Kr. Saha, Jt. Director SUDA.
3. Sri. Anadi Sankar Chakraborty, Sr. Accounts Officer, NHM, West Bengal
4. Dr. S. Goswami, P.O, SUDA.

Following decisions were taken in the meeting:

- 1) At the beginning of the meeting, over all performances of all the Municipal Corporations was reviewed. From review, it was revealed that OPD performance of all the Municipal Corporations good except Asansol & Siliguri. It was decided that they will be requested to take corrective measures to improve OPD foot fall.
- 2) From review of outreach services, it was revealed that UHND & Spl. Outreach services are not upto the mark in Asansol MC. It is decided that they will be requested to look into the matter to improve their performance.
- 3) It was found that there is a huge gap between the sanctioned no. of UPHC & no. of functional UPHC in Asansol MC- area. It was decided that they will be requested to find the specific reason of this gap and take measure to bridge up this gap.
- 4) Jt. Director, SUDA pointed out regarding the necessity to prepare a scheme specific line list for construction of UPHCs. It is assured that a line list will be made available to SUDA by SPMU.
- 5) It was decided that SUDA will issue a letter to all the Municipal Corporations requesting them to furnish specific reasons for non functional status of their UPHCs and laboratories under NUHM. It was decided that Asansol MC will be requested to recruit support staff immediately as uploading of data in HMIS portal is pending in Asansol MC.

Meetings were concluded with thanks from and to the chair and all concerned were requested to take necessary steps as per issues resolved in the meeting.

Pam

**State Nodal Officer, NUHM
West Bengal**

National Health Mission 2017-18

National Urban Health Mission

Asansol

| Tally Code | Activities | Balance as on 01.04.2017 | Release | Refund | Available Fund | Expenditure as per FMR | Balance as on 31.10.2017 | % of Exp against Available fund |
|-------------------|---|--------------------------|---------------|--------|----------------|------------------------|--------------------------|---------------------------------|
| P.01 | Planning & Mapping NUHM | 33,783,161.00 | 14,927,500.00 | | 48,710,661.00 | 18,075,330.00 | 30,635,331.00 | 37% |
| P.01.01 | Metro Cities - Planning & Mapping NUHM | | | | | | | #DIV/01 |
| P.01.02 | Million+ Cities - Planning & Mapping NUHM | | | | | | | #DIV/01 |
| P.01.03 | Cities (1 lakh to 10 lakh Population) - Planning & Mapping NUHM | | | | | | | #DIV/01 |
| P.01.04 | Towns (50,000 to 1 lakh Population) - Planning & Mapping NUHM | | | | | | | #DIV/01 |
| P.02 | Programme Management NUHM | 358,992.00 | 914,000.00 | | 1,272,992.00 | 458,114.00 | 814,878.00 | 36% |
| P.02.03 | City PMU NUHM | 358,992.00 | 914,000.00 | | 1,272,992.00 | 458,114.00 | 814,878.00 | 36% |
| P.02.03.01 | Human Resources CPMU NUHM | -154,733.00 | | | 759,267.00 | 405,404.00 | 353,863.00 | 53% |
| P.02.03.02 | Mobility Support CPMU NUHM | 108,000.00 | | | 108,000.00 | 12,750.00 | 95,250.00 | 12% |
| P.02.03.03 | Office Expenses CPMU NUHM | 405,725.00 | | | 405,725.00 | 39,960.00 | 365,765.00 | 10% |
| P.03 | Training & Capacity Building NUHM | 1,518,745.00 | | | 1,518,745.00 | 21,687.00 | 1,497,058.00 | 1% |
| P.03.01 | Orientation of Urban Local Bodies (ULB) NUHM | 233,745.00 | | | 233,745.00 | 2,500.00 | 231,245.00 | 1% |
| P.03.02 | Training of ANM/ Paramedical Staff NUHM | | | | | | | #DIV/01 |
| P.03.03 | Orientation of Medical Officers NUHM | 55,000.00 | | | 55,000.00 | | 55,000.00 | 0% |
| P.03.05 | Orientation of MAS NUHM | 1,041,000.00 | | | 1,041,000.00 | | 1,041,000.00 | 0% |
| P.03.06 | Selection & Training of ASHA NUHM | 165,000.00 | | | 165,000.00 | | 165,000.00 | 0% |
| P.03.07 | Other Trainings/ Orientations NUHM | 24,000.00 | | | 24,000.00 | 19,187.00 | 4,813.00 | 80% |
| P.04 | Strengthening of Health Services NUHM | 30,365,424.00 | 14,013,500.00 | | 44,378,924.00 | 17,595,529.00 | 26,783,395.00 | 40% |
| P.04.01 | UHNSD NUHM | 782,890.00 | 220,500.00 | | 1,003,390.00 | 91,950.00 | 911,440.00 | 9% |
| P.04.01.01 | Special Outreach Camps in Slums/ Vulnerable Areas NUHM | 232,500.00 | 220,500.00 | | 453,000.00 | | 453,000.00 | 0% |
| P.04.01.02 | ANM/ LHV NUHM | 550,390.00 | | | 550,390.00 | 91,950.00 | 458,440.00 | 17% |
| P.04.02 | Salary for ANMs/ LHVs NUHM | | | | | | | #DIV/01 |
| P.04.02.01 | Mobility Support for ANMs/ LHVs NUHM | | | | | | | #DIV/01 |
| P.04.02.02 | Urban PHC (UPHC) NUHM | 26,797,534.00 | 13,793,000.00 | | 40,590,534.00 | 17,401,162.00 | 23,189,372.00 | 43% |
| P.04.03 | Renovation/ Upgradation of Existing Facility to UPHC NUHM | 1,737,335.00 | | | 1,737,335.00 | 4,046,470.00 | -2,309,135.00 | 233% |
| P.04.03.01 | Building of New UPHC NUHM | 18,000,000.00 | | | 18,000,000.00 | 4,919,569.00 | 13,080,431.00 | 27% |
| P.04.03.02 | Rent of UPHC NUHM | 360,000.00 | | | 360,000.00 | | 360,000.00 | 0% |
| P.04.03.02.A | Salary for Full Time MO UPHC NUHM | -644,666.00 | 6,965,200.00 | | 6,320,534.00 | 4,576,528.00 | 1,744,006.00 | 72% |
| P.04.03.03.01.01a | Salary for Part Time MO UPHC NUHM | -2,765,600.00 | 4,790,600.00 | | 2,025,000.00 | 1,734,480.00 | 290,520.00 | 86% |
| P.04.03.03.01.01b | Salary of Paramedical & Nursing Staff UPHC NUHM | 229,265.00 | 2,037,200.00 | | 2,266,465.00 | 1,695,962.00 | 570,503.00 | 75% |
| P.04.03.03.01.03 | Salary of Support Staff UPHC NUHM | 252,000.00 | | | 252,000.00 | | 252,000.00 | 0% |
| P.04.03.03.01.04 | Public Health Manager NUHM | | | | | | | #DIV/01 |
| P.04.03.03.02 | Office Expenses UPHC NUHM | 90,000.00 | | | 90,000.00 | 30,533.00 | 59,467.00 | 34% |
| P.04.03.03.03.01 | Upgradation of Maternity Homes NUHM | 7,500,000.00 | | | 7,500,000.00 | | 7,500,000.00 | 0% |
| P.04.03.04 | United Grants to UPHCs NUHM | 688,000.00 | | | 688,000.00 | 165,030.00 | 522,970.00 | 24% |
| P.04.03.05 | Medicines & Consumables for UPHC NUHM | 1,351,200.00 | | | 1,351,200.00 | 232,590.00 | 1,118,610.00 | 17% |
| P.04.04 | Urban CHC (UChC) NUHM | 532,000.00 | | | 532,000.00 | | 532,000.00 | 0% |
| P.04.04.01 | Capital Cost Support for New UChC NUHM | | | | | | | #DIV/01 |
| P.04.04.03 | United Grants for UChCs NUHM | 532,000.00 | | | 532,000.00 | | 532,000.00 | 0% |
| P.04.06 | IEC/ BCC NUHM | 2,253,000.00 | | | 2,253,000.00 | 102,417.00 | 2,150,583.00 | 5% |
| P.06 | Community Processes NUHM | 100,000.00 | | | 100,000.00 | | 100,000.00 | 0% |
| P.06.01 | MAS/ Community Groups NUHM | 100,000.00 | | | 100,000.00 | | 100,000.00 | 0% |

| P.08 | Monitoring & Evaluation NUHM | | | | | | | | #DIV/0! |
|--------------|---|----------------------|----------------------|----------|----------------------|----------------------|----------------------|------------|---------|
| P.08.01 | Baseline/ Endline Surveys NUHM | | | | | | | | #DIV/0! |
| P.08.03 | IT Based Monitoring Initiatives NUHM | | | | | | | | #DIV/0! |
| P.10.01. | Support for Disease Control Programme Activities NUHM | | | | | | | | #DIV/0! |
| P.12 | EPF NUHM | -1,203,054.00 | 24,453,300.00 | | | | | | #DIV/0! |
| P.12. | EPF Employer's Contribution NUHM | | | | | | | | #DIV/0! |
| Total | | -1,203,054.00 | 24,453,300.00 | - | 23,250,246.00 | 13,202,123.00 | 10,048,123.00 | 57% | |

National Health Mission 2017-18

National Urban Health Mission

Chandannagar

| Tally Code | Activities | Balance as on 01.04.2017 | Release | Refund | Available Fund | Expenditure as per FMR | Balance as on 31.10.2017 | % of Exp against Available fund |
|-------------------|---|--------------------------|--------------|--------|----------------|------------------------|--------------------------|---------------------------------|
| P.01 | Planning & Mapping NUHM | 3,929,351.00 | 9,033,600.00 | - | 12,962,951.00 | 4,332,978.00 | 8,629,973.00 | 33% |
| P.01.01 | Metro Cities - Planning & Mapping NUHM | - | - | - | - | - | - | #DIV/0! |
| P.01.02 | Million+ Cities - Planning & Mapping NUHM | - | - | - | - | - | - | #DIV/0! |
| P.01.03 | Cities (1 lakh to 10 lakh Population) - Planning & Mapping NUHM | - | - | - | - | - | - | #DIV/0! |
| P.01.04 | Towns (50,000 to 1 lakh Population) - Planning & Mapping NUHM | - | - | - | - | - | - | #DIV/0! |
| P.02 | Programme Management NUHM | 149,004.00 | 826,000.00 | - | 975,004.00 | 578,612.00 | 396,392.00 | 59% |
| P.02.03 | City PMU NUHM | 149,004.00 | 826,000.00 | - | 975,004.00 | 578,612.00 | 396,392.00 | 59% |
| P.02.03.01 | Human Resources CPMU NUHM | -150,755.00 | 826,000.00 | - | 675,245.00 | 473,391.00 | 201,854.00 | 70% |
| P.02.03.02 | Mobility Support CPMU NUHM | 108,000.00 | - | - | 108,000.00 | - | 108,000.00 | 0% |
| P.02.03.03 | Office Expenses CPMU NUHM | 191,759.00 | - | - | 191,759.00 | 105,221.00 | 86,538.00 | 55% |
| P.03 | Training & Capacity Building NUHM | 329,840.00 | - | - | 329,840.00 | 11,840.00 | 318,000.00 | 4% |
| P.03.01 | Orientation of Urban Local Bodies (ULB) NUHM | 11,840.00 | - | - | 11,840.00 | - | - | 100% |
| P.03.02 | Training of ANMs/ Paramedical Staff NUHM | - | - | - | - | - | - | #DIV/0! |
| P.03.03 | Training of Medical Officers NUHM | 30,000.00 | - | - | 30,000.00 | - | 30,000.00 | 0% |
| P.03.05 | Orientation of MAS NUHM | 276,000.00 | - | - | 276,000.00 | - | 276,000.00 | 0% |
| P.03.06 | Selection & Training of ASHA NUHM | - | - | - | - | - | - | #DIV/0! |
| P.03.07 | Other Trainings/ Orientations NUHM | 12,000.00 | - | - | 12,000.00 | - | 12,000.00 | 0% |
| P.04 | Strengthening of Health Services NUHM | 3,220,344.00 | 8,207,600.00 | - | 11,427,944.00 | 3,742,526.00 | 7,685,418.00 | 33% |
| P.04.01 | Outreach Services/ Camps/ UHNDS NUHM | 201,000.00 | 340,000.00 | - | 541,000.00 | 359,500.00 | 181,500.00 | 66% |
| P.04.01.01 | UHNDS NUHM | 181,000.00 | 70,000.00 | - | 251,000.00 | 164,500.00 | 86,500.00 | 66% |
| P.04.01.02 | Special Outreach Camps in Slums/ Vulnerable Areas NUHM | 20,000.00 | 270,000.00 | - | 290,000.00 | 195,000.00 | 95,000.00 | 67% |
| P.04.02 | ANM/ LHV NUHM | 948,840.00 | - | - | 948,840.00 | - | 948,840.00 | 0% |
| P.04.02.01 | Salary for ANMs/ LHVs NUHM | 891,340.00 | - | - | 891,340.00 | - | 891,340.00 | 0% |
| P.04.02.02 | Mobility Support for ANMs/ LHVs NUHM | 57,500.00 | - | - | 57,500.00 | - | 57,500.00 | 0% |
| P.04.03 | Urban PHC (UPHC) NUHM | 1,967,104.00 | 7,467,600.00 | - | 9,434,704.00 | 3,373,356.00 | 6,061,348.00 | 36% |
| P.04.03.01 | Renovation/ Upgradation of Existing Facility to UPHC NUHM | 711,490.00 | - | - | 711,490.00 | 380,924.00 | 330,566.00 | 54% |
| P.04.03.02 | Building of New UPHC NUHM | 1,220,737.00 | 4,500,000.00 | - | 5,720,737.00 | 1,198,086.00 | 4,522,651.00 | 21% |
| P.04.03.02.A | Rent of UPHC NUHM | - | - | - | - | - | - | #DIV/0! |
| P.04.03.03.01.01a | Salary for Full Time MO UPHC NUHM | 401,548.00 | 601,100.00 | - | 1,002,648.00 | 630,667.00 | 371,981.00 | 63% |
| P.04.03.03.01.01b | Salary for Part Time MO UPHC NUHM | -1,087,742.00 | 1,423,700.00 | - | 335,958.00 | 379,380.00 | -43,422.00 | 113% |
| P.04.03.03.01.02 | Salary of Paramedical & Nursing Staff UPHC NUHM | -20,353.00 | 476,400.00 | - | 456,047.00 | 354,060.00 | 101,987.00 | 78% |
| P.04.03.03.01.03 | Salary of Support Staff UPHC NUHM | - | 466,400.00 | - | 466,400.00 | 393,077.00 | 73,323.00 | 84% |
| P.04.03.03.01.04 | Public Health Manager NUHM | - | - | - | - | - | - | #DIV/0! |
| P.04.03.03.02 | Office Expenses UPHC NUHM | 71,786.00 | - | - | 71,786.00 | 30,362.00 | 41,424.00 | 42% |
| P.04.03.03.03.01 | Upgradation of Maternity Homes NUHM | - | - | - | - | - | - | #DIV/0! |
| P.04.03.04 | United Grants to UPHCs NUHM | 482,638.00 | - | - | 482,638.00 | 6,800.00 | 475,838.00 | 1% |
| P.04.03.05 | Medicines & Consumables for UPHC NUHM | 187,000.00 | - | - | 187,000.00 | - | 187,000.00 | 0% |
| P.04.04 | Urban CHC (UCHC) NUHM | - | - | - | - | - | - | #DIV/0! |
| P.04.04.01 | Capital Cost Support for New UCHC NUHM | - | - | - | - | - | - | #DIV/0! |
| P.04.04.03 | United Grants for UCHCs NUHM | - | - | - | - | - | - | #DIV/0! |
| P.04.06 | IEC/ BCC NUHM | 103,400.00 | 400,000.00 | - | 503,400.00 | 9,670.00 | 493,730.00 | 2% |

23

| | | | | | | | | |
|--------------|--|---------------------|----------|----------|----------------------|---------------------|---------------------|------------|
| P.06 | Community Processes NUHM | 230,000.00 | - | - | 230,000.00 | - | 230,000.00 | 0% |
| P.06.01 | MAS/ Community Groups NUHM | 230,000.00 | | | 230,000.00 | | 230,000.00 | 0% |
| P.06.02 | ASHA (Urban) NUHM | | | | | | | #DIV/0! |
| P.08 | Monitoring & Evaluation NUHM | 163.00 | - | - | 163.00 | - | 163.00 | 0% |
| P.08.01 | Baseline/ Endline Surveys NUHM | | | | | | | #DIV/0! |
| P.08.03 | IT Based Monitoring Initiatives NUHM | 163.00 | | | 163.00 | | 163.00 | 0% |
| P.10.01. | Support for Disease Control Programme Activites NUHM | | | | | | | #DIV/0! |
| P.12 | EPF NUHM | 3,929,351.00 | - | - | 9,033,600.00 | - | | #DIV/0! |
| P.12. | EPF Employer's Contribution NUHM | | | | | | | #DIV/0! |
| Total | | 3,929,351.00 | - | - | 12,962,951.00 | 4,332,978.00 | 8,629,973.00 | 33% |

National Health Mission 2017-18
National Urban Health Mission

Durgapur

| Tally Code | Activities | Balance as on 01.04.2017 | Release | Refund | Available Fund | Expenditure as per FMAR | Balance as on 31.10.2017 | % of Exp against Available fund |
|-------------------|---|--------------------------|---------------|--------|----------------|-------------------------|--------------------------|---------------------------------|
| P.01 | Planning & Mapping NUHM | 13,570,957.00 | 17,491,600.00 | | 31,062,557.00 | 14,635,338.00 | 16,427,219.00 | 47% |
| P.01.01 | Metro Cities - Planning & Mapping NUHM | | | | | | | #DIV/0! |
| P.01.02 | Million+ Cities - Planning & Mapping NUHM | | | | | | | #DIV/0! |
| P.01.03 | Cities (1 lakh to 10 lakh Population) - Planning & Mapping NUHM | | | | | | | #DIV/0! |
| P.01.04 | Towns (50,000 to 1 lakh Population) - Planning & Mapping NUHM | | | | | | | #DIV/0! |
| P.02 | Programme Management NUHM | -305,185.00 | 1,059,800.00 | | 754,615.00 | 428,495.00 | 326,120.00 | 57% |
| P.02.03 | City PMU NUHM | -305,185.00 | 1,059,800.00 | | 754,615.00 | 428,495.00 | 326,120.00 | 57% |
| P.02.03.01 | Human Resources CPMU NUHM | -235,655.00 | 852,000.00 | | 616,345.00 | 375,518.00 | 240,827.00 | 61% |
| P.02.03.02 | Mobility Support CPMU NUHM | -6,245.00 | 103,000.00 | | 96,755.00 | 35,788.00 | 60,967.00 | 37% |
| P.02.03.03 | Office Expenses CPMU NUHM | -63,285.00 | 104,800.00 | | 41,515.00 | 17,189.00 | 24,326.00 | 41% |
| P.03 | Training & Capacity Building NUHM | 354,962.00 | | | 354,962.00 | 38,480.00 | 316,482.00 | 11% |
| P.03.01 | Orientation of Urban Local Bodies (ULB) NUHM | 3,150.00 | | | 3,150.00 | | 3,150.00 | 0% |
| P.03.02 | Training of ANM/ Paramedical Staff NUHM | | | | | 9,300.00 | 333,800.00 | 3% |
| P.03.03 | Training of Medical Officers NUHM | -324,500.00 | | | -324,500.00 | | 652,312.00 | 0% |
| P.03.05 | Orientation of MAS NUHM | 652,312.00 | | | | | | #DIV/0! |
| P.03.06 | Selection & Training of ASHA NUHM | | | | | | | #DIV/0! |
| P.03.07 | Other Trainings/ Orientations NUHM | 24,000.00 | | | 24,000.00 | 29,180.00 | -5,180.00 | 122% |
| P.04 | Strengthening of Health Services NUHM | 12,768,958.00 | 16,431,800.00 | | 29,200,758.00 | 14,168,363.00 | 15,032,395.00 | 49% |
| P.04.01 | Outreach Services/ Camps/ UHNDS NUHM | 554,185.00 | 562,600.00 | | 1,116,785.00 | 447,755.00 | 669,030.00 | 40% |
| P.04.01.01 | UHNDS NUHM | 109,650.00 | 160,600.00 | | 270,250.00 | 96,250.00 | 174,000.00 | 36% |
| P.04.01.02 | Special Outreach Camps in Slums/ Vulnerable Areas NUHM | 444,535.00 | 402,000.00 | | 846,535.00 | 351,505.00 | 495,030.00 | 42% |
| P.04.02 | ANM/ LHV NUHM | | | | | | | #DIV/0! |
| P.04.02.01 | Salary for ANMs/ LHVs NUHM | | | | | | | #DIV/0! |
| P.04.02.02 | Mobility Support for ANMs/ LHVs NUHM | 12,081,573.00 | 14,469,200.00 | | 26,550,773.00 | 13,022,928.00 | 13,527,845.00 | 49% |
| P.04.03 | Urban PHC (UPHC) NUHM | 3,034,014.00 | | | 3,034,014.00 | 1,903,724.00 | 1,130,290.00 | 63% |
| P.04.03.01 | Renovation/ Upgradation of Existing Facility to UPHC NUHM | -646,508.00 | 4,700,000.00 | | 4,053,492.00 | 671,860.00 | 3,381,632.00 | 17% |
| P.04.03.02 | Building of New UPHC NUHM | -72,000.00 | 117,000.00 | | 45,000.00 | 18,000.00 | 27,000.00 | 40% |
| P.04.03.02A | Rent of UPHC NUHM | 1,794,838.00 | 1,146,000.00 | | 2,940,838.00 | 1,609,931.00 | 1,330,907.00 | 55% |
| P.04.03.03.01.03a | Salary for Full Time MO UPHC NUHM | -2,711,219.00 | 4,391,200.00 | | 1,679,981.00 | 1,599,276.00 | 80,705.00 | 95% |
| P.04.03.03.01.01b | Salary for Part Time MO UPHC NUHM | 390,560.00 | 1,350,000.00 | | 1,740,560.00 | 1,234,732.00 | 505,828.00 | 71% |
| P.04.03.03.01.02 | Salary of Paramedical & Nursing Staff UPHC NUHM | -269,705.00 | 2,330,000.00 | | 2,060,295.00 | 1,621,361.00 | 438,934.00 | 79% |
| P.04.03.03.01.03 | Salary of Support Staff UPHC NUHM | | | | | | | #DIV/0! |
| P.04.03.03.01.04 | Public Health Manager NUHM | -230,443.00 | 315,000.00 | | 84,557.00 | 16,000.00 | 68,557.00 | 19% |
| P.04.03.03.02 | Office Expenses UPHC NUHM | 9,773,200.00 | 120,000.00 | | 9,773,200.00 | 3,832,379.00 | 5,940,821.00 | 39% |
| P.04.03.03.03.01 | Upgradation of Maternity Homes NUHM | 397,047.00 | | | 517,047.00 | 440,393.00 | 76,654.00 | 85% |
| P.04.03.04 | Untied Grants to UPHCs NUHM | 621,789.00 | | | 621,789.00 | 75,272.00 | 546,517.00 | 12% |
| P.04.03.05 | Medicines & Consumables for UPHC NUHM | 250,000.00 | | | 250,000.00 | | 250,000.00 | 0% |
| P.04.04 | Urban CHC (UCHC) NUHM | | | | | | | #DIV/0! |
| P.04.04.01 | Capital Cost Support for New UCHC NUHM | 250,000.00 | | | 250,000.00 | | 250,000.00 | 0% |
| P.04.04.03 | Untied Grants for UCHCs NUHM | -116,800.00 | 1,400,000.00 | | 1,283,200.00 | 697,680.00 | 585,520.00 | 54% |
| P.04.06 | IEC/ BCC NUHM | 780,000.00 | | | 780,000.00 | | 780,000.00 | 0% |
| P.06 | Community Processes NUHM | | | | | | | #DIV/0! |
| P.06.01 | MAS/ Community Groups NUHM | 780,000.00 | | | 780,000.00 | | 780,000.00 | 0% |

National Health Mission 2017-18
National Urban Health Mission

Howrah

| Tally Code | Activities | Balance as on 01.04.2017 | Release | Refund | Available Fund | Expenditure as per FMR | Balance as on 31.10.2017 | % of Exp against Available fund |
|------------------|---|--------------------------|---------------|--------|----------------|------------------------|--------------------------|---------------------------------|
| P.01 | Planning & Mapping NUHM | 15,467,264.00 | 25,440,900.00 | | 40,908,164.00 | 15,742,590.00 | 25,165,574.00 | 38% |
| P.01.01 | Metro Cities - Planning & Mapping NUHM | | | | | | | #DIV/0! |
| P.01.02 | Million+ Cities - Planning & Mapping NUHM | | | | | | | #DIV/0! |
| P.01.03 | Cities (1 lakh to 10 lakh Population) - Planning & Mapping NUHM | | | | | | | #DIV/0! |
| P.01.04 | Towns (50,000 to 1 lakh Population) - Planning & Mapping NUHM | | | | | | | #DIV/0! |
| P.02 | Programme Management NUHM | 390,499.00 | 1,241,900.00 | | 1,632,399.00 | 796,957.00 | 835,442.00 | 49% |
| P.02.03 | City PMU NUHM | 390,499.00 | 1,241,900.00 | | 1,632,399.00 | 796,957.00 | 835,442.00 | 49% |
| P.02.03.01 | Human Resources CPMU NUHM | -120,270.00 | 1,241,900.00 | | 1,121,630.00 | 761,102.00 | 360,528.00 | 68% |
| P.02.03.02 | Mobility Support CPMU NUHM | 99,000.00 | | | 99,000.00 | 27,200.00 | 71,800.00 | 27% |
| P.02.03.03 | Office Expenses CPMU NUHM | 411,769.00 | | | 411,769.00 | 8,655.00 | 403,114.00 | 2% |
| P.03 | Training & Capacity Building NUHM | 1,449,480.00 | | | 1,449,480.00 | 6,630.00 | 1,442,850.00 | 0% |
| P.03.01 | Orientation of Urban Local Bodies (ULB) NUHM | 19,480.00 | | | 19,480.00 | 6,630.00 | 12,850.00 | 34% |
| P.03.02 | Training of ANM/ Paramedical Staff NUHM | 110,000.00 | | | 110,000.00 | | 110,000.00 | 0% |
| P.03.03 | Training of Medical Officers NUHM | 1,266,000.00 | | | 1,266,000.00 | | 1,266,000.00 | 0% |
| P.03.05 | Orientation of MAS NUHM | | | | | | | #DIV/0! |
| P.03.06 | Selection & Training of ASHA NUHM | | | | | | | #DIV/0! |
| P.03.07 | Other Trainings/ Orientations NUHM | 54,000.00 | | | 54,000.00 | | 54,000.00 | 0% |
| P.04 | Strengthening of Health Services NUHM | 11,807,285.00 | 24,199,000.00 | | 36,006,285.00 | 14,939,003.00 | 21,067,282.00 | 41% |
| P.04.01 | Outreach Services/ Camps/ UHND's NUHM | -109,107.00 | 4,608,200.00 | | 4,499,093.00 | 2,833,513.00 | 1,665,580.00 | 63% |
| P.04.01.01 | UHND's NUHM | 581,265.00 | 1,006,200.00 | | 1,587,465.00 | 1,008,500.00 | 578,965.00 | 64% |
| P.04.01.02 | Special Outreach Camps in Slums/ Vulnerable Areas NUHM | -690,372.00 | 3,602,000.00 | | 2,911,628.00 | 1,825,013.00 | 1,086,615.00 | 63% |
| P.04.02 | ANM/ LHV NUHM | 298,889.00 | | | 298,889.00 | 4,000.00 | 294,889.00 | 1% |
| P.04.02.01 | Salary for ANMs/ LHVs NUHM | 187,389.00 | | | 187,389.00 | 4,000.00 | 187,389.00 | 0% |
| P.04.02.02 | Mobility Support for ANMs/ LHVs NUHM | 111,500.00 | | | 111,500.00 | | 107,500.00 | 4% |
| P.04.03 | Urban PHC (UPHC) NUHM | 11,302,815.00 | 16,190,800.00 | | 27,493,615.00 | 10,270,589.00 | 17,223,026.00 | 37% |
| P.04.03.01 | Renovation/ Upgradation of Existing Facility to UPHC NUHM | 3,456,138.00 | | | 3,456,138.00 | 998,998.00 | 2,457,140.00 | 29% |
| P.04.03.02 | Building of New UPHC NUHM | 2,800,000.00 | 4,700,000.00 | | 7,500,000.00 | | 7,500,000.00 | 0% |
| P.04.03.02.A | Rent of UPHC NUHM | | | | | | | #DIV/0! |
| P.04.03.03.01.a | Salary for Full Time MO UPHC NUHM | 1,200,314.00 | 1,861,000.00 | | 3,061,314.00 | 2,557,334.00 | 503,980.00 | 84% |
| P.04.03.03.01.b | Salary for Part Time MO UPHC NUHM | 2,744,984.00 | | | 2,744,984.00 | 1,179,004.00 | 1,565,980.00 | 43% |
| P.04.03.03.01.02 | Salary of Paramedical & Nursing Staff UPHC NUHM | -2,248,293.00 | 7,279,800.00 | | 5,031,507.00 | 3,272,812.00 | 1,758,695.00 | 65% |
| P.04.03.03.01.03 | Salary of Support Staff UPHC NUHM | 7,787.00 | 2,350,000.00 | | 2,357,787.00 | 1,828,506.00 | 529,281.00 | 78% |
| P.04.03.03.01.04 | Public Health Manager NUHM | | | | | | | #DIV/0! |
| P.04.03.03.02 | Office Expenses UPHC NUHM | 720,000.00 | | | 720,000.00 | 5,250.00 | 714,750.00 | 1% |
| P.04.03.03.03.01 | Upgradation of Maternity Homes NUHM | | | | | | | #DIV/0! |
| P.04.03.04 | Untied Grants to UPHCs NUHM | 1,971,251.00 | | | 1,971,251.00 | 58,560.00 | 1,912,691.00 | 3% |
| P.04.03.05 | Medicines & Consumables for UPHC NUHM | 650,634.00 | | | 650,634.00 | 370,125.00 | 280,509.00 | 57% |
| P.04.04 | Urban CHC (UCHC) NUHM | -274,972.00 | 400,000.00 | | 125,028.00 | 20,950.00 | 104,078.00 | 17% |
| P.04.04.01 | Capital Cost Support for New UCHC NUHM | -274,972.00 | 400,000.00 | | 125,028.00 | 20,950.00 | 104,078.00 | 17% |
| P.04.04.03 | Untied Grants for UCHCs NUHM | 589,660.00 | 3,000,000.00 | | 3,589,660.00 | 1,809,951.00 | 1,779,709.00 | 50% |
| P.04.06 | IEC/ BCC NUHM | 200,000.00 | | | 200,000.00 | | 200,000.00 | 0% |
| P.06.01 | MAS/ Community Groups NUHM | 200,000.00 | | | 200,000.00 | | 200,000.00 | 0% |

| | ASHA (Urban) NUHM | | | | | | | | #DIV/01 |
|---------|---|----------------------|----------------------|----------------------|----------------------|----------------------|----------------------|----------------------|------------|
| P.06.02 | Monitoring & Evaluation NUHM | 1,620,000.00 | 1,620,000.00 | 1,620,000.00 | 1,620,000.00 | 1,620,000.00 | 1,620,000.00 | 1,620,000.00 | 0% |
| P.08.01 | Baseline/ Endline Surveys NUHM | | | | | | | | #DIV/01 |
| P.08.03 | IT Based Monitoring Initiatives NUHM | 1,620,000.00 | 1,620,000.00 | 1,620,000.00 | 1,620,000.00 | 1,620,000.00 | 1,620,000.00 | 1,620,000.00 | 0% |
| P.10.01 | Support for Disease Control Programme Activities NUHM | | | | | | | | #DIV/01 |
| P.11 | EPF NUHM | 15,467,264.00 | 15,467,264.00 | 25,440,900.00 | 25,440,900.00 | 25,440,900.00 | 25,440,900.00 | 25,440,900.00 | #DIV/01 |
| P.12 | EPF Employer's Contribution NUHM | | | | | | | | #DIV/01 |
| | Total | 15,467,264.00 | 15,467,264.00 | 25,440,900.00 | 40,908,164.00 | 15,742,590.00 | 25,165,574.00 | 25,165,574.00 | 38% |

National Health Mission 2017-18
National Urban Health Mission

Siliguri

| Tally Code | Activities | Balance as on 01.04.2017 | Release | Refund | Available Fund | Expenditure as per FMR | Balance as on 31.10.2017 | % of Exp against Available fund |
|-------------------|---|--------------------------|--------------|--------|----------------|------------------------|--------------------------|---------------------------------|
| P.01 | Planning & Mapping NUHM | 6,626,497.00 | 9,427,600.00 | - | 16,054,097.00 | 6,702,592.00 | 9,351,505.00 | 42% |
| P.01.01 | Metro Cities - Planning & Mapping NUHM | - | - | - | - | - | - | #DIV/0! |
| P.01.02 | Million+ Cities - Planning & Mapping NUHM | - | - | - | - | - | - | #DIV/0! |
| P.01.03 | Cities (1 lakh to 10 lakh Population) - Planning & Mapping NUHM | - | - | - | - | - | - | #DIV/0! |
| P.01.04 | Towns (50,000 to 1 lakh Population) - Planning & Mapping NUHM | - | - | - | - | - | - | #DIV/0! |
| P.02 | Programme Management NUHM | 387,630.00 | 735,800.00 | - | 1,123,430.00 | 628,718.00 | 494,712.00 | 56% |
| P.02.03 | City PMU NUHM | 387,630.00 | 735,800.00 | - | 1,123,430.00 | 628,718.00 | 494,712.00 | 56% |
| P.02.03.01 | Human Resources CPMU NUHM | -29,579.00 | 735,800.00 | - | 706,221.00 | 494,272.00 | 211,949.00 | 70% |
| P.02.03.02 | Mobility Support CPMU NUHM | 85,302.00 | - | - | 85,302.00 | - | 85,302.00 | 0% |
| P.02.03.03 | Office Expenses CPMU NUHM | 331,907.00 | - | - | 331,907.00 | 134,446.00 | 197,461.00 | 41% |
| P.03 | Training & Capacity Building NUHM | 1,247,000.00 | - | - | 1,247,000.00 | 20,800.00 | 1,226,200.00 | 2% |
| P.03.01 | Orientation of Urban Local Bodies (ULB) NUHM | 74,000.00 | - | - | 74,000.00 | - | 74,000.00 | 0% |
| P.03.02 | Training of ANIM/ Paramedical Staff NUHM | 88,000.00 | - | - | 88,000.00 | - | 88,000.00 | 0% |
| P.03.05 | Training of Medical Officers NUHM | 1,040,000.00 | - | - | 1,040,000.00 | - | 1,040,000.00 | 0% |
| P.03.06 | Selection of MAS NUHM | 45,000.00 | - | - | 45,000.00 | 20,800.00 | 24,200.00 | 46% |
| P.03.07 | Other Trainings/ Orientations NUHM | 45,000.00 | - | - | 45,000.00 | 20,800.00 | 24,200.00 | 46% |
| P.04 | Strengthening of Health Services NUHM | 4,690,867.00 | 8,691,800.00 | - | 13,382,667.00 | 5,953,270.00 | 7,429,397.00 | 44% |
| P.04.01 | Outreach Services/ Camps/ UHNDs NUHM | 1,233,670.00 | - | - | 1,233,670.00 | 379,464.00 | 854,206.00 | 31% |
| P.04.01.01 | UHNDs NUHM | 579,350.00 | - | - | 579,350.00 | 194,648.00 | 384,702.00 | 34% |
| P.04.01.02 | Special Outreach Camps in Slums/ Vulnerable Areas NUHM | 654,320.00 | - | - | 654,320.00 | 184,816.00 | 469,504.00 | 28% |
| P.04.02 | ANIM/ LHV NUHM | 200,000.00 | - | - | 200,000.00 | - | 200,000.00 | 0% |
| P.04.02.01 | Salary for ANMs/ LHVs NUHM | 200,000.00 | - | - | 200,000.00 | - | 200,000.00 | 0% |
| P.04.02.02 | Mobility Support for ANMs/ LHVs NUHM | - | - | - | - | - | - | #DIV/0! |
| P.04.03 | Urban PHC (UPHC) NUHM | 2,973,156.00 | 7,491,800.00 | - | 10,464,956.00 | 5,461,591.00 | 5,003,365.00 | 52% |
| P.04.03.01 | Renovation/ Upgradation of Existing Facility to UPHC NUHM | 1,022,493.00 | - | - | 1,022,493.00 | - | 1,022,493.00 | 0% |
| P.04.03.02 | Building of New UPHC NUHM | - | - | - | - | - | - | #DIV/0! |
| P.04.03.02.A | Rent of UPHC NUHM | - | - | - | - | - | - | #DIV/0! |
| P.04.03.03.01.01a | Salary for Full Time MO UPHC NUHM | 440,000.00 | 1,180,000.00 | - | 1,620,000.00 | 1,449,506.00 | 170,494.00 | 89% |
| P.04.03.03.01.01b | Salary for Part Time MO UPHC NUHM | -1,339,129.00 | 2,779,300.00 | - | 1,440,171.00 | 942,410.00 | 497,761.00 | 65% |
| P.04.03.03.01.02 | Salary of Paramedical & Nursing Staff UPHC NUHM | -908,068.00 | 2,435,000.00 | - | 1,526,932.00 | 1,166,776.00 | 360,156.00 | 76% |
| P.04.03.03.01.03 | Salary of Support Staff UPHC NUHM | 840,000.00 | 220,000.00 | - | 1,060,000.00 | 776,453.00 | 283,547.00 | 73% |
| P.04.03.03.01.04 | Public Health Manager NUHM | - | - | - | - | - | - | #DIV/0! |
| P.04.03.03.02 | Office Expenses UPHC NUHM | 126,477.00 | 67,500.00 | - | 193,977.00 | 231,921.00 | -37,944.00 | 120% |
| P.04.03.03.03.01 | Upgradation of Maternity Homes NUHM | 2,260,106.00 | 810,000.00 | - | 2,260,106.00 | 311,385.00 | 1,948,721.00 | 14% |
| P.04.03.04 | United Grants to UPHCs NUHM | -391,622.00 | - | - | 418,378.00 | 381,889.00 | 36,489.00 | 91% |
| P.04.03.05 | Medicines & Consumables for UPHC NUHM | 922,899.00 | - | - | 922,899.00 | 201,251.00 | 721,648.00 | 22% |
| P.04.04 | Urban CHC (UCHC) NUHM | 11,836.00 | - | - | 11,836.00 | - | 11,836.00 | 0% |
| P.04.04.01 | Capital Cost Support for New UCHC NUHM | - | - | - | - | - | - | #DIV/0! |
| P.04.04.03 | United Grants for UCHCs NUHM | 11,836.00 | - | - | 11,836.00 | - | 11,836.00 | 0% |
| P.04.06 | IEC/ BCC NUHM | 272,205.00 | 1,200,000.00 | - | 1,472,205.00 | 112,215.00 | 1,359,990.00 | 8% |
| P.06 | Community Processes NUHM | 200,000.00 | - | - | 200,000.00 | - | 200,000.00 | 0% |
| P.06.01 | MAS/ Community Groups NUHM | 200,000.00 | - | - | 200,000.00 | - | 200,000.00 | 0% |



NATIONAL URBAN
HEALTH MISSION

**Meeting with SUDA
Implementation of NUHM
A Status Report**

Date: 06/12/2017

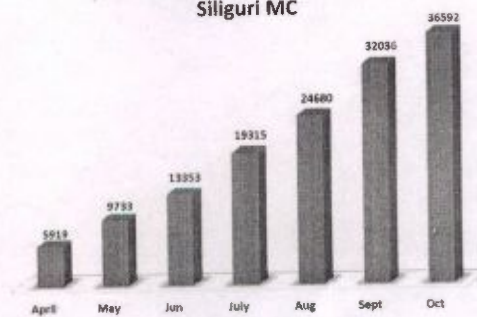
Functional Status of U-PHC

| District | ULB | Year of Approval of ULB | Total No. of U-PHC sanctioned | Total No. of U-PHC Functional | Total No. of U-PHC are yet to be Functional |
|-------------------|-----------------|-------------------------|-------------------------------|-------------------------------|---|
| Darjeeling | Siliguri MC | 2013-14 | 10 | 9 | 1 |
| Hooghly | Chandannagar MC | 2013-14 | 3 | 3 | 0 |
| Howrah | Howrah MC | 2013-14 | 27 | 12 | 15 |
| North 24 Parganas | Bidhannagar MC | 2014-15 | 12 | 10 | 2 |
| Paschim Bardhaman | Asansol MC | 2013-14 | 23 | 12 | 11 |
| | Durgapur MC | 2013-14 | 11 | 11 | 0 |
| Total | | | 86 | 57 | 29 |

OPD attendance at Functional U-PHC

| District | ULB | Year of Approval of ULB | Total No. of U-PHC Functional | Total no. of patients treated at OPD (Up to Oct -17) | Avg. No. of Patient treated at OPD per month per functional U-PHC (Up to Oct -17) |
|-------------------|-----------------|-------------------------|-------------------------------|--|---|
| Darjeeling | Siliguri MC | 2013-14 | 9 | 36592 | 581 |
| Hooghly | Chandannagar MC | 2013-14 | 3 | 30079 | 1432 |
| Howrah | Howrah MC | 2013-14 | 12 | 82228 | 979 |
| North 24 Parganas | Bidhannagar MC | 2014-15 | 10 | 161872 | 2312 |
| Paschim Bardhaman | Asansol MC | 2013-14 | 12 | 60739 | 723 |
| | Durgapur MC | 2013-14 | 11 | 97544 | 1267 |
| Total | | | 57 | 469054 | 1176 |

**Cumulative OPD attendance
Siliguri MC**



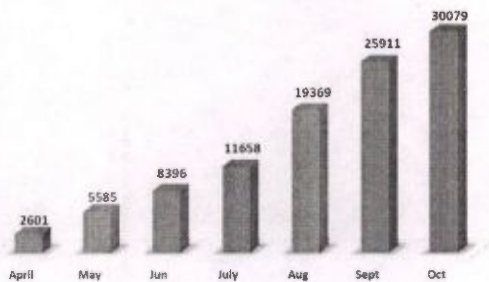


**Meeting with SUDA
Implementation of NUHM**

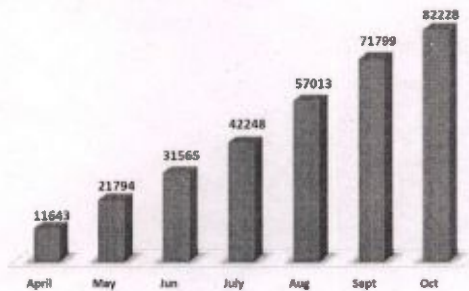
A Status Report

Date: 06/12/2017

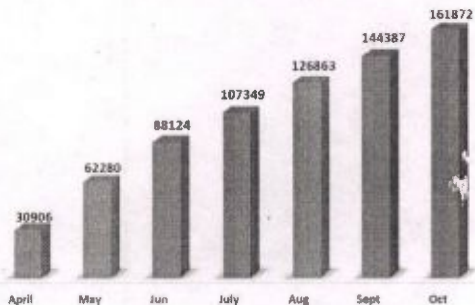
Cumulative OPD attendance
Chandannagar MC



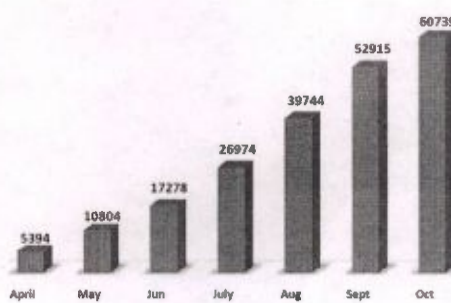
Cumulative OPD attendance
Howrah MC



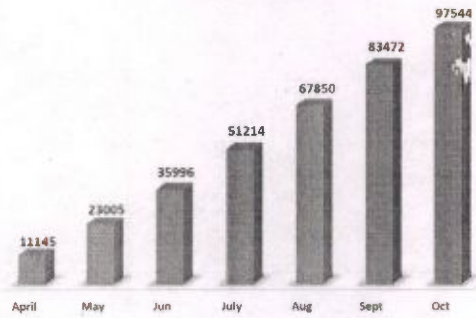
Cumulative OPD attendance
Bidhannagar MC



Cumulative OPD attendance
Asansol MC



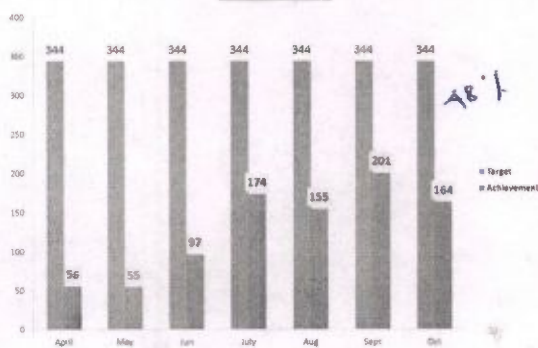
**Cumulative OPD attendance
Durgapur MC**



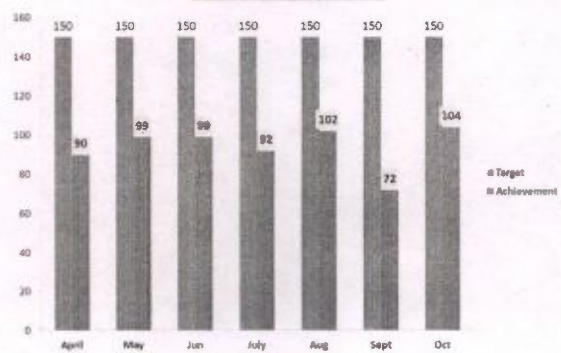
UHND held against approval

| District Name | ULB Name | Physical Progress 2017-18 (Upto Oct) | | | Financial Progress (Rs. in Lakh) 2017-18 (Upto Oct) | | | |
|-------------------|-----------------|---|-------------|------------------|--|------------------------|---|---------------------------------|
| | | Target | Achievement | % of achievement | Available Fund at ULB level during 2017-18 (Before Exp.) | Cumulative Expenditure | Expected expenditure against actual achievement | % of Exp. Against expected exp. |
| Darjeeling | Siliguri MC | 2408 | 738 | 31% | 5.79 | 1.95 | 1.85 | >100% |
| Hooghly | Chandannagar MC | 1050 | 658 | 63% | 2.51 | 1.64 | 1.65 | 99% |
| Howrah | Howrah MC | 5404 | 4944 | 91% | 15.87 | 10.09 | 12.36 | 82% |
| North 24 Parganas | Bidhannagar MC | 616 | 492 | 80% | 2.43 | 1.77 | 1.23 | >100% |
| Paschim Bardhaman | Asansol MC | 4228 | 1308 | 31% | 4.53 | 0.0 | 3.27 | 0% |
| | Durgapur MC | 1624 | 539 | 33% | 2.70 | 0.96 | 1.35 | 71% |

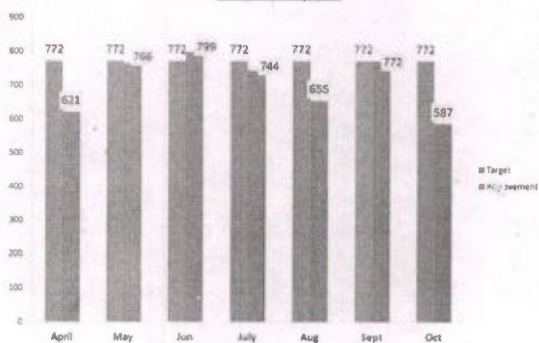
**Monthly achievement of UHND
Siliguri MC**



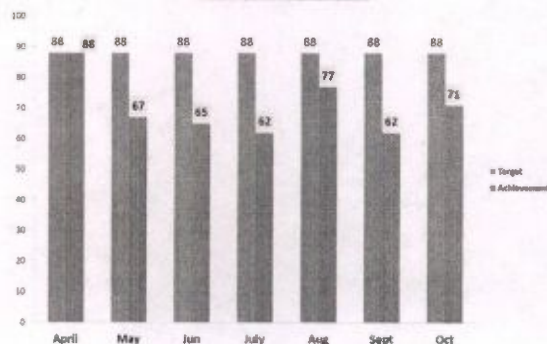
**Monthly achievement of UHND
Chandannagar MC**



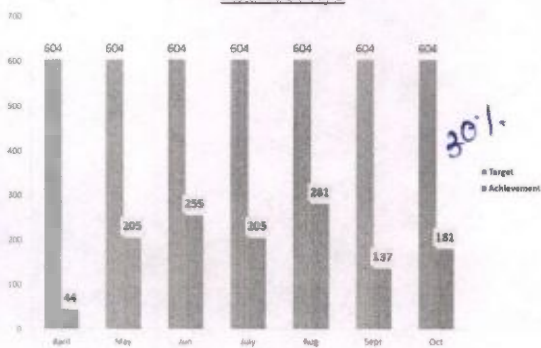
Monthly achievement of UHND
Howrah MC



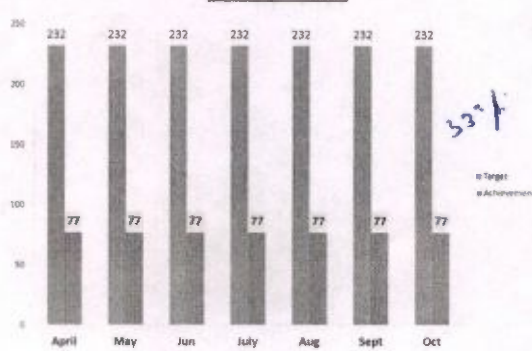
Monthly achievement of UHND
Bidhanagar MC



Monthly achievement of UHND
Asansol MC



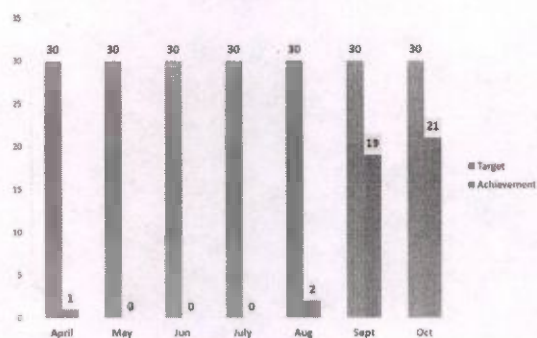
Monthly achievement of UHND
Durgapur MC



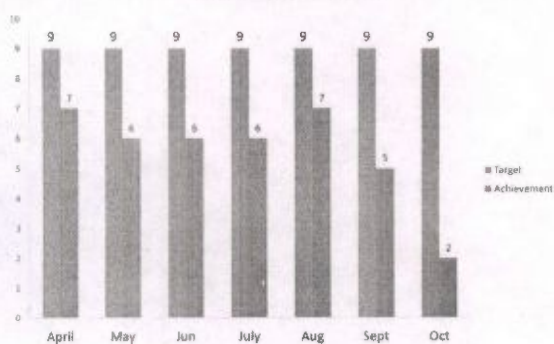
Special Outreach Camp held against approval

| District Name | ULB Name | Physical Progress | | | Financial Progress (Rs. in Lakh) | | | |
|-------------------|-----------------|--------------------|------------------------|------------------|--|------------------------|---|---------------------------------|
| | | 2017-18 (Upto Oct) | | | 2017-18 (Upto Oct) | | | |
| | | Target | Cumulative Achievement | % of achievement | Available Fund at ULB level during 2017-18 (Before Exp.) | Cumulative Expenditure | Expected expenditure against actual achievement | % of Exp. Against expected exp. |
| Darjeeling | Siliguri MC | 210 | 22 | 10% | 6.54 | 1.85 | 1.1 | >100% |
| Hooghly | Chandannagar MC | 63 | 39 | 62% | 2.90 | 1.95 | 1.95 | 100% |
| Howrah | Howrah MC | 567 | 482 | 85% | 29.12 | 18.25 | 24.1 | 76% |
| North 24 Parganas | Bidhannagar MC | 252 | 99 | 39% | 13.30 | 8.10 | 4.95 | >100% |
| Paschim Bardhaman | Asansol MC | 483 | 7 | 1% | 5.50 | 0.92 | 0.35 | >100% |
| | Durgapur MC | 231 | 79 | 34% | 8.47 | 3.52 | 3.95 | 89% |

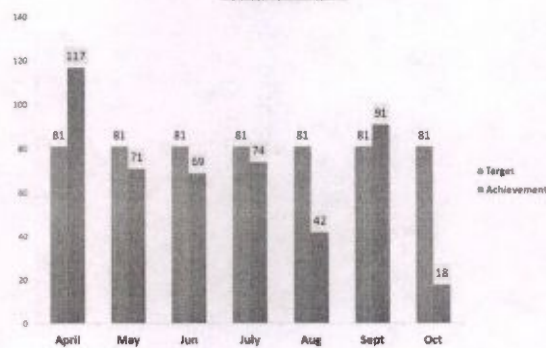
Monthly achievement of Special Outreach Camp Siliguri MC



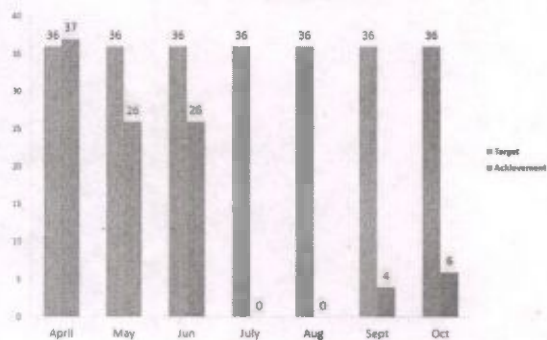
Monthly achievement of Special Outreach Camp Chandannagar MC




Monthly achievement of Special Outreach Camp Howrah MC



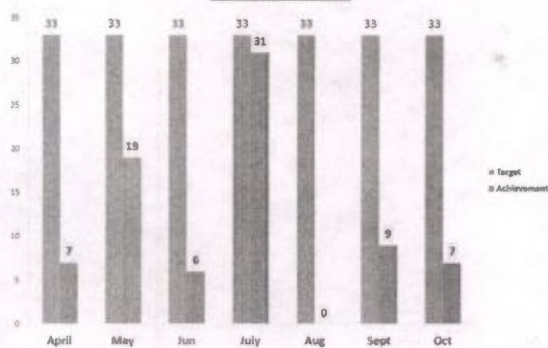
Monthly achievement of Special Outreach Camp
Bidhannagar MC



Monthly achievement of Special Outreach Camp
Asansol MC



Monthly achievement of Special Outreach Camp
Durgapur MC



HR status (upto 31.10.17)

| Division | U/SR Name | Total No. of U.PHC (Functional / Sanctioned) | FTMO (In-position) | PTMO (In-position) | Pharmacist (In-position) | Lab Tech (In-position) | Staff Nurse (In-position) | LOC (In-position) | Group D (In-position) | Total |
|-------------------|-----------------|--|--------------------|--------------------|--------------------------|------------------------|---------------------------|-------------------|-----------------------|-------|
| Divisional | Durgapur MC | 9 | 4 | 6 | 8 | 2 | 1 | 10 | 10 | 41 |
| Hooghly | Chandernagar MC | 3 | 3 | 2 | 3 | 0 | 0 | 3 | 3 | 14 |
| Hooghly | Bidhannagar MC | 12 | 13 | 12 | 22 | 18 | 3 | 12 | 12 | 92 |
| North 24 Parganas | Bidhannagar MC | 10 | 5 | 8 | 11 | 5 | 0 | 9 | 7 | 45 |
| West Bengal | Asansol MC | 12 | 19 | 9 | 16 | 0 | 1 | 0 | 0 | 45 |
| West Bengal | Durgapur MC | 11 | 7 | 10 | 10 | 0 | 0 | 11 | 11 | 49 |

Progress of New – Construction work of U-PHC (up-to 30.10.17)

| District Name | ULB Name | Year of Approval | No. of U-PHC approved for NC | No. of U-PHC sanctioned under U-LB | Tender Processed (No. in %) | Contract award started (No. in %) | % of Physical progress | Available Fund as U-LB Fund (Rs. in Lakh) | Commitment incurred (Rs. in Lakh) | % of Exp. against Avail. Fund as U-LB |
|-------------------|-----------------|------------------|------------------------------|------------------------------------|-----------------------------|-----------------------------------|---|---|-----------------------------------|---------------------------------------|
| Howrah | Siliguri MC | 2011-12 | 1 | 0 | 0 | 0 | 0% | 0.00 | 0.00 | 0% |
| Hooghly | Chandernagar MC | 2011-12 | 1 | 1 | 1 | 1 | 100% | 57.21 | 11.98 | 21% |
| Howrah | Howrah MC | 2011-12 | 14 | 6 | 6 | 1 | 15% | 75.00 | 0.00 | 0% |
| North 24 Parganas | Bidhannagar MC | 2011-12 | 5 | 3 | 3 | 2 | 1 no. – 70% 1 no. – 25% | 30.00 | 0.00 | 0% |
| Paschim Bardhaman | Asansol MC | 2011-12 | 12 | 11 | 11 | 7 | 3 nos. – 100% 1 no. – 85% 1 no. – 70% 2 nos. – 25% | 180.00 | 49.20 | 27% |
| | Durgapur MC | 2011-12 | 3 | 3 | 2 | 2 | 1 no. – 100% 1 no. – 25% | 40.53 | 6.72 | 17% |

Progress of Renovation work of U-PHC (up-to 30.10.17)

| District Name | ULB Name | Year of Approval | No. of U-PHC approved for NC | No. of U-PHC sanctioned under U-LB | Tender Processed (No. in %) | Contract award started (No. in %) | % of Physical progress | Available Fund as U-LB Fund (Rs. in Lakh) | Commitment incurred (Rs. in Lakh) | % of Exp. against Avail. Fund as U-LB |
|-------------------|-----------------|------------------|------------------------------|------------------------------------|-----------------------------|-----------------------------------|--|---|-----------------------------------|---------------------------------------|
| Howrah | Siliguri MC | 2011-12 | 9 | 9 | 8 | 8 | 100% | 10.22 | 0.00 | 0% |
| Hooghly | Chandernagar MC | 2011-12 | 2 | 2 | 2 | 2 | 100% | 7.11 | 3.81 | 54% |
| Howrah | Howrah MC | 2011-12 | 13 | 11 | 11 | 11 | 10 nos. – 100% 1 no. – 2 | 34.56 | 9.99 | 29% |
| North 24 Parganas | Bidhannagar MC | 2011-12 | 7 | 7 | 7 | 7 | 3 nos. – 100% 3 nos. – 85% 1 no. – 60% | 60.00 | 30.00 | 50% |
| Paschim Bardhaman | Asansol MC | 2011-12 | 11 | 11 | 11 | 11 | 100% | 17.37 | 40.46 | >100% |
| | Durgapur MC | 2011-12 | 8 | 8 | 8 | 8 | 100% | 30.34 | 19.04 | 63% |

Status report of Lab Technician in-position and Laboratory functional under NUHM

| Name of District | Name of ULB | No. of U-PHC sanctioned | No. of U-PHC functional | No. of L.T. In position | No. of Lab functional |
|-------------------|-----------------|-------------------------|-------------------------|-------------------------|-----------------------|
| Darjeeling | Siliguri MC | 10 | 9 | 2 | 4 |
| Hooghly | Chandannagar MC | 3 | 3 | 0 | 0 |
| Howrah | Howrah MC | 27 | 12 | 16 | 0 |
| North 24 Parganas | Bidhannagar MC | 12 | 10 | 3 | 0 |
| Paschim Bardhaman | Asansol MC | 23 | 12 | 3 | 0 |
| | Durgapur MC | 11 | 11 | 2 | 1 |

Thank you

GOVERNMENT OF WEST BENGAL
HEALTH & FAMILY WELFARE DEPARTMENT
NATIONAL HEALTH MISSION (NHM)
GN -29, 2nd FLOOR, GRANTHAGAR BHAWAN,
SWASTHYA BHAWAN PREMISES, SECTOR -V
SALT LAKE, BIDHANNAGAR, KOLKATA - 700 091.

033 - 2333-0432, 033 - 2357 - 7930,
Email ID: spmu.nuhm@gmail.com; website: www.wbhealth.gov.in

Memo No. HFW/NUHM-619/2015/1851

Date: 01.09.2017

From : **Additional Secretary (H. &F.W.) &
Additional Mission Director, NHM**
Government of West Bengal

To : **Chief Medical Officer of Health**
(Hooghly / Howrah / Murshidabad / Nadia)

Sub: Bi-monthly NUHM review meeting with District & ULBs


Madam / Sir,

A meeting will be held on **13.09.2017 at 10.30 A.M.** to review the implementation status of NUHM in different ULBs of your district. You are requested to make it convenient to attend the meeting along with the district level personnel mentioned below. The Mayor / Chairperson of the concerned ULBs may be requested to send his / her representative. The ULBs may please be informed to send the below mentioned persons to attend the meeting.

Venue: 2nd Floor, Auditorium Hall, Swasthya Bhawan, Kolkata - 700 091.

| Level | Participants |
|-----------------------|--|
| District | 1. CMOH 2. One District level officer, who is looking after NUHM 3. DPC / DSM 4. DAM / Accounts Manager, NUHM |
| Municipal Corporation | 1. MMIC, Health 2. Commissioner, Municipal Corporation 3. Nodal Officer, NUHM 4. Urban Health Planning & Monitoring Manager, NUHM |
| Municipality | 1. CIC, Health 2. Executive Officer, Municipality 3. Nodal Officer, NUHM 4. Public Health Manager, NUHM |

Yours faithfully,


**Addl. Secretary (H. &F.W.) &
Addl. Mission Director, NHM**

Copy forwarded for information and necessary action to:

1. **Mayor**, (Chandannagar / Howrah) Municipal Corporation.
2. **Chairman** (Arambag / Baidyabati / Bansberia / Bhadreswar / Champdany / Dankuni / Hooghly - Chinsurah / Konnagar / Rishra / Serampore / Uttarpara Kotrung / Chakdah / Gayeshpur / Haringhata / Kalyani / Krishnanagar / Nabadwip / Ranaghat / Santipur / Uluberia / Berhampur / Dhulian / Jangipur / Jiaganj-Azimganj / Kandi) Municipalities under NUHM.
3. **Sr. Accounts Officer, NHM** with a request to attend the said meeting.
4. **State Accounts Manager, NHM** with a request to attend the said meeting.
5. **IT cell, Swasthya Bhawan** for web posting

Anandindha Ghosh

Addl. Secretary (H. &F.W.) &
Addl. Mission Director, NHM

Copy forwarded for information to:

1. **Secretary**, Municipal Affairs Deptt. Govt. of W.B.
2. **Director**, State Urban Development Agency (SUDA) with a request to nominate his representative to attend the meeting.
3. **District Magistrate**, (Hooghly / Howrah / Murshidabad / Nadia).

Anandindha Ghosh

Addl. Secretary (H. &F.W.) &
Addl. Mission Director, NHM

GOVERNMENT OF WEST BENGAL
HEALTH & FAMILY WELFARE DEPARTMENT
NATIONAL HEALTH MISSION (NHM)
GN -29, 2nd FLOOR, GRANTHAGAR BHAWAN,
SWASTHYA BHAWAN PREMISES, SECTOR -V
SALT LAKE, BIDHANNAGAR, KOLKATA - 700 091.

033 - 2333-0432; 033 - 2357 - 7930,
Email ID: spmu.nuhm@gmail.com; website: www.wbhealth.gov.in

Memo No. HFW/NUHM-619/2015/1852

Date: 01.09.2017

From : **Additional Secretary (H. &F.W.) &
Additional Mission Director, NHM**
Government of West Bengal

To : **Chief Medical Officer of Health**
(Basirhat HD / North 24 Parganas)

Sub: Bi-monthly NUHM review meeting with District & ULBs

Sir,

A meeting will be held on **14.09.2017 at 10.30 A.M.** to review the implementation status of NUHM in different ULBs of your district. You are requested to make it convenient to attend the meeting along with the district level personnel mentioned below. The Mayor / Chairperson of the concerned ULBs may be requested to send his / her representative. The ULBs may please be informed to send the below mentioned persons to attend the meeting.

Venue: 2nd Floor, Conference Hall, Institute of Health & Family Welfare, Swasthya Bhawan Campus, Kolkata - 700 091.


| Level | Participants |
|-----------------------|--|
| District | 1. CMOH 2. One District level officer, who is looking after NUHM 3. DPC / DSM 4. DAM / Accounts Manager, NUHM |
| Municipal Corporation | 1. MMIC, Health 2. Commissioner, Municipal Corporation 3. Nodal Officer, NUHM 4. Urban Health Planning & Monitoring Manager, NUHM |
| Municipality | 1. CIC, Health 2. Executive Officer, Municipality 3. Nodal Officer, NUHM 4. Public Health Manager, NUHM |

Yours faithfully,

Aravinda Ghosh
Addl. Secretary (H. &F.W.) &
Addl. Mission Director, NHM

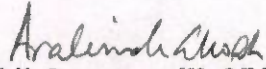
Copy forwarded for information and necessary action to:

1. **Mayor**, Bidhannagar Municipal Corporation.
2. **Chairman** (Baduria / Basirhat / Ashoknagar Kalyangarh / Bangaon / Baranagar / Barasat / Barrackpore / Bhatpara / Dum Dum / Garulia / Habra / Halisahar / Kamarhati / Kanchrapara / Khardah / Madhyamgram / Naihati / New Barrackpore / North Barrackpore / North Dum Dum / Panihati / South Dum Dum / Titagarh) Municipalities under NUHM.
3. **Sr. Accounts Officer, NHM** with a request to attend the said meeting.
4. **State Accounts Manager, NHM** with a request to attend the said meeting.
5. **IT cell, Swasthya Bhawan** for web posting


**Addl. Secretary (H. &F.W.) &
Addl. Mission Director, NHM**

Copy forwarded for information to:

1. **Secretary**, Municipal Affairs Deptt. Govt. of W.B.
2. **Director**, State Urban Development Agency (SUDA) with a request to nominate his representative to attend the meeting.
3. **District Magistrate**, North 24 Parganas.


**Addl. Secretary (H. &F.W.) &
Addl. Mission Director, NHM**

GOVERNMENT OF WEST BENGAL
HEALTH & FAMILY WELFARE DEPARTMENT
NATIONAL HEALTH MISSION (NHM)
GN -29, 2nd FLOOR, GRANTHAGAR BHAWAN,
SWASTHYA BHAWAN PREMISES, SECTOR -V
SALT LAKE, BIDHANNAGAR, KOLKATA - 700 091.

033 - 2333-0432, 033 - 2357 - 7930,

Email ID: spmu.nuhm@gmail.com; website: www.wbhealth.gov.in

Memo No. HFW/NUHM-619/2015/1853

Date: 01.09.2017

From : **Additional Secretary (H. &F.W.) &
Additional Mission Director, NHM**
Government of West Bengal

To : **Chief Medical Officer of Health,**
(Paschim Bardhaman / Bankura / Birbhum / Bishnupur HD / Purba Bardhaman / Purulia /
Rampurhat HD / Jhargram / Nandigram HD / Paschim Medinipur / Purba Medinipur / South 24
Parganas / Diamond Harbour HD)

Sub: Bi-monthly NUHM review meeting with District & ULBs

Sir,

A meeting will be held on **15.09.2017 at 10.30 A.M.** to review the implementation status of NUHM in different ULBs of your district. You are requested to make it convenient to attend the meeting along with the district level personnel mentioned below. The Mayor / Chairperson of the concerned ULBs may be requested to send his / her representative. The ULBs may please be informed to send the below mentioned persons to attend the meeting.

**Venue: 2nd Floor, Conference Hall, Institute of Health & Family Welfare, Swasthya
Bhawan Campus, Kolkata – 700 091.**

| Level | Participants |
|-----------------------|--|
| District | 1. CMOH 2. One District level officer, who is looking after NUHM 3. DPC / DSM 4. DAM / Accounts Manager, NUHM |
| Municipal Corporation | 1. MMIC, Health 2. Commissioner, Municipal Corporation 3. Nodal Officer, NUHM 4. Urban Health Planning & Monitoring Manager, NUHM |
| Municipality | 1. CIC, Health 2. Executive Officer, Municipality 3. Nodal Officer, NUHM 4. Public Health Manager, NUHM |

Yours faithfully,

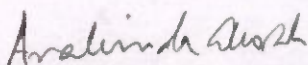
Aravind Kumar
**Addl. Secretary (H. &F.W.) &
Addl. Mission Director, NHM**

Memo No. HFW/NUHM-619/2015/1853/1(5)

Date: 01.09.2017

Copy forwarded for information and necessary action to:

1. **Mayor**, Asansol Municipal Corporation / Durgapur Municipal Corporation.
2. **Chairman** (Bankura / Bolpur / Suri / Bishnupur / Burdwan / Kalna / Katwa / Purulia / Rampurhat / Jhargram / Contai / Ghatal / Kharagpur / Medinipur / Haldia / Panskura / Tamralipta / Baruipur / Budge Budge / Maheshtala / Rajpur Sonarpur / Diamond Harbour) Municipalities under NUHM.
3. **Sr. Accounts Officer, NHM** with a request to attend the said meeting.
4. **State Accounts Manager, NHM** with a request to attend the said meeting.
5. **IT cell, Swasthya Bhawan** for web posting



Addl. Secretary (H. &F.W.) &
Addl. Mission Director, NHM

Memo No. HFW/NUHM-619/2015/1853/2(3)

Date: 01.09.2017

Copy forwarded for information to:

1. **Secretary**, Municipal Affairs Deptt. Govt. of W.B.
2. **Director**, State Urban Development Agency (SUDA) with a request to nominate his representative to attend the meeting.
3. **District Magistrate**, (Paschim Bardhaman / Bankura / Birbhum / Purba Bardhaman / Purulia / Jhargram / Paschim Medinipur / Purba Medinipur / South 24 Parganas).


Addl. Secretary (H. &F.W.) &
Addl. Mission Director, NHM

Health & Family Welfare Department

Swasthya Bhawan, 'B' Wing (4th Floor)

GN-29, Sector V, Salt Lake,

Bidhannagar, Kolkata-700 091.

Phone: 033-2357 3625 Fax: 2357 7909

e-Mail ID: mdnrhm@wbhealth.gov.in/cfw@wbhealth.gov.in

Memo No. HFW / NUHM - 1008 / 2017 / 1840

Date: 01.09.2017

From : Mission Director, NHM & Secretary,
Government of West Bengal

To : Chief Medical Officer of Health, (Howrah / Nadia)


Sub: Dissemination workshop regarding preparedness of NUHM to the NCD challenges

Madam / Sir,

Apropos to the captioned subject, I am to inform you that a dissemination workshop will be held on 08.09.2017 at 2nd Floor, Auditorium hall, Swasthya Sathi building, WBMSCL from 11.00 A.M. to discuss the findings of the study undertaken by WHO at 4 ULBs (Howrah MC, Uluberia, Krishnanagar and Ranaghat Municipalities) for preparedness of NUHM to the NCD challenges. The Deputy Commissioner (Urban Health), MoHFW, Gol will remain present in this workshop.

| Level | Participants |
|-----------------------|--|
| District | 1. CMOH 2. Deputy CMOH-II |
| Municipal Corporation | 1. Nodal Officer, NUHM 2. Health Officer 3. Urban Health Planning & Monitoring Manager, NUHM |
| Municipality | 1. Nodal Officer, NUHM 2. Health Officer 3. Public Health Manager, NUHM |

Yours faithfully,



Mission Director, NHM & Secretary,
Government of West Bengal

Memo No. HFW / NUHM - 1008 / 2017 / 1840 / 1(5)

Date: 01.09.2017

Copy forwarded for information and necessary action to:

1. **Director (SUDA), Govt. of West Bengal.**
2. **Commissioner, Howrah Municipal Corporation.**
3. **Jt. DHS, NCD, Swasthya Bhawan with a request to attend the said workshop.**
4. **DDHS (NCD-II), Swasthya Bhawan with a request to attend the said workshop.**
5. **Executive Officer, (Uluberia / Krishnanagar / Ranaghat) Municipalities.**



**Addl. Secretary &
Addl. Mission Director, NHM
Government of West Bengal**

Memo No. HFW / NUHM - 1008 / 2017 / 1840 / 2 (1)

Date: 01.09.2017

Copy forwarded for information to:

1. **Deputy Commissioner (Urban Health), MoHFW, Gol.**


**Addl. Secretary &
Addl. Mission Director, NHM
Government of West Bengal**

SUDA**STATE URBAN DEVELOPMENT AGENCY****HEALTH WING****"ILGUS BHAVAN"****H-C BLOCK, SECTOR-III, BIDHANNAGAR, CALCUTTA-700 091
West Bengal**Ref No. **SUDA-Health/NUHM/429/16/81(06)**Date **07.07.2017****From : Director, SUDA****To : The Commissioner
Asansol / Bidhannagar / Chandernagore /
Durgapur / Howrah / Siliguri Municipal Corporation****Sub. : Resolution of Bi-monthly Review Meeting on NUHM with the
representatives of ULBs and District Health Officials.****Sir / Madam,**

You are aware that Bi-monthly meetings held to review the implementation status of NUHM on 15.06.2017, 23.06.2017, 27.06.2017 & 28.06.2017. Resolution of the said meeting sent by the Commissioner, Health & Family Welfare & Addl. Mission Director, NHM is forwarded to you for taking necessary action accordingly.

Thanking you.

Yours faithfully,

Enclo. :
Director, SUDA**SUDA-Health/NUHM/429/16/81(06)/1(6)****Dt. .. 07.07.2017**

CC

**The Mayor, Asansol / Bidhannagar / Chandernagore / Durgapur /
Howrah / Siliguri Municipal Corporation**
Director, SUDA**SUDA-Health/NUHM/429/16/81(06)/2(1)****Dt. .. 07.07.2017**

CC

The Commissioner, Health & Family Welfare & Addl. Mission Director, NHM
Director, SUDA

Resolution of Bi-monthly Review Meeting on NUHM with the representatives of ULBs and Districts Health Officials:

State level bi-monthly meetings to review the implementation status of NUHM were held on 15.06.2017, 23.06.2017, 27.06.2017 and 28.06.2017 with the representatives of ULBs and Districts Health Officials as mentioned in the table below.


| Date of Meeting | District | Name of ULB participated | Place of Meeting | Participants List |
|-----------------|---|--|------------------|-------------------|
| 15.06.2017 | 1) Alipurduar 2) Cooch Behar 3) Dakhin Dinajpur 4) Darjeeling 5) Jalpaiguri 6) Malda 7) Uttar Dinajpur | Siliguri MC, Alipurduar, Cooch Behar, Gangarampur, Jalpaiguri, English Bazar, Old Malda, Islampur, Kaliaganj, Raiganj | Siliguri | <i>Annex.-I</i> |
| 23.06.2017 | 1) North 24 Parganas 2) Basirhat HD | Bidhannagar MC, AshoknagarKalyangarh, BangaonBaranagar, Barasat, Barrackpore, Bhatpara, Dum Dum, Garulia, Habra, Halisahar, Kamarhati, Kanchrapara, Khardah, Madhyamgram, Naihati, New Barrackpore, North Barrackpore, North Dum Dum, Panihati, South Dum Dum, Titagarh, Baduria, Basirhat | Barasat | <i>Annex.-II</i> |
| 27.06.2017 | 1) Hooghly 2) Howrah 3) Murshidabad 4) Nadia | Howrah MC, Chandannagore MC, Arambag, Baidyabati, Bansberia, Bhadreswar, Champdany, Dankuni, Hooghly - Chinsurah, Konnagar, Rishra, Serampore, Chakdah, Gayeshpur, Haringhata, Kalyani, Krishnanagar, Nabadwip, Ranaghat, Santipur, Uluberia, Berhampur, Jangipur, Jiaganj-Azimganj, Kandi | Swasthya Bhawan | <i>Annex.-III</i> |
| 28.06.2017 | 1) Purba Bardhaman 2) Paschim Bardhaman 3) Bankura 4) Birbhum 5) Bishnupur HD 6) Purulia 7) Rampurhat HD 8) Jhargram 9) Nandigram HD 10) Paschim Medinipur 11) Purba Medinipur 12) South 24 Parganas 13) Diamond Harbour HD | Asansol MC, Durgapur MC, Bankura, Bolpur, Suri, Bishnupur, Burdwan, Kalna, Purulia, Rampurhat, Jhargram, Contai, Ghatal, Kharagpur, Medinipur, Haldia, Panskura, Tamralipta, Baruipur, Budge Budge, Maheshtala, RajpurSonarpur, Diamond Harbour | Swasthya Bhawan | <i>Annex.-IV</i> |

Performances of ULBs and Districts were reviewed and following decisions were taken:

- i) Out of 458 U-PHC approved under NUHM 416 are functioning till date. Concerned ULBs were requested to start the OPD at all the approved U-PHC within 31st July, 2017.
- ii) House to House Survey for Vector Borne Disease Control Programme for detection of dengue has been started in ULBs from May, 2017 and will continue till October, 2017. ULBs were requested to supervise the same as per programme modalities.
- iii) ULBs were requested to prepare and submit yearly micro-plan for Routine Immunisation (RI) and monthly micro-plan for UHND. Monthly UHND micro-plan is to be submitted to the concerned district within 20th of the preceding month. DMCHO and DPHNO will oversee preparation of micro-plan and will provide necessary support to the ULBs for preparation and submission of micro-plan for RI and UHND.
- iv) User ID and password of HMIS portal for all the ULBs have been shared with all concerned. Facility wise HMIS reporting of urban health facilities (U-CHC/U-PHC/Maternity Home) should be started with effect from April, 2017. Districts will complete the training of ULBs on revised HMIS format by 31st July, 2017.
- v) A number of posts under NUHM remain vacant at different DPMUs and ULBs. All concerned were requested to advertise for all vacant posts by 31st July, 2017 to recruit the HR in the vacant posts. ULBs were requested to complete engagement process of HR (Part-time MO & LDC) before the next state level bi-monthly review meeting.
- vi) ULBs were requested to organise special outreach camps. Ward councillors need to be involved actively in planning and organising the Special Outreach camp in their respective areas. Micro-plan are to be prepared to organise Special Outreach camp at every functional U-PHC. Nodal Officers/Public Managers (where present) will prepare the micro-plan for Special Outreach camp.
- vii) All renovation works are to be completed before the next state level bi-monthly review meeting.
- viii) Progress of new construction in most of the places is very slow. In this condition it has been decided that a U-PHC wise time line will be fixed to complete the new construction and communicate it to CMOHs by July, 2017. Construction work for new U-PHC will be reviewed according to this time schedule.
- ix) Excepting very few, utilisation of twenty percent (20%) earmarked fund for procurement of medicines by the ULBs are very low. Considering the poor utilisation of 20% fund procurement of medicines by ULBs, it is decided that fund for procurement of medicine and consumables will be placed on requisition to those ULBs only, who spent such fund allotted to them on earlier occasions.

- x) CMOHs of Districts and CMOHs will disburse fund ULBs as per requirement and requisition of the concerned ULBs.
- xi) All were requested to expedite the process of formation of MAS. Report of formation of MAS are to be sent to the State through district within August 2017, in prescribed format. CMOHs were requested to complete district level ToT on MAS within July, 2017.
- xii) Training of HHW on ASHA module is expected to start from August, 2017. Hence work area demarcation of HHWs should be completed by ULBs within August, 2017 as per population norms.

Meetings were concluded with thanks from and to the chair and all concerned were requested to take necessary steps as per issues resolved in the meeting.


Commissioner H&FW &
Addl. Mission Director, NHM
West Bengal

FY 2017-18

| FMR Code | Budget Head | Asansol MC | | | | |
|-----------|---|-------------------|-----------------------------|-------------------|------------------|-------------------|
| | | Opening Balance | Fund released upto June, 17 | Available Balance | SOE upto May, 17 | Balance |
| 1.3 | Planning & Mapping | - | - | - | - | - |
| | Sub total Planning and Mapping => | - | - | - | - | - |
| 2.3.1 | Consultant (Epidemiologist) | (154,733) | 480,000 | 325,267 | 88,000 | 237,267 |
| 2.3.1 | Urban Health Planning & Monitoring Manager | | | | | |
| 2.3.1 | Accounts Manager | | | | | |
| 2.3.1 | Data Manager | | | | | |
| 2.3.1 | Computer Assistant | | | | | |
| 2.3.1 | Data Entry Operator | | | | | |
| 2.3.2 | Mobility Support | 108,000 | - | 108,000 | - | 108,000 |
| 2.3.3 | Office Expenses | 405,725 | - | 405,725 | 8,954 | 396,771 |
| | Sub total City PMU => | 358,992 | 480,000 | 838,992 | 96,954 | 742,038 |
| 3.1 | Orientation of ULBs | 233,745 | - | 233,745 | - | 233,745 |
| 3.2 | Training of ANMs | - | - | - | - | - |
| 3.3 | Training of MOs | 55,000 | - | 55,000 | - | 55,000 |
| 3.5 | Orientation of MAS | 1,041,000 | - | 1,041,000 | - | 1,041,000 |
| 3.6 | Selection and Training of ASHA | 165,000 | - | 165,000 | - | 165,000 |
| 3.7 | Other training and orientation | 24,000 | - | 24,000 | 4,547 | 19,453 |
| | Sub total Training & Capacity Building => | 1,518,745 | - | 1,518,745 | 4,547 | 1,514,198 |
| 4.1.1 | UHND | 232,500 | - | 232,500 | - | 232,500 |
| 4.1.2 | Special Outreach Camp | 550,390 | - | 550,390 | 72,495 | 477,895 |
| 4.2.1 | Salary for ANMs | - | - | - | - | - |
| 4.2.2 | Mobility Support | - | - | - | - | - |
| 4.3.1 | Renovation and upgradation of UPHC | 1,737,335 | - | 1,737,335 | - | 1,737,335 |
| 4.3.3.1.1 | Salary for Full time MO | (3,410,266) | 6,120,000 | 2,709,734 | 1,769,862 | 939,872 |
| 4.3.3.1.1 | Salary for Part time MO | | | | | |
| 4.3.3.1.2 | Staff Nurse | 229,265 | 893,000 | 1,122,265 | 405,360 | 716,905 |
| 4.3.3.1.2 | Pharmacist | | | | | |
| 4.3.3.1.2 | Lab. Technician | | | | | |
| 4.3.3.1.3 | Support Staff (One LDC and one Group D) | 252,000 | - | 252,000 | - | 252,000 |
| 4.3.3.1.4 | Public Health Manager | - | - | - | - | - |
| 4.3.3.1.5 | Office Expenses for UPHCS | 90,000 | - | 90,000 | - | 90,000 |
| 4.3.3.2 | Upgradation of Maternity Homes | 7,500,000 | - | 7,500,000 | - | 7,500,000 |
| 4.3.2 | Building of new U-PHC | 18,000,000 | - | 18,000,000 | 1,939,543 | 16,060,457 |
| 4.3.3 | Rent for U-PHC | 360,000 | - | 360,000 | - | 360,000 |
| 4.3.4 | Untied grant for UPHCS | 688,000 | - | 688,000 | 165,030 | 522,970 |
| 4.3.5 | Medicines and consumables for UPHCS | 1,351,200 | - | 1,351,200 | - | 1,351,200 |
| 4.4.3 | Untied grant for UCHCS | 532,000 | - | 532,000 | - | 532,000 |
| 4.6 | JEC / BCC | 2,253,000 | - | 2,253,000 | - | 2,253,000 |
| | Sub total Strengthening of Health Service => | 30,365,424 | 7,013,000 | 37,378,424 | 4,352,290 | 33,026,134 |
| 6.1 | MAS | 100,000 | - | 100,000 | - | 100,000 |
| 6.2 | ASHA | - | - | - | - | - |
| | Sub total Community Process => | 100,000 | - | 100,000 | - | 100,000 |
| 8.3 | IT based Monitoring Initiatives | 1,440,000 | - | 1,440,000 | - | 1,440,000 |
| | Sub total Monitoring & Evaluation => | 1,440,000 | - | 1,440,000 | - | 1,440,000 |
| | Grand Total => | 33,783,161 | 7,493,000 | 41,276,161 | 4,453,791 | 36,822,370 |

Statement of Expenditure under NUHM

FY 2017-18

| FMR Code | Budget Head | Bidhannagar MC | | | | Balance |
|-----------|---|-----------------|---------------------------------------|-------------------|------------------|-----------|
| | | Opening Balance | Fund released <i>up to June 27</i> | Available Balance | SOE upto May, 17 | |
| 1.3 | Planning & Mapping | - | - | - | - | - |
| | Sub total Planning and Mapping => | - | - | - | - | - |
| 2.3.1 | Consultant (Epidemiologist) | | | | | |
| 2.3.1 | Urban Health Planning & Monitoring Manager | | | | | |
| 2.3.1 | Accounts Manager | | | | 44,000 | (44,000) |
| 2.3.1 | Data Manager | | | | | |
| 2.3.1 | Computer Assistant | | | | | |
| 2.3.1 | Data Entry Operator | | | | | |
| 2.3.2 | Mobility Support | - | - | - | - | - |
| 2.3.3 | Office Expenses | - | - | - | - | - |
| | Sub total City PMU => | - | - | - | 44,000 | (44,000) |
| 3.1 | Orientation of ULBs | - | - | - | - | - |
| 3.2 | Training of ANMs | - | - | - | - | - |
| 3.3 | Training of MOs | - | - | - | - | - |
| 3.5 | Orientation of MAS | - | - | - | - | - |
| 3.6 | Selection and Training of ASHA | - | - | - | - | - |
| 3.7 | Other training and orientation | - | - | - | - | - |
| | Sub total Training & Capacity Building => | - | - | - | - | - |
| 4.1.1 | UHND | 37,750 | 66,000 | 103,750 | 60,750 | 43,000 |
| 4.1.2 | Special Outreach Camp | 35,000 | 540,000 | 575,000 | 385,000 | 190,000 |
| 4.2.1 | Salary for ANMs | - | - | - | - | - |
| 4.2.2 | Mobility Support | - | - | - | - | - |
| 4.3.1 | Renovation and upgradation of UPHC | - | - | - | - | - |
| 4.3.3.1.1 | Salary for Full time MO | (1,012,000) | 1,700,000 | 688,000 | 1,198,600 | (510,600) |
| 4.3.3.1.1 | Salary for Part time MO | | | | | |
| 4.3.3.1.2 | Staff Nurse | | | | | |
| 4.3.3.1.2 | Pharmacist | (264,804) | 1,067,000 | 802,196 | 370,920 | 431,276 |
| 4.3.3.1.2 | Lab. Technician | | | | | |
| 4.3.3.1.3 | Support Staff (One LDC and one Group D) | - | - | - | 204,000 | (204,000) |
| 4.3.3.1.4 | Public Health Manager | - | - | - | - | - |
| 4.3.3.1.5 | Office Expenses for UPHCS | - | - | - | 80,000 | (80,000) |
| 4.3.3.2 | Upgradation of Maternity Homes | - | - | - | - | - |
| 4.3.2 | Building of new U-PHC | - | - | - | - | - |
| 4.3.3 | Rent for U-PHC | - | - | - | - | - |
| 4.3.4 | Untied grant for UPHCS | - | - | - | - | - |
| 4.3.5 | Medicines and consumables for UPHCS | 1,000 | 500,000 | 501,000 | - | 501,000 |
| 4.4.3 | Untied grant for UCHCS | - | - | - | - | - |
| 4.6 | IEC / BCC | - | - | - | - | - |
| | Sub total Strengthening of Health Service => | (1,203,054) | 3,873,000 | 2,669,946 | 2,299,270 | 370,676 |
| 6.1 | MAS | - | - | - | - | - |
| 6.2 | ASHA | - | - | - | - | - |
| | Sub total Community Process => | - | - | - | - | - |
| 8.3 | IT based Monitoring Initiatives | - | - | - | - | - |
| | Sub total Monitoring & Evaluation => | - | - | - | - | - |
| | Grand Total => | (1,203,054) | 3,873,000 | 2,669,946 | 2,343,270 | 326,676 |

Statement of Expenditure under NUHM

FY 2017-18

| FMR Code | Budget Head | Chandernagore MC | | | | |
|-----------|---|------------------|-----------------------------|-------------------|------------------|-----------|
| | | Opening Balance | Fund released upto June, 17 | Available Balance | SOE upto May, 17 | Balance |
| 1.3 | Planning & Mapping | - | - | - | - | - |
| | Sub total Planning and Mapping => | - | - | - | - | - |
| 2.3.1 | Consultant (Epidemiologist) | | | | | |
| 2.3.1 | Urban Health Planning & Monitoring Manager | | | | | |
| 2.3.1 | Accounts Manager | (150,755) | 421,000 | 270,245 | 71,120 | 199,125 |
| 2.3.1 | Data Manager | | | | | |
| 2.3.1 | Computer Assistant | | | | | |
| 2.3.1 | Data Entry Operator | | | | | |
| 2.3.2 | Mobility Support | 108,000 | - | 108,000 | - | 108,000 |
| 2.3.3 | Office Expenses | 191,759 | - | 191,759 | 88,357 | 103,402 |
| | Sub total City PMU => | 149,004 | 421,000 | 570,004 | 159,477 | 410,527 |
| 3.1 | Orientation of ULBs | 11,840 | - | 11,840 | 5,940 | 5,900 |
| 3.2 | Training of ANMs | - | - | - | - | - |
| 3.3 | Training of MOs | 30,000 | - | 30,000 | - | 30,000 |
| 3.5 | Orientation of MAS | 276,000 | - | 276,000 | - | 276,000 |
| 3.6 | Selection and Training of ASHA | - | - | - | - | - |
| 3.7 | Other training and orientation | 12,000 | - | 12,000 | - | 12,000 |
| | Sub total Training & Capacity Building => | 329,840 | - | 329,840 | 5,940 | 323,900 |
| 4.1.1 | UHND | 181,000 | - | 181,000 | 47,250 | 133,750 |
| 4.1.2 | Special Outreach Camp | 20,000 | 135,000 | 155,000 | 65,000 | 90,000 |
| 4.2.1 | Salary for ANMs | 891,340 | - | 891,340 | - | 891,340 |
| 4.2.2 | Mobility Support | 57,500 | - | 57,500 | - | 57,500 |
| 4.3.1 | Renovation and upgradation of UPHC | 711,490 | - | 711,490 | - | 711,490 |
| 4.3.3.1.1 | Salary for Full time MO | (686,194) | 302,000 | (384,194) | 256,000 | (640,194) |
| 4.3.3.1.1 | Salary for Part time MO | | | | | |
| 4.3.3.1.2 | Staff Nurse | | | | | |
| 4.3.3.1.2 | Pharmacist | (20,353) | - | (20,353) | 101,160 | (121,513) |
| 4.3.3.1.2 | Lab. Technician | | | | | |
| 4.3.3.1.3 | Support Staff (One LDC and one Group D) | - | 84,000 | 84,000 | 69,710 | 14,290 |
| 4.3.3.1.4 | Public Health Manager | - | - | - | - | - |
| 4.3.3.1.5 | Office Expenses for UPHCS | 71,786 | - | 71,786 | 7,781 | 64,005 |
| 4.3.3.2 | Upgradation of Maternity Homes | - | - | - | - | - |
| 4.3.2 | Building of new U-PHC | 1,220,737 | - | 1,220,737 | 1,198,086 | 22,651 |
| 4.3.3 | Rent for U-PHC | - | - | - | - | - |
| 4.3.4 | Untied grant for UPHCS | 482,638 | - | 482,638 | 4,800 | 477,838 |
| 4.3.5 | Medicines and consumables for UPHCS | 187,000 | - | 187,000 | - | 187,000 |
| 4.4.3 | Untied grant for UCHCS | - | - | - | - | - |
| 4.6 | IEC / BCC | 103,400 | - | 103,400 | 8,750 | 94,650 |
| | Sub total Strengthening of Health Service => | 3,220,344 | 521,000 | 3,741,344 | 1,758,537 | 1,982,807 |
| 6.1 | MAS | 230,000 | - | 230,000 | - | 230,000 |
| 6.2 | ASHA | - | - | - | - | - |
| | Sub total Community Process => | 230,000 | - | 230,000 | - | 230,000 |
| 8.3 | IT based Monitoring Initiatives | 163 | - | 163 | - | 163 |
| | Sub total Monitoring & Evaluation => | 163 | - | 163 | - | 163 |
| | Grand Total => | 3,929,351 | 942,000 | 4,871,351 | 1,923,954 | 2,947,397 |

Statement of Expenditure under NUHM

FY 2017-18

| FMR Code | Budget Head | Durgapur MC | | | | |
|-----------|---|-------------------|-----------------------------|-------------------|------------------|-------------------|
| | | Opening Balance | Fund released upto June, 17 | Available Balance | SOE upto May, 17 | Balance |
| 1.3 | Planning & Mapping | - | - | - | - | - |
| | Sub total Planning and Mapping => | - | - | - | - | - |
| 2.3.1 | Consultant (Epidemiologist) | | | | | |
| 2.3.1 | Urban Health Planning & Monitoring Manager | | | | | |
| 2.3.1 | Accounts Manager | (235,655) | 852,000 | 616,345 | 115,120 | 501,225 |
| 2.3.1 | Data Manager | | | | | |
| 2.3.1 | Computer Assistant | | | | | |
| 2.3.1 | Data Entry Operator | | | | | |
| 2.3.2 | Mobility Support | (6,245) | 16,000 | 9,755 | 25,239 | (15,484) |
| 2.3.3 | Office Expenses | (63,285) | 79,000 | 15,715 | 3,262 | 12,453 |
| | Sub total City PMU => | (305,185) | 947,000 | 641,815 | 143,621 | 498,194 |
| 3.1 | Orientation of ULBs | 3,150 | - | 3,150 | - | 3,150 |
| 3.2 | Training of ANMs | - | - | - | - | - |
| 3.3 | Training of MOs | (324,500) | - | (324,500) | - | (324,500) |
| 3.5 | Orientation of MAS | 652,312 | - | 652,312 | - | 652,312 |
| 3.6 | Selection and Training of ASHA | - | - | - | - | - |
| 3.7 | Other training and orientation | 24,000 | - | 24,000 | 13,750 | 10,250 |
| | Sub total Training & Capacity Building => | 354,962 | - | 354,962 | 13,750 | 341,212 |
| 4.1.1 | UHND | 109,650 | 70,000 | 179,650 | - | 179,650 |
| 4.1.2 | Special Outreach Camp | 444,535 | 60,000 | 504,535 | 155,815 | 348,720 |
| 4.2.1 | Salary for ANMs | - | - | - | - | - |
| 4.2.2 | Mobility Support | - | - | - | - | - |
| 4.3.1 | Renovation and upgradation of UPHC | 3,034,014 | - | 3,034,014 | 1,258,464 | 1,775,550 |
| 4.3.3.1.1 | Salary for Full time MO | (916,381) | 2,250,000 | 1,333,619 | 747,747 | 585,872 |
| 4.3.3.1.1 | Salary for Part time MO | | | | | |
| 4.3.3.1.2 | Staff Nurse | | | | | |
| 4.3.3.1.2 | Pharmacist | 390,560 | 175,000 | 565,560 | 360,985 | 204,575 |
| 4.3.3.1.2 | Lab. Technician | | | | | |
| 4.3.3.1.3 | Support Staff (One LDC and one Group D) | (269,705) | 740,000 | 470,295 | 308,000 | 162,295 |
| 4.3.3.1.4 | Public Health Manager | - | - | - | - | - |
| 4.3.3.1.5 | Office Expenses for UPHCS | (230,443) | 315,000 | 84,557 | 5,000 | 79,557 |
| 4.3.3.2 | Upgradation of Maternity Homes | 9,773,200 | - | 9,773,200 | - | 9,773,200 |
| 4.3.2 | Building of new U-PHC | (646,508) | 4,700,000 | 4,053,492 | - | 4,053,492 |
| 4.3.3 | Rent for U-PHC | (72,000) | 72,000 | - | - | - |
| 4.3.4 | Untied grant for UPHCS | 397,047 | - | 397,047 | 56,525 | 340,522 |
| 4.3.5 | Medicines and consumables for UPHCS | 621,789 | - | 621,789 | 50,056 | 571,733 |
| 4.4.3 | Untied grant for UCHCS | 250,000 | - | 250,000 | - | 250,000 |
| 4.6 | IEC / BCC | (116,800) | - | (116,800) | 598,900 | (715,700) |
| | Sub total Strengthening of Health Service => | 12,768,958 | 8,382,000 | 21,150,958 | 3,541,492 | 17,609,466 |
| 6.1 | MAS | 780,000 | - | 780,000 | - | 780,000 |
| 6.2 | ASHA | - | - | - | - | - |
| | Sub total Community Process => | 780,000 | - | 780,000 | - | 780,000 |
| 8.3 | IT based Monitoring Initiatives | (27,778) | - | (27,778) | - | (27,778) |
| | Sub total Monitoring & Evaluation => | (27,778) | - | (27,778) | - | (27,778) |
| | Grand Total => | 13,570,957 | 9,329,000 | 22,899,957 | 3,698,863 | 19,201,094 |

Statement of Expenditure under NUHM

FY 2017-18

| FMR Code | Budget Head | Howrah MC | | | | |
|-----------|---|-----------------|-----------------------------|-------------------|------------------|------------|
| | | Opening Balance | Fund released upto June, 17 | Available Balance | SOE upto May, 17 | Balance |
| 1.3 | Planning & Mapping | - | - | - | - | - |
| | Sub total Planning and Mapping => | - | - | - | - | - |
| 2.3.1 | Consultant (Epidemiologist) | | | | | |
| 2.3.1 | Urban Health Planning & Monitoring Manager | | | | | |
| 2.3.1 | Accounts Manager | (120,270) | 405,000 | 284,730 | 186,528 | 98,202 |
| 2.3.1 | Data Manager | | | | | |
| 2.3.1 | Computer Assistant | | | | | |
| 2.3.1 | Data Entry Operator | | | | | |
| 2.3.2 | Mobility Support | 99,000 | - | 99,000 | 4,000 | 95,000 |
| 2.3.3 | Office Expenses | 411,769 | - | 411,769 | - | 411,769 |
| | Sub total City PMU => | 390,499 | 405,000 | 795,499 | 190,528 | 604,971 |
| 3.1 | Orientation of ULBs | 19,480 | - | 19,480 | 6,630 | 12,850 |
| 3.2 | Training of ANMs | - | - | - | - | - |
| 3.3 | Training of MOs | 110,000 | - | 110,000 | - | 110,000 |
| 3.5 | Orientation of MAS | 1,266,000 | - | 1,266,000 | - | 1,266,000 |
| 3.6 | Selection and Training of ASHA | - | - | - | - | - |
| 3.7 | Other training and orientation | 54,000 | - | 54,000 | - | 54,000 |
| | Sub total Training & Capacity Building => | 1,449,480 | - | 1,449,480 | 6,630 | 1,442,850 |
| 4.1.1 | UHND | 581,265 | - | 581,265 | 163,000 | 418,265 |
| 4.1.2 | Special Outreach Camp | (690,372) | 1,910,000 | 1,219,628 | 788,292 | 431,336 |
| 4.2.1 | Salary for ANMs | 187,389 | - | 187,389 | - | 187,389 |
| 4.2.2 | Mobility Support | 111,500 | - | 111,500 | 4,000 | 107,500 |
| 4.3.1 | Renovation and upgradation of UPHC | 6,256,138 | - | 6,256,138 | 998,998 | 5,257,140 |
| 4.3.3.1.1 | Salary for Full time MO | 3,945,298 | - | 3,945,298 | 1,200,533 | 2,744,765 |
| 4.3.3.1.1 | Salary for Part time MO | | | | | |
| 4.3.3.1.2 | Staff Nurse | | | | | |
| 4.3.3.1.2 | Pharmacist | (2,248,293) | 3,640,000 | 1,391,707 | 875,368 | 516,339 |
| 4.3.3.1.2 | Lab. Technician | | | | | |
| 4.3.3.1.3 | Support Staff (One LDC and one Group D) | 7,787 | 504,000 | 511,787 | 328,926 | 182,861 |
| 4.3.3.1.4 | Public Health Manager | - | - | - | - | - |
| 4.3.3.1.5 | Office Expenses for UPHCS | 720,000 | - | 720,000 | - | 720,000 |
| 4.3.3.2 | Upgradation of Maternity Homes | - | - | - | - | - |
| 4.3.2 | Building of new U-PHC | - | - | - | - | - |
| 4.3.3 | Rent for U-PHC | - | - | - | - | - |
| 4.3.4 | Untied grant for UPHCS | 1,971,251 | - | 1,971,251 | 7,475 | 1,963,776 |
| 4.3.5 | Medicines and consumables for UPHCS | 650,634 | - | 650,634 | - | 650,634 |
| 4.4.3 | Untied grant for UCHCS | (274,972) | 400,000 | 125,028 | - | 125,028 |
| 4.6 | IEC / BCC | 589,660 | - | 589,660 | 1,120,991 | (531,331) |
| | Sub total Strengthening of Health Service => | 11,807,285 | 6,454,000 | 18,261,285 | 5,487,583 | 12,773,702 |
| 6.1 | MAS | 200,000 | - | 200,000 | - | 200,000 |
| 6.2 | ASHA | - | - | - | - | - |
| | Sub total Community Process => | 200,000 | - | 200,000 | - | 200,000 |
| 8.3 | IT based Monitoring Initiatives | 1,620,000 | - | 1,620,000 | - | 1,620,000 |
| | Sub total Monitoring & Evaluation => | 1,620,000 | - | 1,620,000 | - | 1,620,000 |
| | Grand Total => | 15,467,264 | 6,859,000 | 22,326,264 | 5,684,741 | 16,641,523 |

Monthly Review meeting on 5.7.17

ULB-wise Sanctioned no. of U-PHC for Renovation & New Construction

| ULB | Sanctioned No. of U-PHC for Renovation | Status of Renovation | Sanctioned Amount | SOE submitted so far | Sanctioned No. of U-PHC for New | Status of New Construction | Sanctioned Amount | SOE submitted so far |
|----------------------------------|--|--|-------------------|----------------------|---------------------------------|---|-------------------|----------------------|
| Asansol | 11 | 11 - Completed | 110.00 | 92.63 | 0 | | | |
| Asansol (Jamuria) | 0 | | | | 3 | 03 - Work order issued. 02 - 10% progress. | 225.00 | |
| Asansol (Kulti) * | 0 | 02 - Completed 01 - 85% progress. | | | 6 | 03 - Work order issued. 01 - 70% progress. 01 - 55% progress. | 450.00 | 19.39 |
| Asansol (Raniganj) | 0 | | | | 3 | 01 - Work order issued. | 75.00 | |
| Sub-Total (Asansol) | 11 | | 110.00 | 92.63 | 12 | | 751.90 | 19.39 |
| Bidhannagar | 1 | 01 - 25% progress. | 10.00 | | 3 | 01 - Work order issued. 01 - 25% progress. 01 - 40% progress. | 225.00 | |
| Bidhannagar (Rajrhat Gopalpur) | 6 | 02 - Plan & estimate not done. 01 - Work order issued. 01 - 70% progress. 02 - Completed. | 60.00 | | 2 | Place not yet identified. | 150.00 | |
| Sub-Total (Bidhannagar) | 7 | | 70.00 | 0.00 | 5 | | 375.00 | 0.00 |
| Chandernagore | 2 | 02 - Completed | 20.00 | 12.89 | 1 | 01 - Completed. | 75.00 | 29.77 |
| Sub-Total (Chandernagore) | 2 | | 20.00 | 12.89 | 1 | | 75.00 | 29.77 |
| Durgapur | 8 | 04 - Completed 03 - 85% progress 01 - 25% progress | 80.00 | 47.24 | 3 | 01 - 70% progress 01 - Work order issued 01 - Plan estimated done | 225.00 | 6.4 |
| Sub-Total (Durgapur) | 8 | | 80.00 | 47.24 | 3 | | 225.00 | 6.4 |
| Howrah | 9 | 09 - Completed | 90.00 | 85.43 | 12 | 03 - Place not yet identified 05 - Work order issued | 900.00 | |
| Howrah (Bally) ** | 4 | 02 - Plan & estimate done out of 03 | 40.00 | 0.00 | 2 | 01 - Work order issued | 150.00 | |
| Sub-Total (Howrah) | 13 | | 130.00 | 85.43 | 14 | | 1050.00 | 0.00 |
| Siliguri | 9 | 09 - Completed | 90.00 | 89.78 | 1 | 01 - Plan & estimate submitted to MED | 75.00 | |
| Sub-Total (Siliguri) | 9 | | 90.00 | 89.78 | 1 | | 75.00 | 0.00 |
| Total => | 50 | | | | 36 | | | |



NUHM Review Meeting

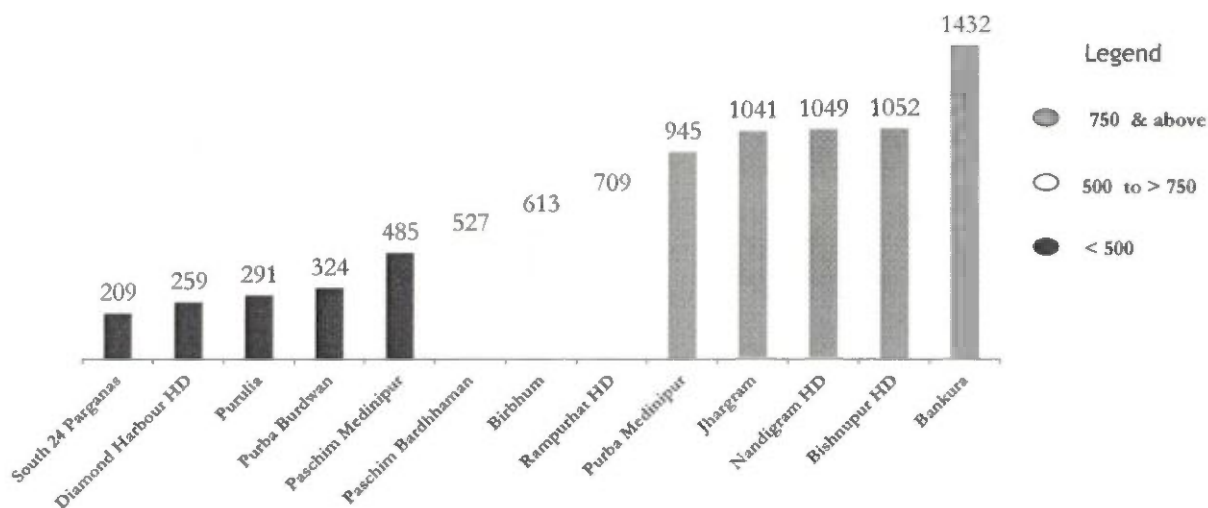
Date: 28th June, 2017

Time: 11:00 AM

Venue: 2nd Floor Auditorium Hall, Swasthya Bhawan

Source Data - DPMU-NHM & SUDA

District wise no. of patients attended at OPD per month per functional U-PHC (2016-17)



Source Data - DPMU-NHM & SUDA

Functional Status of U-PHC

| District Name | ULB Name | U-PHC (Functional / Sanctioned) | 2016-17 | | | 2017-18 | |
|---------------|----------|---------------------------------------|-------------------------|--|---|------------------------------------|--|
| | | | Total Patient at OPD | Avg. No. of Patient treated at OPD per month | Avg. No. of Patient treated at OPD per month per functional UPHC | Total Patient at OPD (April) | Avg. No. of Patient treated at OPD per month per functional UPHC |
| Bankura | Bankura | 3/3 | 51535 | 4295 | 1432 | 5083 | 1694 |
| Birbhum | Bolpur | 2/2 | 20614 | 1718 | 859 | 2367 | 1184 |
| | Suri | 1/1 | 1439 | 120 | 120 | 238 | 238 |

Source Data - DPMU-NHM & SUDA

change
name 2pm

→ Doctor
Location
UPHC

Functional Status of U-PHC

| District Name | ULB Name | U-PHC (Functional / Sanctioned) | 2016-17 | | | 2017-18 | |
|--------------------------|--------------------|---------------------------------------|-------------------------|--|---|------------------------------------|--|
| | | | Total Patient at OPD | Avg. No. of Patient treated at OPD per month | Avg. No. of Patient treated at OPD per month per functional UPHC | Total Patient at OPD (April) | Avg. No. of Patient treated at OPD per month per functional UPHC |
| Bishnupur HD | Bishnupur | 1/1 | 12620 | 1052 | 1052 | 924 | 924 |
| Diamond Harbour HD | Diamond Harbour | 1/1 | 3110 | 259 | 259 | 358 | 358 |
| Jhargram | Jhargram | 1/1 | 12495 | 1041 | 1041 | 783 | 783 |

Source Data - DPMU-NHM & SUDA

change
of location
of UPHC

Functional Status of U-PHC

| District Name | ULB Name | U-PHC (Functional / Sanctioned) | 2016-17 | | | 2017-18 | |
|--------------------------|----------------|---------------------------------------|----------------------------|--|---|------------------------------------|--|
| | | | Total Patient at OPD | Avg. No. of Patient treated at OPD per month | Avg. No. of Patient treated at OPD per month per functional UPHC | Total Patient at OPD (April) | Avg. No. of Patient treated at OPD per month per functional UPHC |
| Nandigram HD | Contai | 2 / 2 | 25174 | 2098 | 1049 | 2943 | 1472 |
| Paschim Bardham an | Asansol MC | 12 / 23 | 58746 | 4896 | 408 | 5394 | 450 |
| | Durgapur MC | 11 / 11 | 86577 | 7215 | 656 | 11145 | 1013 |

Source Data - DPMU-NHM & SUDA

Functional Status of U-PHC

| District Name | ULB Name | U-PHC (Functional / Sanctioned) | 2016-17 | | | 2017-18 | |
|----------------------|-----------|---------------------------------------|----------------------------|--|---|------------------------------------|--|
| | | | Total Patient at OPD | Avg. No. of Patient treated at OPD per month | Avg. No. of Patient treated at OPD per month per functional UPHC | Total Patient at OPD (April) | Avg. No. of Patient treated at OPD per month per functional UPHC |
| Paschim Medinipur | Ghatal | 1 / 1 | 9275 | 773 | 773 | 1381 | 1381 |
| | Kharagpur | 6 / 6 | 29515 | 2460 | 410 | 2909 | 485 |
| | Medinipur | 3 / 3 | 13603 | 1134 | 378 | 3093 | 1031 |

Source Data - DPMU-NHM & SUDA

| Functional Status of U-PHC | | | | | | | |
|----------------------------|----------|---------------------------------------|-------------------------|--|---|------------------------------------|--|
| District Name | ULB Name | U-PHC (Functional / Sanctioned) | 2016-17 | | | 2017-18 | |
| | | | Total Patient at OPD | Avg. No. of Patient treated at OPD per month | Avg. No. of Patient treated at OPD per month per functional UPHC | Total Patient at OPD (April) | Avg. No. of Patient treated at OPD per month per functional UPHC |
| Purba Burdwan | Burdwan | 6/6 | 18767 | 1564 | 261 | 2143 | 357 |
| | Kalna | 1/1 | 3902 | 325 | 325 | 701 | 701 |
| | Katwa | 2/2 | 12346 | 1029 | 514 | 824 | 412 |

Source Data – DPMU-NHM & SUDA

Kahar - Absent

| Functional Status of U-PHC | | | | | | | |
|----------------------------|----------------|---------------------------------------|-------------------------|--|---|------------------------------------|--|
| District Name | ULB Name | U-PHC (Functional / Sanctioned) | 2016-17 | | | 2017-18 | |
| | | | Total Patient at OPD | Avg. No. of Patient treated at OPD per month | Avg. No. of Patient treated at OPD per month per functional UPHC | Total Patient at OPD (April) | Avg. No. of Patient treated at OPD per month per functional UPHC |
| Purba Medinipur | Haldia | 4/4 | 48617 | 4051 | 1013 | 4694 | 1174 |
| | Panskura | 1/1 | 7729 | 644 | 644 | 669 | 669 |
| | Tamralipt a | 1/1 | 11679 | 973 | 973 | 1591 | 1591 |

Source Data – DPMU-NHM & SUDA

*To add
SE's
patient*

Functional Status of U-PHC

| District Name | ULB Name | U-PHC (Functional / Sanctioned) | 2016-17 | | | 2017-18 | |
|---------------|-----------|---------------------------------------|----------------------|--|--|------------------------------|--|
| | | | Total Patient at OPD | Avg. No. of Patient treated at OPD per month | Avg. No. of Patient treated at OPD per month per functional UPHC | Total Patient at OPD (April) | Avg. No. of Patient treated at OPD per month per functional UPHC |
| Purulia | Purulia | 2/2 | 6976 | 581 | 291 | 610 | 305 |
| Rampurhat HD | Rampurhat | 1/1 | 8512 | 709 | 709 | 977 | 977 |

Source Data – DPMC-NHM & SUDA

Functional Status of U-PHC

| District Name | ULB Name | U-PHC (Functional / Sanctioned) | 2016-17 | | | 2017-18 | |
|-------------------|-------------|---------------------------------------|----------------------|--|--|------------------------------|--|
| | | | Total Patient at OPD | Avg. No. of Patient treated at OPD per month | Avg. No. of Patient treated at OPD per month per functional UPHC | Total Patient at OPD (April) | Avg. No. of Patient treated at OPD per month per functional UPHC |
| South 24 Parganas | Baruipur | 1/1 | 1536 | 128 | 128 | 510 | 510 |
| | Budge Budge | 2/2 | 13773 | 1148 | 574 | 1597 | 799 |
| | Maheshtala | 7/9 | 12852 | 1071 | 153 | 1554 | 222 |

Source Data – DPMU-NHM & SUDA

| Functional Status of U-PHC | | | | | | | |
|----------------------------|-----------------|---------------------------------|----------------------|--|--|------------------------------|--|
| District Name | ULB Name | U-PHC (Functional / Sanctioned) | 2016-17 | | | 2017-18 | |
| | | | Total Patient at OPD | Avg. No. of Patient treated at OPD per month | Avg. No. of Patient treated at OPD per month per functional UPHC | Total Patient at OPD (April) | Avg. No. of Patient treated at OPD per month per functional UPHC |
| South 24 Parganas | Rajpur Sonarpur | 6/8 | 6905 | 575 | 144 | 2202 | 367 |
| Total | | 78 / 93 | 478297 | 39858 | 531 | 54690 | 710 |

Source Data - DPMU-NHM & SUDA

| UHND held against approval | | | | | | | | | | | | |
|----------------------------|---------|-------------------|-------------|---------------------|----------------------|----------------------|----------------------------------|---------------------|--|-------------|---|---------------------------------|
| District | ULB | Physical Progress | | | | | Financial Progress (Rs. in Lakh) | | | | | |
| | | 2016-17 | | | 2017-18 | | 2016-17 | | 2017-18 | | | |
| | | Target | Achievement | Avg. UHND per month | Target for the month | Achievement April-17 | Cumulative Expenditure | Avg. Exp. Per month | Available Fund at ULB level during 2017-18 (Before Exp.) | Expenditure | Expected expenditure against actual achievement | % of Exp. Against expected exp. |
| Bankura | Bankura | 1872 | 379 | 32 | 156 | 92 | 0.03 | 0.003 | 3.48 | 0.35 | 0.23 | >100% |
| Birbhum | Bolpur | 1056 | 134 | 11 | 88 | 35 | 0.25 | 0.02 | 0.75 | 0.0 | 0.09 | 0% |
| | Suri | 864 | 175 | 15 | 72 | 41 | 0.44 | 0.04 | 0.03 | 0.10 | 0.10 | 100% |

Source Data - DPMU-NHM & SUDA

UHND held against approval

| District | ULB | Physical Progress | | | | | Financial Progress (Rs. in Lakh) | | | | | |
|--------------------|-----------------|-------------------|-------------|---------------------|----------------------|----------------------|----------------------------------|---------------------|--|-------------|---|---------------------------------|
| | | 2016-17 | | | 2017-18 | | 2016-17 | | 2017-18 | | | |
| | | Target | Achievement | Avg. UHND per month | Target for the month | Achievement April-17 | Cumulative Expenditure | Avg. Exp. Per month | Available Fund at ULB level during 2017-18 (Before Exp.) | Expenditure | Expected expenditure against actual achievement | % of Exp. Against expected exp. |
| Bishnupur HD | Bishnupur | 744 | 180 | 15 | 62 | 19 | 0.0 | 0.0 | 1.40 | 0.0 | 0.05 | 0% |
| Diamond Harbour HD | Diamond Harbour | 672 | 67 | 6 | 56 | 8 | 0.0 | 0.0 | 1.26 | 0.0 | 0.02 | 0% |
| Jhargram | Jhargram | 1056 | 200 | 17 | 88 | 43 | 0.50 | 0.04 | 1.48 | 0.0 | 0.11 | 0% |

Source Data - DPMU-NHM & SUDA

UHND held against approval

| District | ULB | Physical Progress | | | | | Financial Progress (Rs. in Lakh) | | | | | |
|-------------------|-------------|-------------------|-------------|---------------------|----------------------|----------------------|----------------------------------|---------------------|--|-------------|---|---------------------------------|
| | | 2016-17 | | | 2017-18 | | 2016-17 | | 2017-18 | | | |
| | | Target | Achievement | Avg. UHND per month | Target for the month | Achievement April-17 | Cumulative Expenditure | Avg. Exp. Per month | Available Fund at ULB level during 2017-18 (Before Exp.) | Expenditure | Expected expenditure against actual achievement | % of Exp. Against expected exp. |
| Nandigram HD | Contai | 1584 | 248 | 21 | 132 | 47 | 0.62 | 0.05 | 2.85 | 0.12 | 0.12 | 100% |
| Paschim Bardhaman | Asansol MC | 7248 | 2594 | 216 | 604 | 44 | 0.0 | 0.0 | 2.33 | 0.0 | 0.11 | 0% |
| | Durgapur MC | 2784 | 1045 | 87 | 232 | 77 | 2.52 | 0.21 | 1.10 | 0.0 | 0.19 | 0% |

Source Data - DPMU-NHM & SUDA

Accts. Payable
joined.

| UHND held against approval | | | | | | | | | | | | |
|----------------------------|-----------|-------------------|-------------|---------------------|----------------------|----------------------|----------------------------------|---------------------|--|-------------|---|---------------------------------|
| District | ULB | Physical Progress | | | | | Financial Progress (Rs. in Lakh) | | | | | |
| | | 2016-17 | | | 2017-18 | | 2016-17 | | 2017-18 | | | |
| | | Target | Achievement | Avg. UHND per month | Target for the month | Achievement April-17 | Cumulative Expenditure | Avg. Exp. Per month | Available Fund at ULB level during 2017-18 (Before Exp.) | Expenditure | Expected expenditure against actual achievement | % of Exp. Against expected exp. |
| Paschim Medinipur | Ghatal | 600 | 21 | 2 | 50 | 3 | 1.50 | 0.13 | 0.0 | 0.0 | 0.01 | 0% |
| | Kharagpur | 5760 | 510 | 43 | 480 | 25 | 2.60 | 0.22 | 0.76 | 0.03 | 0.06 | 50% |
| | Medinipur | 912 | 115 | 10 | 76 | 6 | 0.43 | 0.04 | 1.28 | 0.22 | 0.02 | >100% |

Source Data - DPMU-NHM & SUDA

| UHND held against approval | | | | | | | | | | | | |
|----------------------------|---------|-------------------|-------------|---------------------|----------------------|----------------------|----------------------------------|---------------------|--|-------------|---|---------------------------------|
| District | ULB | Physical Progress | | | | | Financial Progress (Rs. in Lakh) | | | | | |
| | | 2016-17 | | | 2017-18 | | 2016-17 | | 2017-18 | | | |
| | | Target | Achievement | Avg. UHND per month | Target for the month | Achievement April-17 | Cumulative Expenditure | Avg. Exp. Per month | Available Fund at ULB level during 2017-18 (Before Exp.) | Expenditure | Expected expenditure against actual achievement | % of Exp. Against expected exp. |
| Purba Burdwan | Burdwan | 1104 | 406 | 34 | 92 | 35 | 0.0 | 0.0 | 0.14 | 0.0 | 0.09 | 0% |
| | Kalna | 840 | 321 | 27 | 70 | 29 | 0.15 | 0.01 | 0.27 | 0.05 | 0.07 | >100% |
| | Katwa | 1152 | 35 | 3 | 96 | 11 | 0.04 | 0.003 | 0.54 | 0.01 | 0.03 | 33% |

Source Data - DPMU-NHM & SUDA

Microplan for UHND to be completed by 15 July
Exp in advance from
monthly agenda for UHND.

UHND held against approval

| District | ULB | Physical Progress | | | | | Financial Progress (Rs. in Lakh) | | | | | |
|-----------------|------------|-------------------|-------------|---------------------|----------------------|----------------------|----------------------------------|---------------------|--|-------------|---|---------------------------------|
| | | 2016-17 | | | 2017-18 | | 2016-17 | | 2017-18 | | | |
| | | Target | Achievement | Avg. UHND per month | Target for the month | Achievement April-17 | Cumulative Expenditure | Avg. Exp. Per month | Available Fund at ULB level during 2017-18 (Before Exp.) | Expenditure | Expected expenditure against actual achievement | % of Exp. Against expected exp. |
| Purba Medinipur | Haldia | 2736 | 263 | 22 | 228 | 31 | 0.81 | 0.07 | -0.14 | 0.08 | 0.08 | 100% |
| | Panskura | 984 | 96 | 8 | 82 | 8 | 0.24 | 0.02 | 2.22 | 0.02 | 0.02 | 100% |
| | Tamralipta | 552 | 294 | 25 | 46 | 41 | 0.79 | 0.07 | 0.14 | 0.11 | 0.10 | >100% |

Source Data – DPMU-NHM & SUDA

UHND held against approval

| District | ULB | Physical Progress | | | | | Financial Progress (Rs. in Lakh) | | | | | |
|--------------|-----------|-------------------|-------------|---------------------|----------------------|----------------------|----------------------------------|---------------------|--|-------------|---|---------------------------------|
| | | 2016-17 | | | 2017-18 | | 2016-17 | | 2017-18 | | | |
| | | Target | Achievement | Avg. UHND per month | Target for the month | Achievement April-17 | Cumulative Expenditure | Avg. Exp. Per month | Available Fund at ULB level during 2017-18 (Before Exp.) | Expenditure | Expected expenditure against actual achievement | % of Exp. Against expected exp. |
| Purulia | Purulia | 1824 | 626 | 52 | 152 | 56 | 1.88 | 0.16 | -0.08 | 0.0 | 0.14 | 0% |
| Rampurhat HD | Rampurhat | 840 | 704 | 59 | 70 | 70 | 1.76 | 0.15 | -0.31 | 0.18 | 0.18 | 100% |

Source Data – DPMU-NHM & SUDA

| UHND held against approval | | | | | | | | | | | | |
|----------------------------|-------------|-------------------|-------------|---------------------|----------------------|----------------------|----------------------------------|---------------------|--|-------------|---|---------------------------------|
| District | ULB | Physical Progress | | | | | Financial Progress (Rs. in Lakh) | | | | | |
| | | 2016-17 | | | 2017-18 | | 2016-17 | | 2017-18 | | | |
| | | Target | Achievement | Avg. UHND per month | Target for the month | Achievement April-17 | Cumulative Expenditure | Avg. Exp. Per month | Available Fund at ULB level during 2017-18 (Before Exp.) | Expenditure | Expected expenditure against actual achievement | % of Exp. Against expected exp. |
| South 24 Parganas | Baruipur | 720 | 87 | 7 | 60 | 18 | 0.22 | 0.02 | 0.68 | 0.04 | 0.05 | 80% |
| | Budge Budge | 1056 | 290 | 24 | 88 | 24 | 0.73 | 0.06 | 1.70 | 0.06 | 0.06 | 100% |
| | Maheshtala | 5256 | 2119 | 177 | 438 | 210 | 5.30 | 0.44 | 0.23 | 0.0 | 0.53 | 0% |

Source Data – DPMU-NHM & SUDA

| UHND held against approval | | | | | | | | | | | | |
|----------------------------|-----------------|-------------------|-------------|---------------------|----------------------|----------------------|----------------------------------|---------------------|--|-------------|---|---------------------------------|
| District | ULB | Physical Progress | | | | | Financial Progress (Rs. in Lakh) | | | | | |
| | | 2016-17 | | | 2017-18 | | 2016-17 | | 2017-18 | | | |
| | | Target | Achievement | Avg. UHND per month | Target for the month | Achievement April-17 | Cumulative Expenditure | Avg. Exp. Per month | Available Fund at ULB level during 2017-18 (Before Exp.) | Expenditure | Expected expenditure against actual achievement | % of Exp. Against expected exp. |
| South 24 Parganas | Rajpur Sonarpur | 5544 | 1939 | 162 | 462 | 140 | 4.45 | 0.37 | -1.48 | 0.35 | 0.35 | 100% |
| TOTAL | | 47760 | 12848 | 1071 | 3980 | 1113 | 25.26 | 2.11 | 20.63 | 1.72 | 2.78 | 62% |

Source Data – DPMU-NHM & SUDA

| Special Outreach Camp held against approval | | | | | | | | | | | | |
|---|---------|-------------------|-------------|---------------------|----------------------|----------------------|----------------------------------|---------------------|--|-------------|---|---------------------------------|
| District | ULB | Physical Progress | | | | | Financial Progress (Rs. in Lakh) | | | | | |
| | | 2016-17 | | | 2017-18 | | 2016-17 | | 2017-18 | | | |
| | | Target | Achievement | Avg. UHND per month | Target for the month | Achievement April-17 | Cumulative Expenditure | Avg. Exp. Per month | Available Fund at ULB level during 2017-18 (Before Exp.) | Expenditure | Expected expenditure against actual achievement | % of Exp. Against expected exp. |
| Bankura | Bankura | 108 | 19 | 2 | 9 | 0 | 0.04 | 0.003 | 4.01 | 0.02 | 0.0 | >100% |
| Birbhum | Bolpur | 72 | 8 | 1 | 6 | 0 | 0.48 | 0.04 | 0.52 | 0.0 | 0.0 | - |
| | Suri | 36 | 4 | 0 | 3 | 0 | 0.19 | 0.02 | 0.26 | 0.0 | 0.0 | - |

Source Data - DPMU-NHM & SUDA

| Special Outreach Camp held against approval | | | | | | | | | | | | |
|---|-----------------|-------------------|-------------|---------------------|----------------------|----------------------|----------------------------------|---------------------|--|-------------|---|---------------------------------|
| District | ULB | Physical Progress | | | | | Financial Progress (Rs. in Lakh) | | | | | |
| | | 2016-17 | | | 2017-18 | | 2016-17 | | 2017-18 | | | |
| | | Target | Achievement | Avg. UHND per month | Target for the month | Achievement April-17 | Cumulative Expenditure | Avg. Exp. Per month | Available Fund at ULB level during 2017-18 (Before Exp.) | Expenditure | Expected expenditure against actual achievement | % of Exp. Against expected exp. |
| Bishnupur HD | Bishnupur | 36 | 36 | 3 | 3 | 3 | 1.51 | 0.13 | -0.44 | 0.27 | 0.15 | >100% |
| Diamond Harbour HD | Diamond Harbour | 36 | 15 | 1 | 3 | 0 | 0.0 | 0.0 | 1.35 | 0.0 | 0.0 | 0% |
| Jhargram | Jhargram | 36 | 10 | 1 | 3 | 0 | 0.43 | 0.04 | 0.92 | 0.0 | 0.0 | - |

Source Data - DPMU-NHM & SUDA

| Special Outreach Camp held against approval | | | | | | | | | | | | |
|---|-------------|-------------------|-------------|---------------------|----------------------|----------------------|----------------------------------|---------------------|--|-------------|---|---------------------------------|
| District | ULB | Physical Progress | | | | | Financial Progress (Rs. in Lakh) | | | | | |
| | | 2016-17 | | | 2017-18 | | 2016-17 | | 2017-18 | | | |
| | | Target | Achievement | Avg. UHND per month | Target for the month | Achievement April-17 | Cumulative Expenditure | Avg. Exp. Per month | Available Fund at ULB level during 2017-18 (Before Exp.) | Expenditure | Expected expenditure against actual achievement | % of Exp. Against expected exp. |
| Nandigram | Contai | 72 | 72 | 6 | 6 | 6 | 3.56 | 0.30 | -0.43 | 0.30 | 0.30 | 100% |
| Paschim Bardhaman | Asansol MC | 828 | 77 | 6 | 69 | 0 | 1.86 | 0.16 | 5.50 | 0.64 | 0.0 | 0% |
| | Durgapur MC | 396 | 274 | 23 | 33 | 0? | 7.73 | 0.64 | 4.45 | 1.56 | 0.0 | 0% |

Source Data – DPMU-NHM & SUDA

| Special Outreach Camp held against approval | | | | | | | | | | | | |
|---|-----------|-------------------|-------------|---------------------|----------------------|----------------------|----------------------------------|---------------------|--|-------------|---|---------------------------------|
| District | ULB | Physical Progress | | | | | Financial Progress (Rs. in Lakh) | | | | | |
| | | 2016-17 | | | 2017-18 | | 2016-17 | | 2017-18 | | | |
| | | Target | Achievement | Avg. UHND per month | Target for the month | Achievement April-17 | Cumulative Expenditure | Avg. Exp. Per month | Available Fund at ULB level during 2017-18 (Before Exp.) | Expenditure | Expected expenditure against actual achievement | % of Exp. Against expected exp. |
| Paschim Medinipur | Ghatal | 36 | 36 | 3 | 3 | 6 | 1.62 | 0.14 | 0.18 | 0.0 | 0.3 | 0% |
| | Kharagpur | 216 | 111 | 9 | 18 | 18 | 3.52 | 0.29 | -1.81 | 0.74 | 0.90 | 82% |
| | Medinipur | 108 | 33 | 3 | 9 | 2 | 0.53 | 0.04 | 3.32 | 0.0 | 0.10 | 0% |

Source Data – DPMU-NHM & SUDA

Special Outreach Camp held against approval

| District | ULB | Physical Progress | | | | | Financial Progress (Rs. in Lakh) | | | | | |
|---------------|---------|-------------------|-------------|---------------------|----------------------|----------------------|----------------------------------|---------------------|--|-------------|---|---------------------------------|
| | | 2016-17 | | | 2017-18 | | 2016-17 | | 2017-18 | | | |
| | | Target | Achievement | Avg. UHND per month | Target for the month | Achievement April-17 | Cumulative Expenditure | Avg. Exp. Per month | Available Fund at ULB level during 2017-18 (Before Exp.) | Expenditure | Expected expenditure against actual achievement | % of Exp. Against expected exp. |
| Purba Burdwan | Burdwan | 216 | 21 | 2 | 18 | 0 | 0.0 | 0.0 | 0.14 | 0.0 | 0.0 | - |
| | Kalna | 36 | 36 | 3 | 3 | 0 | 0.15 | 0.01 | 0.27 | 0.05 | 0.0 | 0% |
| | Katwa | 72 | 1 | 0 | 6 | 2 | 0.04 | 0.003 | 0.54 | 0.006 | 0.1 | 6% |

Source Data - DPMU-NHM & SUDA

Special Outreach Camp held against approval

| District | ULB | Physical Progress | | | | | Financial Progress (Rs. in Lakh) | | | | | |
|-----------------|------------|-------------------|-------------|---------------------|----------------------|----------------------|----------------------------------|---------------------|--|-------------|---|---------------------------------|
| | | 2016-17 | | | 2017-18 | | 2016-17 | | 2017-18 | | | |
| | | Target | Achievement | Avg. UHND per month | Target for the month | Achievement April-17 | Cumulative Expenditure | Avg. Exp. Per month | Available Fund at ULB level during 2017-18 (Before Exp.) | Expenditure | Expected expenditure against actual achievement | % of Exp. Against expected exp. |
| Purba Medinipur | Haldia | 144 | 142 | 12 | 12 | 1 | 6.60 | 0.55 | -0.60 | 0.05 | 0.05 | 100% |
| | Panskura | 36 | 36 | 3 | 3 | 3 | 1.71 | 0.14 | 0.09 | 0.15 | 0.15 | 100% |
| | Tamralipta | 36 | 37 | 3 | 3 | 3 | 1.88 | 0.16 | 0.27 | 0.15 | 0.15 | 100% |

Source Data - DPMU-NHM & SUDA

| Special Outreach Camp held against approval | | | | | | | | | | | | |
|---|-----------|-------------------|-------------|---------------------|----------------------|----------------------|----------------------------------|---------------------|--|-------------|---|---------------------------------|
| District | ULB | Physical Progress | | | | | Financial Progress (Rs. in Lakh) | | | | | |
| | | 2016-17 | | | 2017-18 | | 2016-17 | | 2017-18 | | | |
| | | Target | Achievement | Avg. UHND per month | Target for the month | Achievement April-17 | Cumulative Expenditure | Avg. Exp. Per month | Available Fund at ULB level during 2017-18 (Before Exp.) | Expenditure | Expected expenditure against actual achievement | % of Exp. Against expected exp. |
| Purulia | Purulia | 72 | 12 | 1 | 6 | 1 | 1.88 | 0.16 | 0.01 | 0.0 | 0.05 | 0% |
| Rampurhat HD | Rampurhat | 36 | 32 | 3 | 3 | 3 | 1.24 | 0.10 | 0.14 | 0.12 | 0.15 | 80% |

Source Data – DPMU-NHM & SUDA

| Special Outreach Camp held against approval | | | | | | | | | | | | |
|---|-------------|-------------------|-------------|---------------------|----------------------|----------------------|----------------------------------|---------------------|--|-------------|---|---------------------------------|
| District | ULB | Physical Progress | | | | | Financial Progress (Rs. in Lakh) | | | | | |
| | | 2016-17 | | | 2017-18 | | 2016-17 | | 2017-18 | | | |
| | | Target | Achievement | Avg. UHND per month | Target for the month | Achievement April-17 | Cumulative Expenditure | Avg. Exp. Per month | Available Fund at ULB level during 2017-18 (Before Exp.) | Expenditure | Expected expenditure against actual achievement | % of Exp. Against expected exp. |
| South 24 Parganas | Baruipur | 36 | 33 | 3 | 3 | 3 | 1.60 | 0.13 | 0.20 | 0.15 | 0.15 | 100% |
| | Budge Budge | 72 | 72 | 6 | 6 | 3 | 3.16 | 0.26 | 0.13 | 0.10 | 0.15 | 67% |
| | Maheshtala | 324 | 64 | 5 | 27 | 9 | 1.65 | 0.14 | 10.50 | 0.0 | 0.45 | 0% |

Source Data – DPMU-NHM & SUDA

| Special Outreach Camp held against approval | | | | | | | | | | | | |
|---|-----------------|-------------------|-------------|---------------------|----------------------|----------------------|----------------------------------|---------------------|--|-------------|---|---------------------------------|
| District | ULB | Physical Progress | | | | | Financial Progress (Rs. in Lakh) | | | | | |
| | | 2016-17 | | | 2017-18 | | 2016-17 | | 2017-18 | | | |
| | | Target | Achievement | Avg. UHND per month | Target for the month | Achievement April-17 | Cumulative Expenditure | Avg. Exp. Per month | Available Fund at ULB level during 2017-18 (Before Exp.) | Expenditure | Expected expenditure against actual achievement | % of Exp. Against expected exp. |
| South 24 Parganas | Rajpur Sonarpur | 288 | 66 | 6 | 24 | 0 | 1.47 | 0.12 | 0.33 | 0.00 | 0.0 | - |
| TOTAL | | 3348 | 1247 | 104 | 279 | 63 | 42.85 | 3.57 | 29.85 | 4.31 | 3.15 | >100% |

Source Data – DPMU-NHM & SUDA

| New Construction of U-PHC | | | | | | | | | | | | | | |
|---------------------------|----------|------------------|---------------|------------------------------|----------------------------------|--|-----------------------------------|---|--------------------------------|----------------------------|--------------------------------|--|------------------------------|---|
| District Name | ULB Name | Year of Approval | Period | Physical Status | | | | | | | Financial Status (Rs. In Lakh) | | | |
| | | | | No. of U-PHC approved for NC | No. of Plan estimate done by ULB | Plan estimate submitted to MED for vetting (No.) | Plan estimate vetted by MED (No.) | Plan estimate Approved by DH&F WS (No.) | Tender Process completed (No.) | Construction started (No.) | % of Physical progress | Available Fund at ULB level as on 30.04.17 | Exp. Incurred as on 30.04.17 | % of Exp. against Avail. Fund at ULB as on 30.04.17 |
| Bankura | Bankura | 2013-14 | Upto-Nov-2016 | 3 | 2 | 2 | 2 | 1 | 0 | 0 | 0 | 21.45 | 3.24 | 15% |
| | | | Upto-Apr-2017 | | 2 | 2 | 2 | 2 | 2 | 1 | 10 | | | |
| Birbhum | Bolpur | 2015-16 | Upto-Nov-2016 | 2 | 1 | 1 | 1 | 1 | 1 | 0 | 0 | -2.06 | 0.0 | 0% |
| | | | Upto-Apr-2017 | | 1 | 1 | 1 | 1 | 1 | 0 | 0 | | | |

Source Data – DPMU-NHM & SUDA

New Construction of U-PHC

| District Name | ULB Name | Year of Approval | Period | Physical Status | | | | | | Financial Status (Rs. In Lakh) | | | | |
|---------------|-----------|------------------|---------------|------------------------------|----------------------------------|--|-----------------------------------|--|--------------------------------|--------------------------------|------------------------|--|------------------------------|---|
| | | | | No. of U-PHC approved for NC | No. of Plan estimate done by ULB | Plan estimate submitted to MED for vetting (No.) | Plan estimate vetted by MED (No.) | Plan estimate Approved by DH&FWS (No.) | Tender Process completed (No.) | Construction started (No.) | % of Physical progress | Available Fund at ULB level as on 30.04.17 | Exp. Incurred as on 30.04.17 | % of Exp. against Avail. Fund at ULB as on 30.04.17 |
| Birbhum | Suri | 2013-14 | Upto-Nov-2016 | 1 | 1 | 1 | 1 | 1 | 1 | 0 | 0 | 22.50 | 0.0 | 0% |
| | | | Upto-Apr-2017 | | 1 | 1 | 1 | 1 | 1 | 1 | 40 | | | |
| Bishnupur HD | Bishnupur | 2013-14 | Upto-Nov-2016 | 1 | 1 | 1 | 1 | 1 | 0 | 0 | 0 | 0.0 | 0.0 | - |
| | | | Upto-Apr-2017 | | 1 | 1 | 1 | 1 | 1 | 1 | 10 | | | |

Completion by Dec, 17

Source Data - DPMU-NHM & SUDA

New Construction of U-PHC

| District Name | ULB Name | Year of Approval | Period | Physical Status | | | | | | Financial Status (Rs. In Lakh) | | | | |
|--------------------|-----------------|------------------|---------------|------------------------------|----------------------------------|--|-----------------------------------|--|--------------------------------|--------------------------------|------------------------|--|------------------------------|---|
| | | | | No. of U-PHC approved for NC | No. of Plan estimate done by ULB | Plan estimate submitted to MED for vetting (No.) | Plan estimate vetted by MED (No.) | Plan estimate Approved by DH&FWS (No.) | Tender Process completed (No.) | Construction started (No.) | % of Physical progress | Available Fund at ULB level as on 30.04.17 | Exp. Incurred as on 30.04.17 | % of Exp. against Avail. Fund at ULB as on 30.04.17 |
| Diamond Harbour HD | Diamond Harbour | 2013-14 | Upto-Nov-2016 | 1 | 1 | 1 | 1 | 1 | 1 | 0 | 0 | 0.0 | 0.0 | - |
| | | | Upto-Apr-2017 | | 1 | 1 | 1 | 1 | 1 | 1 | 25 | | | |
| Jhargram | Jhargram | 2013-14 | Upto-Nov-2016 | 1 | 1 | 1 | 1 | 1 | 1 | 1 | 85 | 0.92 | - | - |
| | | | Upto-Apr-2017 | | 1 | 1 | 1 | 1 | 1 | 1 | 100 | | | |

Source Data - DPMU-NHM & SUDA

New Construction of U-PHC

| District Name | ULB Name | Year of Approval | Period | Physical Status | | | | | | | Financial Status (Rs. In Lakh) | | | |
|-------------------|-------------|------------------|---------------|------------------------------|----------------------------------|--|-----------------------------------|---|--------------------------------|----------------------------|--|--|------------------------------|---|
| | | | | No. of U-PHC approved for NC | No. of Plan estimate done by ULB | Plan estimate submitted to MED for vetting (No.) | Plan estimate vetted by MED (No.) | Plan estimate Approved by DH&F WS (No.) | Tender Process completed (No.) | Construction started (No.) | % of Physical progress | Available Fund at ULB level as on 30.04.17 | Exp. Incurred as on 30.04.17 | % of Exp. against Avail. Fund at ULB as on 30.04.17 |
| Paschim Bardhaman | Asansol MC | 2013-14 | Upto-Nov-2016 | 12 | 6 | | | | 6 | 5 | 1 no. - 100 1 no. - 85 2 nos. -55 1 no. -40 | 180.00 | 19.40 | 11% |
| | | | Upto-Apr-2017 | | 10 _a | | | | 10 _a | 5 | 2 nos. - 100 1 no. - 85 1 no. -70 1 no. -55 | | | |
| | Durgapur MC | 2013-14 | Upto-Nov-2016 | 3 | | | | 2 | 1 | 40 | -6.47 | 0.0 | 0% | |
| | | | Upto-Apr-2017 | 3 | | | | 2 | 1 | 55 | | | | |

Source Data - DPMU-NHM & SUDA

New Construction of U-PHC

| District Name | ULB Name | Year of Approval | Period | Physical Status | | | | | | | Financial Status (Rs. In Lakh) | | | |
|-------------------|----------|------------------|---------------|------------------------------|----------------------------------|--|-----------------------------------|---|--------------------------------|----------------------------|--------------------------------|--|------------------------------|---|
| | | | | No. of U-PHC approved for NC | No. of Plan estimate done by ULB | Plan estimate submitted to MED for vetting (No.) | Plan estimate vetted by MED (No.) | Plan estimate Approved by DH&F WS (No.) | Tender Process completed (No.) | Construction started (No.) | % of Physical progress | Available Fund at ULB level as on 30.04.17 | Exp. Incurred as on 30.04.17 | % of Exp. against Avail. Fund at ULB as on 30.04.17 |
| Nandigram HD | Contai | 2015-16 | Upto-Nov-2016 | 2 | 2 | 2 | 2 | 2 | 2 | 2 | 55 (1 no.) 40 (1 no.) | -0.43 | 0.30 | >100% |
| | | | Upto-Apr-2017 | | 2 | 2 | 2 | 2 | 2 | 2 | 85 (1 no.) 70 (1 no.) | | | |
| Paschim Medinipur | Ghatal | 2015-16 | Upto-Nov-2016 | 1 | 1 | 1 | 1 | 0 | 0 | 0 | 0 | 29.48 | 0.0 | 0% |
| | | | Upto-Apr-2017 | | 1 | 1 | 1 | 0 | 0 | 0 | 0 | | | |

Source Data - DPMU-NHM & SUDA

New Construction of U-PHC

| District Name | ULB Name | Year of Approval | Period | Physical Status | | | | | | | Financial Status (Rs. In Lakh) | | | |
|-------------------|-----------|------------------|---------------|------------------------------|----------------------------------|--|-----------------------------------|---|--------------------------------|----------------------------|--|--|------------------------------|---|
| | | | | No. of U-PHC approved for NC | No. of Plan estimate done by ULB | Plan estimate submitted to MED for vetting (No.) | Plan estimate vetted by MED (No.) | Plan estimate Approved by DH&F WS (No.) | Tender Process completed (No.) | Construction started (No.) | % of Physical progress | Available Fund at ULB level as on 30.04.17 | Exp. Incurred as on 30.04.17 | % of Exp. against Avail. Fund at ULB as on 30.04.17 |
| Paschim Medinipur | Kharagpur | 2014-15 | Upto-Nov-2016 | 2 | 2 | 2 | 2 | 2 | 1 | 1 | 10 | 27.26 | 8.91 | 33% |
| | | | Upto-Apr-2017 | | 2 | 2 | 2 | 2 | 2 | 2 | 100 (1 No.) 55 (1 No.) | | | |
| | Medinipur | 2013-14 | Upto-Nov-2016 | 3 | 3 | 3 | 3 | 3 | 3 | 3 | 85 (1 No.) 70 (1 No.) 10 (1 No.) | 14.66 | 2.26 | 15% |
| | | | Upto-Apr-2017 | | 3 | 3 | 3 | 3 | 3 | 3 | 100 (2 Nos.) 25 (1 No.) | | | |

Source Data - DPMU-NHM & SUDA

New Construction of U-PHC

| District Name | ULB Name | Year of Approval | Period | Physical Status | | | | | | | Financial Status (Rs. In Lakh) | | | |
|---------------|----------|------------------|---------------|------------------------------|----------------------------------|--|-----------------------------------|---|--------------------------------|----------------------------|--------------------------------|--|------------------------------|---|
| | | | | No. of U-PHC approved for NC | No. of Plan estimate done by ULB | Plan estimate submitted to MED for vetting (No.) | Plan estimate vetted by MED (No.) | Plan estimate Approved by DH&F WS (No.) | Tender Process completed (No.) | Construction started (No.) | % of Physical progress | Available Fund at ULB level as on 30.04.17 | Exp. Incurred as on 30.04.17 | % of Exp. against Avail. Fund at ULB as on 30.04.17 |
| Purba Burdwan | Burdwan | 2013-14 | Upto-Nov-2016 | 1 | 1 | 1 | 1 | 1 | 1 | 1 | 10 | 29.98 | 0.0 | 0% |
| | | | Upto-Apr-2017 | | 1 | 1 | 1 | 1 | 1 | 1 | 40 | | | |
| | Kalna | 2015-16 | Upto-Nov-2016 | 1 | 1 | 1 | 1 | 1 | 1 | 0 | 0 | 30.00 | 0.0 | 0% |
| | | | Upto-Apr-2017 | | 1 | 1 | 1 | 1 | 1 | 0 | 0 | | | |

Source Data - DPMU-NHM & SUDA

Work started

New Construction of U-PHC

| District Name | ULB Name | Year of Approval | Period | Physical Status | | | | | | | Financial Status (Rs. In Lakh) | | | |
|-----------------|----------|------------------|---------------|------------------------------|----------------------------------|--|-----------------------------------|--|--------------------------------|----------------------------|--------------------------------|--|------------------------------|---|
| | | | | No. of U-PHC approved for NC | No. of Plan estimate done by ULB | Plan estimate submitted to MED for vetting (No.) | Plan estimate vetted by MED (No.) | Plan estimate Approved by DH&FWS (No.) | Tender Process completed (No.) | Construction started (No.) | % of Physical progress | Available Fund at ULB level as on 30.04.17 | Exp. Incurred as on 30.04.17 | % of Exp. against Avail. Fund at ULB as on 30.04.17 |
| Purba Burdwan | Katwa | 2015-16 | Upto-Nov-2016 | 2 | 2 | 2 | 2 | 2 | 2 | 0 | 0 | 40.00 | 0.0 | 0% |
| | | | Upto-Apr-2017 | | 2 | 2 | 2 | 2 | 2 | 0 | 0 | | | |
| Purba Medinipur | Haldia | 2014-15 | Upto-Nov-2016 | 4 | 3 | 3 | 3 | 3 | 3 | 0 | 0 | 21.27 | 0.0 | 0% |
| | | | Upto-Apr-2017 | | 3 | 3 | 3 | 3 | 3 | 3 | 40 | | | |

Source Data - DPMU-NHM & SUDA

New Construction of U-PHC

| District Name | ULB Name | Year of Approval | Period | Physical Status | | | | | | | Financial Status (Rs. In Lakh) | | | |
|-----------------|------------|------------------|---------------|------------------------------|----------------------------------|--|-----------------------------------|--|--------------------------------|----------------------------|--------------------------------|--|------------------------------|---|
| | | | | No. of U-PHC approved for NC | No. of Plan estimate done by ULB | Plan estimate submitted to MED for vetting (No.) | Plan estimate vetted by MED (No.) | Plan estimate Approved by DH&FWS (No.) | Tender Process completed (No.) | Construction started (No.) | % of Physical progress | Available Fund at ULB level as on 30.04.17 | Exp. Incurred as on 30.04.17 | % of Exp. against Avail. Fund at ULB as on 30.04.17 |
| Purba Medinipur | Panskura | 2015-16 | Upto-Nov-2016 | 1 | 1 | 1 | 1 | 1 | 1 | 0 | 0 | - | - | - |
| | | | Upto-Apr-2017 | | 1 | 1 | 1 | 1 | 1 | 1 | 40 | | | |
| | Tamralipta | 2013-14 | Upto-Nov-2016 | 1 | 1 | 1 | 1 | 1 | 1 | 1 | 90 | 4.40 | 0.0 | 0% |
| | | | Upto-Apr-2017 | | 1 | 1 | 1 | 1 | 1 | 1 | 90 | | | |

Source Data - DPMU-NHM & SUDA

New Construction of U-PHC

| District Name | ULB Name | Year of Approval | Period | Physical Status | | | | | | | Financial Status (Rs. In Lakh) | | | |
|---------------|-----------|------------------|---------------|------------------------------|----------------------------------|--|-----------------------------------|---|--------------------------------|----------------------------|--------------------------------|--|------------------------------|---|
| | | | | No. of U-PHC approved for NC | No. of Plan estimate done by ULB | Plan estimate submitted to MED for vetting (No.) | Plan estimate vetted by MED (No.) | Plan estimate Approved by DH&F WS (No.) | Tender Process completed (No.) | Construction started (No.) | % of Physical progress | Available Fund at ULB level as on 30.04.17 | Exp. Incurred as on 30.04.17 | % of Exp. against Avail. Fund at ULB as on 30.04.17 |
| Purulia | Purulia | 2013-14 | Upto-Nov-2016 | 2 | 2 | 0 | 0 | 0 | 0 | 0 | 0 | 45.00 | 0.0 | 0% |
| | | | Upto-Apr-2017 | | 2 | 1 | 1 | 1 | 1 | 0 | 0 | | | |
| Rampurhat HD | Rampurhat | 2013-14 | Upto-Nov-2016 | 1 | 1 | 1 | 1 | 1 | 1 | 0 | 0 | 0.0 | 0.0 | - |
| | | | Upto-Apr-2017 | | 1 | 1 | 1 | 1 | 1 | 0 | 0 | | | |

Source Data - DPMU-NHM & SUDA

New Construction of U-PHC

| District Name | ULB Name | Year of Approval | Period | Physical Status | | | | | | | Financial Status (Rs. In Lakh) | | | |
|-------------------|-----------------|------------------|---------------|------------------------------|----------------------------------|--|-----------------------------------|---|--------------------------------|----------------------------|--------------------------------|--|------------------------------|---|
| | | | | No. of U-PHC approved for NC | No. of Plan estimate done by ULB | Plan estimate submitted to MED for vetting (No.) | Plan estimate vetted by MED (No.) | Plan estimate Approved by DH&F WS (No.) | Tender Process completed (No.) | Construction started (No.) | % of Physical progress | Available Fund at ULB level as on 30.04.17 | Exp. Incurred as on 30.04.17 | % of Exp. against Avail. Fund at ULB as on 30.04.17 |
| South 24 Parganas | Maheshtala | 2013-14 | Upto-Nov-2016 | 3 | 3 | 3 | 3 | 3 | 3 | 0 | 0 | 7.50 | 0.0 | 0% |
| | | | Upto-Apr-2017 | | 3 | 3 | 3 | 3 | 3 | 3 | 2 nos.- 55 1 no.- 40 | | | |
| | Rajpur Sonarpur | 2014-15 | Upto-Nov-2016 | 4 | 3 | 3 | 3 | 3 | 3 | 0 | 0 | 45.00 | 0.0 | 0% |
| | | | Upto-Apr-2017 | | 4 | 4 | 3 | 3 | 3 | 0 | 0 | | | |

Source Data - DPMU-NHM & SUDA

Renovation of U-PHC

| District Name | ULB Name | Year of Approval | Period | Physical Status | | | | | | | Financial Status (Rs. In Lakh) | | | |
|-------------------|-------------|------------------|---------------|-----------------------|----------------------------------|--|-----------------------------------|---|--------------------------------|----------------------------|--|--|------------------------------|---|
| | | | | No. of U-PHC approved | No. of Plan estimate done by ULB | Plan estimate submitted to MED for vetting (No.) | Plan estimate vetted by MED (No.) | Plan estimate Approved by DH&F WS (No.) | Tender Process completed (No.) | Construction started (No.) | % of Physical progress | Available Fund at ULB level as on 30.04.17 | Exp. Incurred as on 30.04.17 | % of Exp. against Avail. Fund at ULB as on 30.04.17 |
| Paschim Bardhaman | Asansol MC | 2013-14 | Upto-Nov-2016 | 11 | 11 | | | | 11 | 11 | 100 | 17.37 | 0.0 | 0% |
| | | | Upto-Apr-2017 | | 11 | | | | 11 | 11 | 100 | | | |
| | Durgapur MC | 2013-14 | Upto-Nov-2016 | 8 | 8 | | | | 8 | 8 | 1 no.- 100 3 nos.- 85 3 nos.- 70 1 no. - 10 | 30.34 | 0.0 | 0% |
| | | | Upto-Apr-2017 | | 8 | | | | 8 | 8 | 4 nos.- 100 3 nos.- 85 1 no. - 25 | | | |

Source Data - DPMU-NHM & SUDA

Renovation of U-PHC

| District Name | ULB Name | Year of Approval | Period | Physical Status | | | | | | | Financial Status (Rs. In Lakh) | | | |
|-------------------|-----------|------------------|---------------|-----------------------|----------------------------------|--|-----------------------------------|---|--------------------------------|----------------------------|--------------------------------|--|------------------------------|---|
| | | | | No. of U-PHC approved | No. of Plan estimate done by ULB | Plan estimate submitted to MED for vetting (No.) | Plan estimate vetted by MED (No.) | Plan estimate Approved by DH&F WS (No.) | Tender Process completed (No.) | Construction started (No.) | % of Physical progress | Available Fund at ULB level as on 30.04.17 | Exp. Incurred as on 30.04.17 | % of Exp. against Avail. Fund at ULB as on 30.04.17 |
| Paschim Medinipur | Kharagpur | 2014-15 | Upto-Nov-2016 | 4 | 4 | 4 | 0 | 0 | 0 | 0 | 0 | 20.81 | 1.30 | 6% |
| | | | Upto-Apr-2017 | | 4 | 4 | 4 | 4 | 4 | 4 | 100 | | | |
| Purba Burdwan | Burdwan | 2013-14 | Upto-Nov-2016 | 5 | 4 | 4 | 4 | 4 | 4 | 4 | 3 | 25.00 | 0.0 | 0% |
| | | | Upto-Apr-2017 | | 4 | 4 | 4 | 4 | 4 | 3 | 85 | | | |

Source Data - DPMU-NHM & SUDA

Renovation of U-PHC

| District Name | ULB Name | Year of Approval | Period | Physical Status | | | | | | | Financial Status (Rs. In Lakh) | | | |
|-------------------|-------------|------------------|---------------|-----------------------|----------------------------------|--|-----------------------------------|---|--------------------------------|----------------------------|--------------------------------|--|------------------------------|---|
| | | | | No. of U-PHC approved | No. of Plan estimate done by ULB | Plan estimate submitted to MED for vetting (No.) | Plan estimate vetted by MED (No.) | Plan estimate Approved by DH&F WS (No.) | Tender Process completed (No.) | Construction started (No.) | % of Physical progress | Available Fund at ULB level as on 30.04.17 | Exp. Incurred as on 30.04.17 | % of Exp. against Avail. Fund at ULB as on 30.04.17 |
| South 24 Parganas | Baruipur | 2015-16 | Upto-Nov-2016 | 1 | 1 | 1 | 1 | 1 | 1 | 1 | 70 | 2.68 | 0.0 | 0% |
| | | | Upto-Apr-2017 | | 1 | 1 | 1 | 1 | 1 | 1 | 85 | | | |
| | Budge Budge | 2015-16 | Upto-Nov-2016 | 2 | 2 | 2 | 2 | 2 | 2 | 0 | 0 | 10.00 | 0.0 | 0% |
| | | | Upto-Apr-2017 | | 2 | 2 | 2 | 2 | 2 | 2 | 1 no.- 85 1 no.- 55 | | | |

Source Data – DPMU-NHM & SUDA

Renovation of U-PHC

| District Name | ULB Name | Year of Approval | Period | Physical Status | | | | | | | Financial Status (Rs. In Lakh) | | | |
|-------------------|-----------------|------------------|---------------|-----------------------|----------------------------------|--|-----------------------------------|---|--------------------------------|----------------------------|--------------------------------|--|------------------------------|---|
| | | | | No. of U-PHC approved | No. of Plan estimate done by ULB | Plan estimate submitted to MED for vetting (No.) | Plan estimate vetted by MED (No.) | Plan estimate Approved by DH&F WS (No.) | Tender Process completed (No.) | Construction started (No.) | % of Physical progress | Available Fund at ULB level as on 30.04.17 | Exp. Incurred as on 30.04.17 | % of Exp. against Avail. Fund at ULB as on 30.04.17 |
| South 24 Parganas | Maheshtala | 2013-14 | Upto-Nov-2016 | 6 | 6 | 0 | 0 | 0 | 6 | 6 | 85 | 28.92 | 0.0 | 0% |
| | | | Upto-Apr-2017 | | 6 | 6 | 6 | 6 | 6 | 6 | 95 | | | |
| | Rajpur Sonarpur | 2014-15 | Upto-Nov-2016 | 4 | 4 | 3 | 3 | 3 | 3 | 2 | 85 | 9.09 | 0.0 | 0% |
| | | | Upto-Apr-2017 | | 4 | 4 | 4 | 4 | 3 | 2 | 2 nos.- 98 1 no.- 40 | | | |

Source Data – DPMU-NHM & SUDA

Office Expenses & Untied Grant of U-PHC (Rs. in Lakh)

| District Name | ULB Name | Avg. No. of Patient treated at OPD per month per functional UPHC (2016-17) | Avg. No. of Patient treated at OPD per month per functional UPHC (2017-18-Apr-17) | Office Expenses | | | | Untied grant | | | |
|---------------|-----------|--|---|-----------------|---------------------|--|-------|--------------|---------------------|--|------|
| | | | | 2016-17 | | 2017-18 (Apr-17) | | 2016-17 | | 2017-18 (Apr-17) | |
| | | | | Cum. Exp. | Avg. Exp. Per month | Available Fund at ULB level as on 30.04.17 (Before Exp.) | Exp. | Cum. Exp. | Avg. Exp. Per month | Available Fund at ULB level as on 30.04.17 (Before Exp.) | Exp. |
| Bankura | Bankura | 1432 | 1694 | 0.79 | 0.07 | 0.11 | 0.04 | 3.41 | 0.3 | -1.16 | 0.07 |
| Birbhum | Bolpur | 859 | 1184 | 1.89 | 0.16 | -0.99 | 0.0 | 1.99 | 0.17 | 0.01 | 0.0 |
| | Suri | 120 | 238 | 0.41 | 0.03 | -0.12 | 0.06 | 0.88 | 0.07 | -0.32 | 0.0 |
| Bishnupur HD | Bishnupur | 1052 | 924 | 0.10 | 0.01 | 0.04 | 0.001 | 0.17 | 0.01 | 0.37 | 0.01 |

Source Data – DPMU-NHM & SUDA

Office Expenses & Untied Grant of U-PHC (Rs. in Lakh)

| District Name | ULB Name | Avg. No. of Patient treated at OPD per month per functional UPHC (2016-17) | Avg. No. of Patient treated at OPD per month per functional UPHC (2017-18-Apr-17) | Office Expenses | | | | Untied grant | | | |
|--------------------|-----------------|--|---|-----------------|---------------------|--|------|--------------|---------------------|--|------|
| | | | | 2016-17 | | 2017-18 (Apr-17) | | 2016-17 | | 2017-18 (Apr-17) | |
| | | | | Cum. Exp. | Avg. Exp. Per month | Available Fund at ULB level as on 30.04.17 (Before Exp.) | Exp. | Cum. Exp. | Avg. Exp. Per month | Available Fund at ULB level as on 30.04.17 (Before Exp.) | Exp. |
| Diamond Harbour HD | Diamond Harbour | 259 | 358 | 0.0 | 0.0 | 0.30 | 0.0 | 0.39 | 0.03 | 0.36 | 0.0 |
| Jhargram HD | Jhargram | 1041 | 783 | 0.31 | 0.03 | -0.01 | 0.0 | 0.0 | 0.0 | 0.0 | 0.0 |
| Nandigama HD | Contai | 1049 | 1472 | 1.04 | 0.09 | -0.46 | 0.07 | 2.0 | 0.17 | -1.64 | 0.13 |
| Paschim Bardhaman | Asansol MC | 408 | 450 | 0.0 | 0.0 | 0.90 | 0.0 | 0.0 | 0.0 | 6.88 | 1.65 |
| | Durgapur MC | 656 | 1013 | 5.60 | 0.47 | -2.30 | 0.05 | 4.51 | 0.38 | 3.97 | 0.32 |

Source Data – DPMU-NHM & SUDA

Office Expenses & Untied Grant of U-PHC (Rs. in Lakh)

| District Name | ULB Name | Avg. No. of Patient treated at OPD per month per functional UPHC (2016-17) | Avg. No. of Patient treated at OPD per month per functional UPHC (2017-18-Apr-17) | Office Expenses | | | | Untied grant | | | |
|-------------------|-----------|--|---|-----------------|---------------------|--|------|--------------|---------------------|--|------|
| | | | | 2016-17 | | 2017-18 (Apr-17) | | 2016-17 | | 2017-18 (Apr-17) | |
| | | | | Cum. Exp. | Avg. Exp. Per month | Available Fund at ULB level as on 30.04.17 (Before Exp.) | Exp. | Cum. Exp. | Avg. Exp. Per month | Available Fund at ULB level as on 30.04.17 (Before Exp.) | Exp. |
| Paschim Medinipur | Ghatal | 773 | 1381 | 0.45 | 0.04 | 0.001 | 0.0 | 0.99 | 0.08 | 0.001 | 0.0 |
| | Kharagpur | 492 | 582 | 0.66 | 0.06 | 0.24 | 0.05 | 15.50 | 1.29 | -6.53 | 0.0 |
| | Medinipur | 378 | 1031 | 0.89 | 0.07 | 0.01 | 0.0 | 2.29 | 0.19 | -0.04 | 0.01 |
| Purba Burdwan | Burdwan | 261 | 357 | 0.0 | 0.0 | 0.36 | 0.0 | 1.68 | 0.14 | 0.42 | 0.0 |
| | Kalna | 325 | 701 | 0.32 | 0.03 | 0.04 | 0.04 | 1.86 | 0.16 | -0.86 | 0.08 |

Source Data – DPMU-NHM & SUDA

Office Expenses & Untied Grant of U-PHC (Rs. in Lakh)

| District Name | ULB Name | Avg. No. of Patient treated at OPD per month per functional UPHC (2016-17) | Avg. No. of Patient treated at OPD per month per functional UPHC (2017-18-Apr-17) | Office Expenses | | | | Untied grant | | | |
|-----------------|------------|--|---|-----------------|---------------------|--|------|--------------|---------------------|--|------|
| | | | | 2016-17 | | 2017-18 (Apr-17) | | 2016-17 | | 2017-18 (Apr-17) | |
| | | | | Cum. Exp. | Avg. Exp. Per month | Available Fund at ULB level as on 30.04.17 (Before Exp.) | Exp. | Cum. Exp. | Avg. Exp. Per month | Available Fund at ULB level as on 30.04.17 (Before Exp.) | Exp. |
| Purba Burdwan | Katwa | 514 | 412 | 0.29 | 0.02 | 0.49 | 0.0 | 0.43 | 0.04 | 1.57 | 0.01 |
| Purba Medinipur | Haldia | 1013 | 1174 | 2.40 | 0.2 | 0.0 | 0.0 | 0.88 | 0.07 | 0.10 | 0.0 |
| | Panskura | 644 | 669 | 0.15 | 0.01 | 0.30 | 0.0 | 1.07 | 0.09 | 0.13 | 0.13 |
| | Tamralipta | 973 | 1591 | 0.96 | 0.08 | -0.63 | 0.05 | 0.69 | 0.06 | -0.09 | 0.0 |

Source Data – DPMU-NHM & SUDA

Office Expenses & Untied Grant of U-PHC (Rs. in Lakh)

| District Name | ULB Name | Avg. No. of Patient treated at OPD per month per functional UPHC (2016-17) | Avg. No. of Patient treated at OPD per month per functional UPHC (2017-18-Apr-17) | Office Expenses | | | | Untied grant | | | |
|-------------------|-------------|--|---|-----------------|---------------------|--|------|--------------|---------------------|--|------|
| | | | | 2016-17 | | 2017-18 (Apr-17) | | 2016-17 | | 2017-18 (Apr-17) | |
| | | | | Cum. Exp. | Avg. Exp. Per month | Available Fund at ULB level as on 30.04.17 (Before Exp.) | Exp. | Cum. Exp. | Avg. Exp. Per month | Available Fund at ULB level as on 30.04.17 (Before Exp.) | Exp. |
| Purulia | Purulia | 291 | 305 | 0.25 | 0.02 | 0.64 | 0.0 | 0.63 | 0.05 | 1.64 | 0.0 |
| Rampurhat | Rampurhat | 709 | 977 | 0.52 | 0.04 | -0.10 | 0.05 | 0.63 | 0.05 | 0.07 | 0.0 |
| South 24 Parganas | Baruipur | 128 | 510 | 0.46 | 0.04 | -0.01 | 0.25 | 1.68 | 0.14 | 0.07 | 0.06 |
| | Budge Budge | 574 | 799 | 1.17 | 0.10 | -0.57 | 0.10 | 3.48 | 0.29 | 0.02 | 0.0 |

Source Data - DPMU-NHM & SUDA

Office Expenses & Untied Grant of U-PHC (Rs. in Lakh)

| District Name | ULB Name | Avg. No. of Patient treated at OPD per month per functional UPHC (2016-17) | Avg. No. of Patient treated at OPD per month per functional UPHC (2017-18-Apr-17) | Office Expenses | | | | Untied grant | | | |
|-------------------|-----------------|--|---|-----------------|---------------------|--|------|--------------|---------------------|--|------|
| | | | | 2016-17 | | 2017-18 (Apr-17) | | 2016-17 | | 2017-18 (Apr-17) | |
| | | | | Cum. Exp. | Avg. Exp. Per month | Available Fund at ULB level as on 30.04.17 (Before Exp.) | Exp. | Cum. Exp. | Avg. Exp. Per month | Available Fund at ULB level as on 30.04.17 (Before Exp.) | Exp. |
| South 24 Parganas | Maheshtala | 153 | 222 | 0.16 | 0.01 | 0.84 | 0.22 | 0.43 | 0.04 | 6.27 | 0.84 |
| | Rajpur Sonarpur | 144 | 367 | 1.68 | 0.14 | -1.34 | 0.0 | 3.57 | 0.30 | -1.61 | 0.06 |
| Total | | 531 | 710 | 20.5 | 1.71 | 4.27 | 0.98 | 49.16 | 4.10 | 21.88 | 3.37 |

Source Data - DPMU-NHM & SUDA

Expenditure incurred by ULB on Procurement of Drugs (20%)

| District | ULB | Avg. OPD per month per functional U-PHC (2016-17) | Financial Progress (Rs. in Lakh) | | |
|----------|---------|---|--|----------------------------------|------------------|
| | | | Available Fund at ULB level during 2016-17 (Before Exp.) | Cumulative Expenditure (2016-17) | % of Expenditure |
| Bankura | Bankura | 1432 | 9.38 | 0.0 | 0% |
| Birbhum | Bolpur | 859 | 5.00 | 0.0 | 0% |
| | Suri | 120 | 1.88 | 0.21 | 11% |

Source Data – DPMU-NHM & SUDA

Expenditure incurred by ULB on Procurement of Drugs (20%)

| District | ULB | Avg. OPD per month per functional U-PHC (2016-17) | Financial Progress (Rs. in Lakh) | | |
|--------------------|-----------------|---|--|----------------------------------|------------------|
| | | | Available Fund at ULB level during 2016-17 (Before Exp.) | Cumulative Expenditure (2016-17) | % of Expenditure |
| Bishnupur HD | Bishnupur | 1052 | 2.28 | 0.0 | 0% |
| Diamond Harbour HD | Diamond Harbour | 259 | 1.88 | 0.0 | 0% |
| Jhargram | Jhargram | 1041 | 1.88 | 0.56 | 30% |

Source Data – DPMU-NHM & SUDA

Expenditure incurred by ULB on Procurement of Drugs (20%)

| District | ULB | Avg. OPD per month per functional U-PHC (2016-17) | Financial Progress (Rs. in Lakh) | | |
|-------------------|-------------|---|--|----------------------------------|------------------|
| | | | Available Fund at ULB level during 2016-17 (Before Exp.) | Cumulative Expenditure (2016-17) | % of Expenditure |
| Paschim Bardhaman | Asansol MC | 408 | 21.87 | 8.36 | 38% |
| | Durgapur MC | 656 | 6.55 | 0.33 | 5% |

Source Data - DPMU-NHM & SUDA

Expenditure incurred by ULB on Procurement of Drugs (20%)

| District | ULB | Avg. OPD per month per functional U-PHC (2016-17) | Financial Progress (Rs. in Lakh) | | |
|-------------------|-----------|---|--|----------------------------------|------------------|
| | | | Available Fund at ULB level during 2016-17 (Before Exp.) | Cumulative Expenditure (2016-17) | % of Expenditure |
| Nandigram HD | Contai | 1049 | 4.93 | 4.92 | 100% |
| Paschim Medinipur | Ghatal | 773 | 2.50 | 2.49 | 100% |
| | Kharagpur | 492 | 21.22 | 20.64 | 97% |

Source Data - DPMU-NHM & SUDA

Expenditure incurred by ULB on Procurement of Drugs (20%)

| District | ULB | Avg. OPD per month per functional U-PHC (2016-17) | Financial Progress (Rs. in Lakh) | | |
|-------------------|-----------|---|--|----------------------------------|------------------|
| | | | Available Fund at ULB level during 2016-17 (Before Exp.) | Cumulative Expenditure (2016-17) | % of Expenditure |
| Paschim Medinipur | Medinipur | 378 | 11.23 | 0.10 | 1% |
| Purba Burdwan | Burdwan | 261 | 0.25 | 1.38 | >100% |
| | Kalna | 325 | 0.50 | 0.02 | 5% |

Source Data – DPMU-NHM & SUDA

Expenditure incurred by ULB on Procurement of Drugs (20%)

| District | ULB | Avg. OPD per month per functional U-PHC (2016-17) | Financial Progress (Rs. in Lakh) | | |
|-----------------|----------|---|--|----------------------------------|------------------|
| | | | Available Fund at ULB level during 2016-17 (Before Exp.) | Cumulative Expenditure (2016-17) | % of Expenditure |
| Purba Burdwan | Katwa | 514 | 3.00 | 1.73 | 58% |
| Purba Medinipur | Haldia | 1013 | 4.46 | 5.68 | >100% |
| | Panskura | 644 | 0.50 | 0.19 | 37% |

Source Data – DPMU-NHM & SUDA

Expenditure incurred by ULB on Procurement of Drugs (20%)

| District | ULB | Avg. OPD per month per functional U-PHC (2016-17) | Financial Progress (Rs. in Lakh) | | |
|-----------------|------------|---|--|----------------------------------|------------------|
| | | | Available Fund at ULB level during 2016-17 (Before Exp.) | Cumulative Expenditure (2016-17) | % of Expenditure |
| Purba Medinipur | Tamralipta | 973 | 1.25 | 0.81 | 64% |
| Purulia | Purulia | 291 | 2.89 | 0.04 | 1% |
| Rampurhat HD | Rampurhat | 709 | 1.20 | 0.73 | 61% |

Source Data – DPMU-NHM & SUDA

Expenditure incurred by ULB on Procurement of Drugs (20%)

| District | ULB | Avg. OPD per month per functional U-PHC (2016-17) | Financial Progress (Rs. in Lakh) | | |
|-------------------|-------------|---|--|----------------------------------|------------------|
| | | | Available Fund at ULB level during 2016-17 (Before Exp.) | Cumulative Expenditure (2016-17) | % of Expenditure |
| South 24 Parganas | Baruipur | 128 | 0.50 | 0.28 | 57% |
| | Budge Budge | 574 | 3.00 | 1.00 | 33% |
| | Maheshtala | 153 | 5.63 | 4.14 | 74% |

Source Data – DPMU-NHM & SUDA

Expenditure incurred by ULB on Procurement of Drugs (20%)

| District | ULB | Avg. OPD per month per functional U-PHC (2016-17) | Financial Progress (Rs. in Lakh) | | |
|-------------------|-----------------|---|--|----------------------------------|------------------|
| | | | Available Fund at ULB level during 2016-17 (Before Exp.) | Cumulative Expenditure (2016-17) | % of Expenditure |
| South 24 Parganas | Rajpur Sonarpur | 144 | 8.23 | 1.24 | 15% |
| Total | | 531 | 122.01 | 54.85 | 45% |

Source Data – DPMT/NHM & SUDA

Engagement of LDC & Computer Procurement Status (April-2017)

| District | ULB | Total No. of Computer required in U-PHC | Total No. of Computer procured & installed in U-PHC | LDC (in position) |
|--------------|-----------|---|---|-------------------|
| Bankura | Bankura | 3 | 3 | 2 |
| Birbhum | Bolpur | 2 | 0 | 2 |
| | Suri | 1 | 1 | 1 |
| Bishnupur HD | Bishnupur | 1 | 0 | 1 |

Source Data – DPMT/NHM & SUDA

Engagement of LDC & Computer Procurement Status (April-2017)

| District | ULB | Total No. of Computer required in U-PHC | Total No. of Computer procured & installed in U-PHC | LDC (in position) |
|-------------------|-------------|---|---|-------------------|
| Paschim Bardhaman | Asansol MC | 23 | 0 | 0 |
| | Durgapur MC | 11 | 11 | 11 |

Source Data - DPMU-NHM & SUDA

Engagement of LDC & Computer Procurement Status (April-2017)

| District | ULB | Total No. of Computer required in U-PHC | Total No. of Computer procured & installed in U-PHC | LDC (in position) |
|--------------------|-----------------|---|---|-------------------|
| Diamond Harbour HD | Diamond Harbour | 1 | 0 | 0 |
| Jhargram | Jhargram | 1 | 1 | 1 |
| Nandigram HD | Contai | 2 | 2 | 2 |
| Paschim Medinipur | Ghatal | 1 | 1 | 1 |

Source Data - DPMU-NHM & SUDA

Engagement of LDC & Computer Procurement Status (April-2017)

| District | ULB | Total No. of Computer required in U-PHC | Total No. of Computer procured & installed in U-PHC | LDC (in position) |
|-------------------|-----------|---|---|-------------------|
| Paschim Medinipur | Kharagpur | 6 | 6 | 6 |
| | Medinipur | 3 | 3 | 3 |
| Purba Burdwan | Burdwan | 6 | 6 | 0 |
| | Kalna | 1 | 1 | 1 |

Source Data – DPMU-NHM & SUDA

Engagement of LDC & Computer Procurement Status (April-2017)

| District | ULB | Total No. of Computer required in U-PHC | Total No. of Computer procured & installed in U-PHC | LDC (in position) |
|-----------------|------------|---|---|-------------------|
| Purba Burdwan | Katwa | 2 | 2 | 2 |
| Purba Medinipur | Haldia | 4 | 4 | 4 |
| | Panskura | 1 | 1 | 1 |
| | Tamralipta | 1 | 1 | 1 |

Source Data – DPMU-NHM & SUDA

Engagement of LDC & Computer Procurement Status (April-2017)

| District | ULB | Total No. of Computer required in U-PHC | Total No. of Computer procured & installed in U-PHC | LDC (in position) |
|-------------------|-------------|---|---|-------------------|
| Purulia | Purulia | 2 | 0 (Procured -2) | 0 |
| Rampurhat HD | Rampurhat | 1 | 1 | 1 |
| South 24 Parganas | Baruipur | 1 | 1 | 1 |
| | Budge Budge | 2 | 2 | 2 |

Source Data - DPMU-NHM & SUDA

Engagement of LDC & Computer Procurement Status (April-2017)

| District | ULB | Total No. of Computer required in U-PHC | Total No. of Computer procured & installed in U-PHC | LDC (in position) |
|-------------------|-----------------|---|---|-------------------|
| South 24 Parganas | Maheshtala | 9 | 9 | 0 |
| | Rajpur Sonarpur | 8 | 8 | 8 |
| Total | | 93 | 64 | 51 |

Source Data - DPMU-NHM & SUDA

Engagement of Lab Tech & functional of Laboratory (as on April - 2017)

| District | ULB | Total No. of U-PHC (Functional / Sanctioned) | Total No. of Laboratory functional in U-PHC | Lab - Tech (in position) |
|--------------|-----------|--|---|--------------------------|
| Bankura | Bankura | 3 / 3 | 0 | 0 |
| Birbhum | Bolpur | 2 / 2 | 1 | 1 |
| | Suri | 1 / 1 | 0 | 0 |
| Bishnupur HD | Bishnupur | 1 / 1 | 0 | 0 |

Source Data – DPMU-NHM & SUDA

Engagement of Lab Tech & functional of Laboratory (as on April - 2017)

| District | ULB | Total No. of U-PHC (Functional / Sanctioned) | Total No. of Laboratory functional in U-PHC | Lab - Tech (in position) |
|-------------------|-------------|--|---|--------------------------|
| Paschim Bardhaman | Asansol MC | 12 / 23 | 0 | 0 |
| | Durgapur MC | 11 / 11 | 0 | 0 |

Source Data – DPMU-NHM & SUDA

Engagement of Lab Tech & functional of Laboratory (as on April - 2017)

| District | ULB | Total No. of U-PHC (Functional / Sanctioned) | Total No. of Laboratory functional in U-PHC | Lab - Tech (in position) |
|--------------------|-----------------|--|---|--------------------------|
| Diamond Harbour HD | Diamond Harbour | 1 / 1 | 0 | 0 |
| Jhargram | Jhargram | 1 / 1 | 1 | 1 |
| Nandigram HD | Contai | 2 / 2 | 2 | 1 |
| Paschim Medinipur | Ghatal | 1 / 1 | 0 | 0 |

Source Data – DPMU-NHM & SUDA

Engagement of Lab Tech & functional of Laboratory (as on April - 2017)

| District | ULB | Total No. of U-PHC (Functional / Sanctioned) | Total No. of Laboratory functional in U-PHC | Lab - Tech (in position) |
|-------------------|-----------|--|---|--------------------------|
| Paschim Medinipur | Kharagpur | 5 / 6 | 0 | 0 |
| | Medinipur | 3 / 3 | 0 | 0 |
| Purba Burdwan | Burdwan | 6 / 6 | 0 | 0 |
| | Kalna | 1 / 1 | 0 | 0 |

Source Data – DPMU-NHM & SUDA

Engagement of Lab Tech & functional of Laboratory (as on April - 2017)

| District | ULB | Total No. of U-PHC (Functional / Sanctioned) | Total No. of Laboratory functional in U-PHC | Lab - Tech (in position) |
|-----------------|------------|--|---|--------------------------|
| Purba Burdwan | Katwa | 2 / 2 | 0 | 0 |
| Purba Medinipur | Haldia | 4 / 4 | 2 | 2 |
| | Panskura | 1 / 1 | 0 | 0 |
| | Tamralipta | 1 / 1 | 1 | 1 |

Source Data – DPMU-NHM & SUDA

Engagement of Lab Tech & functional of Laboratory (as on April - 2017)

| District | ULB | Total No. of U-PHC (Functional / Sanctioned) | Total No. of Laboratory functional in U-PHC | Lab - Tech (in position) |
|-------------------|-------------|--|---|--------------------------|
| Purulia | Purulia | 2 / 2 | 2 | 2 |
| Rampurhat HD | Rampurhat | 1 / 1 | 0 | 0 |
| South 24 Parganas | Baruipur | 1 / 1 | 0 | 0 |
| | Budge Budge | 2 / 2 | 0 | 2 |

Source Data – DPMU-NHM & SUDA

Engagement of Lab Tech & functional of Laboratory (as on April - 2017)

| District | ULB | Total No. of U-PHC (Functional / Sanctioned) | Total No. of Laboratory functional in U-PHC | Lab - Tech (in position) |
|-------------------|-----------------|--|---|--------------------------|
| South 24 Parganas | Maheshtala | 7 / 9 | 0 | 1 |
| | Rajpur Sonarpur | 6 / 8 | 0 | 1 |
| TOTAL | | 77 / 93 | 9 | 12 |

Source Data - DPMU-NHM & SUDA

HR Status (as on 30.04.2017)

| District | ULB Name | Total No. of U-PHC (Functional / Sanctioned) | Full Time MO (Position) | Part Time MO (Position) | Lab Technician (Position) | Support Staff (LDC) (Position) | Support Staff (Grp. D) (Position) |
|--------------|-----------|--|-------------------------|-------------------------|---------------------------|--------------------------------|-----------------------------------|
| Bankura | Bankura | 3 / 3 | 2 | 3 | 0 | 2 | 3 |
| Birbhum | Bolpur | 2 / 2 | 2 | 2 | 1 | 2 | 2 |
| | Suri | 1 / 1 | 0 | 1 | 0 | 1 | 1 |
| Bishnupur HD | Bishnupur | 1 / 1 | 1 | 0 | 0 | 1 | 1 |

Source Data - DPMU-NHM & SUDA

HR Status (as on 30.04.2017)

| District | ULB Name | Total No. of U-PHC (Functional / Sanctioned) | Full Time MO (Position) | Part Time MO (Position) | Lab Technician (Position) | Support Staff (LDC) (Position) | Support Staff (Grp. D) (Position) |
|--------------------|-----------------|--|-------------------------|-------------------------|---------------------------|--------------------------------|-----------------------------------|
| Diamond Harbour HD | Diamond Harbour | 1 / 1 | 0 | 2 | 0 | 0 | 0 |
| Jhargram | Jhargram | 1 / 1 | 1 | 1 | 1 | 1 | 1 |
| Nandigram HD | Contai | 2 / 2 | 1 | 2 | 1 | 2 | 2 |
| Paschim Bardhaman | Asansol MC | 12 / 23 | 17 | 9 | 0 | 0 | 0 |
| | Durgapur MC | 11 / 11 | 6 | 10 | 0 | 11 | 11 |

Source Data – DPMU-NHM & SUDA

HR Status (as on 30.04.2017)

| District | ULB Name | Total No. of U-PHC (Functional / Sanctioned) | Full Time MO (Position) | Part Time MO (Position) | Lab Technician (Position) | Support Staff (LDC) (Position) | Support Staff (Grp. D) (Position) |
|-------------------|-----------|--|-------------------------|-------------------------|---------------------------|--------------------------------|-----------------------------------|
| Paschim Medinipur | Ghatal | 1 / 1 | 1 | 1 | 0 | 1 | 1 |
| | Kharagpur | 5 / 6 | 4 | 4 | 0 | 6 | 6 |
| | Medinipur | 3 / 3 | 3 | 3 | 0 | 3 | 3 |
| Purba Burdwan | Burdwan | 6 / 6 | 3 | 0 | 0 | 0 | 0 |
| | Kalna | 1 / 1 | 0 | 1 | 0 | 1 | 1 |

Source Data – DPMU-NHM & SUDA

HR Status (as on 30.04.2017)

| District | ULB Name | Total No. of U-PHC (Functional / Sanctioned) | Full Time MO (Position) | Part Time MO (Position) | Lab Technician (Position) | Support Staff (LDC) (Position) | Support Staff (Grp. D) (Position) |
|-----------------|------------|--|-------------------------|-------------------------|---------------------------|--------------------------------|-----------------------------------|
| Purba Burdwan | Katwa | 2 / 2 | 1 | 2 | 0 | 2 | 2 |
| Purba Medinipur | Haldia | 4 / 4 | 4 | 3 | 2 | 4 | 3 |
| | Panskura | 1 / 1 | 1 | 1 | 0 | 1 | 1 |
| | Tamralipta | 1 / 1 | 0 | 3 | 1 | 1 | 1 |

Source Data – DPMU-NHM & SUDA

HR Status (as on 30.04.2017)

| District | ULB Name | Total No. of U-PHC (Functional / Sanctioned) | Full Time MO (Position) | Part Time MO (Position) | Lab Technician (Position) | Support Staff (LDC) (Position) | Support Staff (Grp. D) (Position) |
|-------------------|-------------|--|-------------------------|-------------------------|---------------------------|--------------------------------|-----------------------------------|
| Purulia | Purulia | 2 / 2 | 0 | 0 | 2 | 0 | 2 |
| Rampurhat HD | Rampurhat | 1 / 1 | 1 | 1 | 0 | 1 | 1 |
| South 24 Parganas | Baruipur | 1 / 1 | 1 | 0 | 0 | 1 | 1 |
| | Budge Budge | 2 / 2 | 2 | 1 | 2 | 2 | 2 |

Source Data – DPMU-NHM & SUDA

HR Status (as on 30.04.2017)

| District | ULB Name | Total No. of U-PHC (Functional / Sanctioned) | Full Time MO (Position) | Part Time MO (Position) | Lab Technician (Position) | Support Staff (LDC) (Position) | Support Staff (Grp. D) (Position) |
|-------------------|-----------------|--|-------------------------|-------------------------|---------------------------|--------------------------------|-----------------------------------|
| South 24 Parganas | Maheshtala | 7 / 9 | 5 | 2 | 1 | 0 | 0 |
| | Rajpur Sonarpur | 6 / 8 | 3 | 7 | 1 | 8 | 8 |
| Total | | 77 / 93 | 59 | 59 | 12 | 51 | 53 |

Source Data - DPMU-NHM & SUDA

HMIS Reporting

1. User ID & Password was received and shared with all concerned.
2. Facility wise reporting should be started from April - 2017.
3. Complete training on revised HMIS format of ULBs.

Source Data - DPMU-NHM & SUDA

Monthly review meeting at District (April 2017)

| District Name | No. of Monthly Meeting Planned | No. of Monthly Meeting held | No. of Participants | No. of Resolution sent to State |
|--------------------|--------------------------------|-----------------------------|---------------------|---------------------------------|
| Bankura | 1 | 1 | 17 | 0 |
| Birbhum | 1 | 1 | 3 | 0 |
| Bishnupur HD | 1 | 1 | 12 | 0 |
| Diamond Harbour HD | 1 | 0 | 0 | 0 |
| Jhargram | 1 | 0 | 0 | 0 |
| Nandigram HD | 1 | 1 | 13 | 0 |
| Paschim Burdwan | 1 | 0 | 0 | 0 |

Source Data – DPMU-NHM & SUDA

Monthly review meeting at District (April 2017)

| District Name | No. of Monthly Meeting Planned | No. of Monthly Meeting held | No. of Participants | No. of Resolution sent to State |
|-------------------|--------------------------------|-----------------------------|---------------------|---------------------------------|
| Paschim Medinipur | 1 | 1 | 17 | 1 |
| Purba Burdwan | 1 | 1 | 15 | 0 |
| Purba Medinipur | 1 | 1 | 13 | 1 |
| Purulia | 1 | 1 | 9 | 0 |
| Rampurhat HD | 1 | 1 | 27 | 1 |
| South 24 Parganas | 1 | 1 | 27 | 1 |

Source Data – DPMU-NHM & SUDA

| Monthly review meeting at ULB (April 2017) | | | | | |
|--|-----------------|--------------------------------|-----------------------------|---------------------|------------------------------------|
| District Name | ULB Name | No. of Monthly Meeting Planned | No. of Monthly Meeting held | No. of Participants | No. of Resolution sent to district |
| Bankura | Bankura | 1 | 0 | 0 | 0 |
| Birbhum | Bolpur | 1 | 4 | 43 | 4 |
| | Suri | 1 | 1 | 32 | 0 |
| Bishnupur HD | Bishnupur | 1 | 0 | 0 | 0 |
| Diamond Harbour HD | Diamond Harbour | 1 | 0 | 0 | 0 |
| Jhargram | Jhargram | 1 | 0 | 0 | 0 |

Source Data - DPMU-NHM & SUDA

| Monthly review meeting at ULB (April 2017) | | | | | |
|--|-------------|--------------------------------|-----------------------------|---------------------|------------------------------------|
| District Name | ULB Name | No. of Monthly Meeting Planned | No. of Monthly Meeting held | No. of Participants | No. of Resolution sent to district |
| Nandigram HD | Contai | 1 | 1 | 16 | 0 |
| Paschim Burdwan | Asansol MC | 1 | 0 | 0 | 0 |
| | Durgapur MC | 1 | 2 | 45 | 0 |
| Paschim Medinipur | Ghatal | 1 | 1 | 7 | 1 |
| | Kharagpur | 1 | 1 | 33 | 1 |
| | Medinipur | 1 | 1 | 9 | 1 |

Source Data - DPMU-NHM & SUDA

| Monthly review meeting at ULB (April 2017) | | | | | |
|--|------------|--------------------------------|-----------------------------|---------------------|------------------------------------|
| District Name | ULB Name | No. of Monthly Meeting Planned | No. of Monthly Meeting held | No. of Participants | No. of Resolution sent to district |
| Purba Burdwan | Burdwan | 1 | 0 | 0 | 0 |
| | Kalna | 1 | 0 | 0 | 0 |
| | Katwa | 1 | 0 | 0 | 0 |
| Purba Medinipur | Haldia | 1 | 0 | 0 | 0 |
| | Panskura | 1 | 1 | 14 | 0 |
| | Tamralipta | 1 | 1 | 11 | 0 |
| Purulia | Purulia | 1 | 0 | 0 | 0 |

Source Data – DPMU-NHM & SUDA

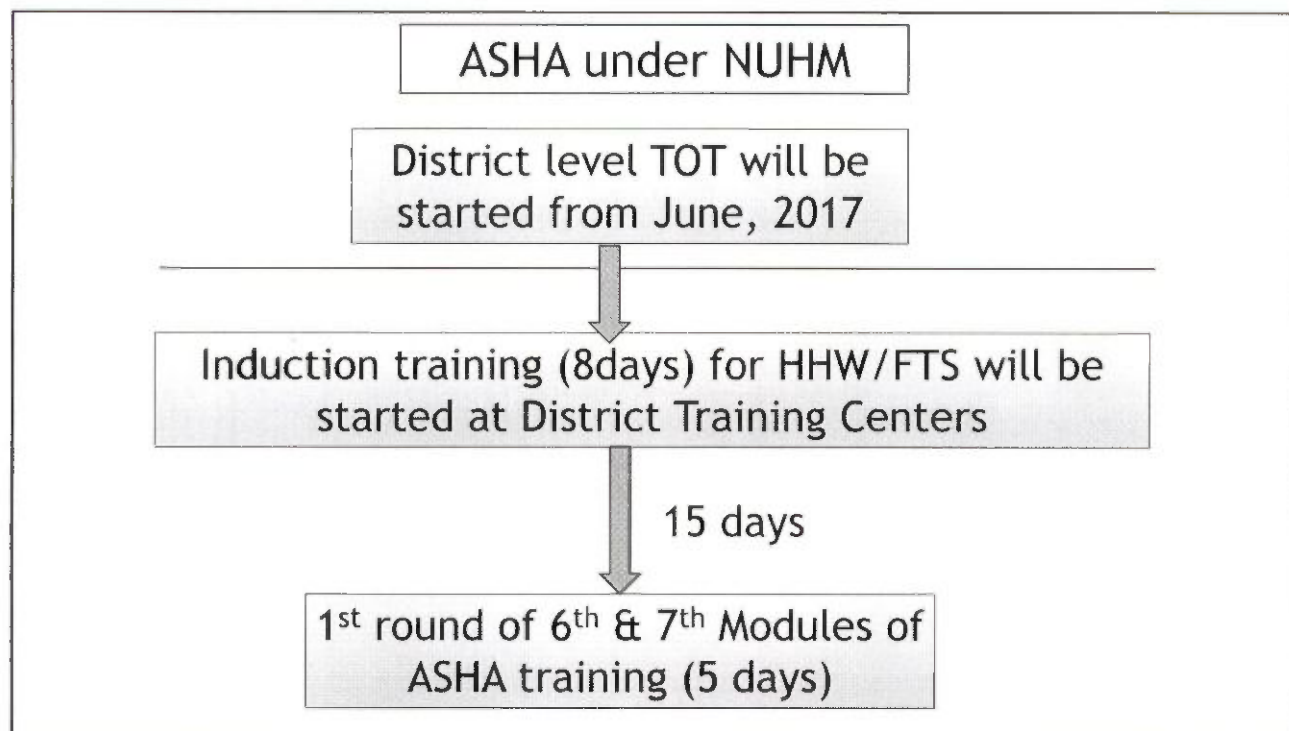
| Monthly review meeting at ULB (April 2017) | | | | | |
|--|-----------------|--------------------------------|-----------------------------|---------------------|------------------------------------|
| District Name | ULB Name | No. of Monthly Meeting Planned | No. of Monthly Meeting held | No. of Participants | No. of Resolution sent to district |
| Rampurhat HD | Rampurhat | 1 | 0 | 0 | 0 |
| South 24 Parganas | Baruipur | 1 | 1 | 65 | 1 |
| | Budge Budge | 1 | 0 | 0 | 0 |
| | Maheshtala | 1 | 1 | 56 | 0 |
| | Rajpur Sonarpur | 1 | 2 | 66 | 0 |
| TOTAL | | 22 | 15 | 352 | 8 |

Source Data – DPMU-NHM & SUDA

Community Process

ANM under NUHM

- ANM training has been started on 12.6.2017
- Joining reports will be kept in the NTSS
- Districts will be collected the joining details of trainee ANM from the respective NTSS
- Joining report will be sent to the SPMU, NUHM for maintaining the database
- Vacant posts will be filled up from the panel



Status of MAS formation

| Sl. No. | District | ULB | MAS Sanctioned | As per format of MAS details report | | | From monthly report | Remarks |
|---------|-------------------|-------------|----------------|-------------------------------------|-----------------------|-------------------------|---------------------|---------------------------------|
| | | | | No. of active SHGs converted to MAS | No. of new MAS FORMED | Total No. of MAS formed | | |
| 1 | Paschim Bardhaman | Asansol MC | 656 | 640 | 0 | 640 | 0 | |
| 2 | Paschim Bardhaman | Durgapur MC | 313 | NIL | | | 115 | Not sent the details MAS report |
| 3 | Bankura | Bankura | 84 | NIL | | | 0 | |
| 4 | Birbhum | Boipur | 56 | 56 | 0 | 56 | 56 | |
| 5 | Birbhum | Suri | 63 | 63 | 0 | 63 | 63 | |
| 6 | Bishnupur HD | Bishnupur | 41 | NIL | | | 0 | |
| 7 | Purba Bardhaman | Burdwan | 91 | NIL | | | 0 | |
| 8 | Purba Bardhaman | Kalna | 55 | NIL | | | 0 | |
| 9 | Purba Bardhaman | Katwa | 81 | NIL | | | 0 | |

Source Data – DPMU-NHM & SUDA

Status of MAS formation

| Sl. No. | District | ULB | MAS Sanctioned | As per format of MAS details report | | | From monthly report | Remarks |
|---------|--------------------|-----------------|----------------|-------------------------------------|-----------------------|-------------------------|---------------------|-------------------|
| | | | | No. of active SHGs converted to MAS | No. of new MAS FORMED | Total No. of MAS formed | | |
| 10 | Diamond Harbour HD | Diamond Harbour | 31 | NIL | | | 0 | |
| 11 | Jhargram HD | Jhargram | 49 | 61 | 0 | 61 | 49 | Report mismatched |
| 12 | Paschim Medinipur | Ghatal | 37 | 37 | 0 | 37 | 37 | |
| 13 | Paschim Medinipur | Kharagpur | 241 | 218 | 0 | 218 | 218 | |
| 14 | Paschim Medinipur | Medinipur | 126 | 0 | 125 | 125 | 125 | |
| 15 | Nandigram HD | Contai | 63 | 63 | 0 | 63 | 63 | reported from ULB |

Source Data - DPMU-NHM & SUDA

Status of MAS formation

| Sl. No. | District | ULB | MAS Sanctioned | As per format of MAS details report | | | From monthly report | Remarks |
|---------|-----------------|-----------|----------------|-------------------------------------|-----------------------|-------------------------|---------------------|---|
| | | | | No. of active SHGs converted to MAS | No. of new MAS FORMED | Total No. of MAS formed | | |
| 16 | Purba Medinipur | Haldia | 93 | 110 | 0 | 110 | 0 | reported from ULB, Not incorporated in the monthly report |
| 17 | Purba Medinipur | Panskura | 38 | 38 | 0 | 38 | 38 | reported from ULB |
| 18 | Purba Medinipur | Tamluk | 44 | 44 | 0 | 44 | 44 | reported from ULB |
| 19 | Purulia | Purulia | 92 | NIL | | | 0 | |
| 20 | Rampurhat HD | Rampurhat | 64 | 0 | 62 | 62 | 62 | |

Source Data - DPMU-NHM & SUDA

Status of MAS formation

| Sl. No. | District | ULB | MAS Sanctioned | As per format of MAS details report | | | From monthly report | Remarks |
|---------|---------------|-----------------|----------------|-------------------------------------|-----------------------|-------------------------|---------------------|--|
| | | | | No. of active SHGs converted to MAS | No. of new MAS FORMED | Total No. of MAS formed | | |
| 21 | South 24 Pgns | Baruipur | 32 | 0 | 32 | 32 | 32 | |
| 22 | South 24 Pgns | Budge Budge | 24 | 0 | 96 | 96 | 0 | Not incorporated in the monthly report |
| 23 | South 24 Pgns | Maheshtala | 288 | NIL | | | 0 | |
| 24 | South 24 Pgns | Rajpur Sonarpur | 158 | 30 | 113 | 143 | 143 | |

Source Data – DPMU-NHM & SUDA

**District level ToT of MAS must
be completed by DH&FWS
within July, 2017.**

Thank You...



রাষ্ট্রীয় স্বাস্থ্য মিশন

NUHM Review Meeting

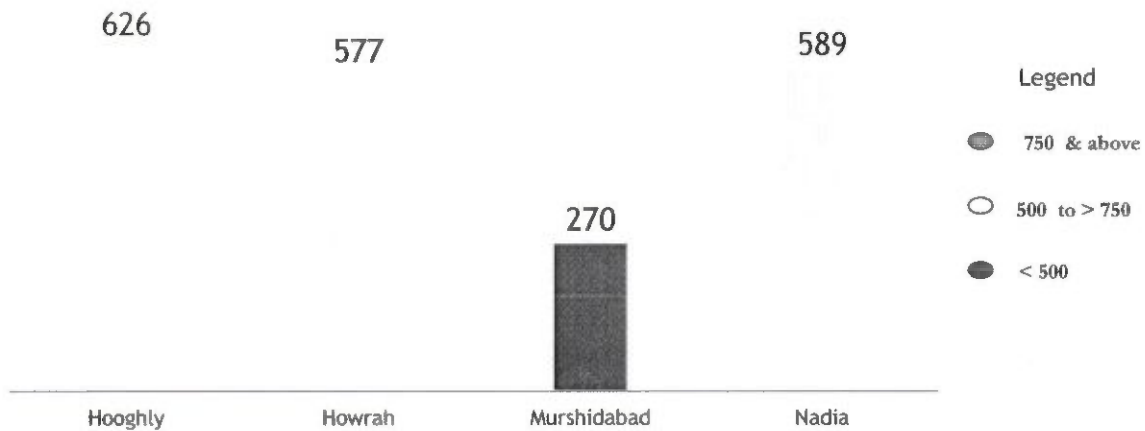
Date: 27th June, 2017

Time: 11:00 AM

Venue: 2nd Floor, Auditorium Hall, Swasthya Bhawan

Source Data – DPMU-NHM & SUDA

District wise no. of patients attended at OPD per month per functional U-PHC (2016-17)



Source Data – DPMU-NHM & SUDA

Functional Status of U-PHC

| District Name | ULB Name | U-PHC (Functional / Sanctioned) | 2016-17 | | | 2017-18 | |
|---------------|------------|---------------------------------------|-------------------------|--|---|------------------------------------|--|
| | | | Total Patient at OPD | Avg. No. of Patient treated at OPD per month | Avg. No. of Patient treated at OPD per month per functional UPHC | Total Patient at OPD (April) | Avg. No. of Patient treated at OPD per month per functional UPHC |
| Hooghly | Arambagh | 1 / 1 | 34467 | 2872 | 2872 | 2447 | 2447 |
| | Baidyabati | 2 / 2 | 2626 | 219 | 109 | 820 | 410 |
| | Bansberia | 2 / 2 | 45974 | 3831 | 1916 | 5165 | 2583 |

Source Data - DPMU-NHM & SUDA

Functional Status of U-PHC

| District Name | ULB Name | U-PHC (Function al / Sanctione d) | 2016-17 | | | 2017-18 | |
|---------------|-----------------|---|-------------------------|--|---|------------------------------------|--|
| | | | Total Patient at OPD | Avg. No. of Patient treated at OPD per month | Avg. No. of Patient treated at OPD per month per functional UPHC | Total Patient at OPD (April) | Avg. No. of Patient treated at OPD per month per functional UPHC |
| Hooghly | Bhadreswar | 2 / 2 | 9362 | 780 | 390 | 772 | 386 |
| | Champdany | 2 / 2 | 23018 | 1918 | 959 | 2531 | 1266 |
| | Chandannagar MC | 3 / 3 | 21390 | 1783 | 891 | 2601 | 867 |

Source Data - DPMU-NHM & SUDA

Functional Status of U-PHC

| District Name | ULB Name | U-PHC (Functional / Sanctioned) | 2016-17 | | | 2017-18 | |
|---------------|-----------------------|---------------------------------------|-------------------------|--|---|------------------------------------|--|
| | | | Total Patient at OPD | Avg. No. of Patient treated at OPD per month | Avg. No. of Patient treated at OPD per month per functional UPHC | Total Patient at OPD (April) | Avg. No. of Patient treated at OPD per month per functional UPHC |
| Hooghly | Dankuni | 2 / 2 | 22121 | 1843 | 922 | 1190 | 595 |
| | Hooghly- Chinsurah | 4 / 4 | 21364 | 1780 | 445 | 2232 | 558 |
| | Konnagar | 2 / 2 | 4040 | 337 | 168 | 1075 | 538 |

Source Data - DPMU-NHM & SUDA

Functional Status of U-PHC

| District Name | ULB Name | U-PHC (Functional / Sanctioned) | 2016-17 | | | 2017-18 | |
|---------------|----------------------|---------------------------------------|-------------------------|--|---|------------------------------------|--|
| | | | Total Patient at OPD | Avg. No. of Patient treated at OPD per month | Avg. No. of Patient treated at OPD per month per functional UPHC | Total Patient at OPD (April) | Avg. No. of Patient treated at OPD per month per functional UPHC |
| Hooghly | Rishra | 2 / 2 | 14123 | 1177 | 588 | 1090 | 545 |
| | Serampore | 4 / 4 | 10645 | 887 | 222 | 1066 | 267 |
| | Uttarpara Kotrung | 3 / 3 | 1303 | 109 | 36 | 454 | 151 |

Source Data - DPMU-NHM & SUDA

Functional Status of U-PHC

| District Name | ULB Name | U-PHC (Functional / Sanctioned) | 2016-17 | | | 2017-18 | |
|---------------|-----------|---------------------------------------|----------------------|--|--|------------------------------|--|
| | | | Total Patient at OPD | Avg. No. of Patient treated at OPD per month | Avg. No. of Patient treated at OPD per month per functional UPHC | Total Patient at OPD (April) | Avg. No. of Patient treated at OPD per month per functional UPHC |
| Howrah | Howrah MC | 13 / 27 | 105632 | 8803 | 677 | 11643 | 896 |
| | Uluberia | 4 / 4 | 11798 | 983 | 246 | 1427 | 357 |
| Murshidabad | Berhampur | 4 / 4 | 11340 | 945 | 236 | 2016 | 504 |

Source Data - DPMU/NHM & SUDA

Functional Status of U-PHC

| District Name | ULB Name | U-PHC (Functional / Sanctioned) | 2016-17 | | | 2017-18 | |
|---------------|------------------|---------------------------------------|----------------------|--|--|------------------------------|--|
| | | | Total Patient at OPD | Avg. No. of Patient treated at OPD per month | Avg. No. of Patient treated at OPD per month per functional UPHC | Total Patient at OPD (April) | Avg. No. of Patient treated at OPD per month per functional UPHC |
| Murshidabad | Dhulian | 2 / 2 | 6158 | 513 | 257 | 408 | 204 |
| | Jangipur | 2 / 2 | 7874 | 656 | 328 | 713 | 357 |
| | Jiaganj-Azimganj | 2 / 2 | 9440 | 787 | 393 | 1246 | 623 |

Source Data - DPMU/NHM & SUDA

Functional Status of U-PHC

| District Name | ULB Name | U-PHC (Functional / Sanctioned) | 2016-17 | | | 2017-18 | |
|---------------|----------------|---------------------------------------|-------------------------|--|---|------------------------------------|--|
| | | | Total Patient at OPD | Avg. No. of Patient treated at OPD per month | Avg. No. of Patient treated at OPD per month per functional UPHC | Total Patient at OPD (April) | Avg. No. of Patient treated at OPD per month per functional UPHC |
| Murshidabad | Kandi | 1 / 1 | 823 | 69 | 69 | 339 | 339 |
| Nadia | Chakdaha | 2 / 2 | 15681 | 1307 | 653 | 2325 | 1163 |
| | Gayeshpur | 1 / 1 | 8311 | 693 | 693 | 512 | 512 |
| | Haringhat a | 1 / 1 | 363 | 30 | 30 | 465 | 465 |

Source Data – DPMU-NHM & SUDA

Functional Status of U-PHC

| District Name | ULB Name | U-PHC (Functional / Sanctioned) | 2016-17 | | | 2017-18 | |
|---------------|--------------|---------------------------------------|-------------------------|--|---|------------------------------------|--|
| | | | Total Patient at OPD | Avg. No. of Patient treated at OPD per month | Avg. No. of Patient treated at OPD per month per functional UPHC | Total Patient at OPD (April) | Avg. No. of Patient treated at OPD per month per functional UPHC |
| Nadia | Kalyani | 2 / 2 | 8670 | 723 | 361 | 1891 | 946 |
| | Krishnanagar | 3 / 3 | 28337 | 2361 | 787 | 4270 | 1423 |
| | Nabadwip | 3 / 3 | 10358 | 863 | 288 | 1018 | 339 |

Source Data – DPMU-NHM & SUDA

Functional Status of U-PHC

| District Name | ULB Name | U-PHC (Functional / Sanctioned) | 2016-17 | | | 2017-18 | |
|---------------|----------|---------------------------------|----------------------|--|--|------------------------------|--|
| | | | Total Patient at OPD | Avg. No. of Patient treated at OPD per month | Avg. No. of Patient treated at OPD per month per functional UPHC | Total Patient at OPD (April) | Avg. No. of Patient treated at OPD per month per functional UPHC |
| Nadia | Ranaghat | 2 / 2 | 22140 | 1845 | 923 | 2701 | 1351 |
| | Santipur | 3 / 3 | 19276 | 1606 | 803 | 3065 | 1022 |
| Total | | 74 / 88 | 476634 | 39720 | 552 | 55482 | 750 |

Source Data – DPMU-NHM & SUDA

UHND held against approval

| District | ULB | Physical Progress | | | | | Financial Progress (Rs. in Lakh) | | | | | |
|----------|------------|-------------------|-------------|---------------------|----------------------|----------------------|----------------------------------|---------------------|---|-------------|---|---------------------------------|
| | | 2016-17 | | | 2017-18 | | 2016-17 | | 2017-18 (Apr-2017) | | | |
| | | Target | Achievement | Avg. UHND per month | Target for the month | Achievement April-17 | Cumulative Expenditure | Avg. Exp. Per month | Avble. Fund at ULB level during 2017-18 (Before Exp.) | Expenditure | Expected expenditure against actual achievement | % of Exp. Against expected exp. |
| Hooghly | Arambagh | 888 | 518 | 43 | 74 | 74 | 1.30 | 0.11 | 0.93 | 0.19 | 0.19 | 100% |
| | Baidyabati | 1752 | 416 | 35 | 146 | 34 | 0.85 | 0.07 | 0.25 | 0.0 | 0.09 | 0% |
| | Bansberia | 1560 | 480 | 40 | 130 | 40 | 1.20 | 0.10 | -0.72 | 0.10 | 0.1 | 100% |

Source Data – DPMU-NHM & SUDA

UHND held against approval

| District | ULB | Physical Progress | | | | | Financial Progress (Rs. in Lakh) | | | | | |
|----------|-----------------|-------------------|-------------|---------------------|----------------------|----------------------|----------------------------------|---------------------|--|-------------|---|---------------------------------|
| | | 2016-17 | | | 2017-18 | | 2016-17 | | 2017-18 (Apr-2017) | | | |
| | | Target | Achievement | Avg. UHND per month | Target for the month | Achievement April-17 | Cumulative Expenditure | Avg. Exp. Per month | Avlble. Fund at ULB level during 2017-18 (Before Exp.) | Expenditure | Expected expenditure against actual achievement | % of Exp. Against expected exp. |
| Hooghly | Bhadreswar | 1752 | 1590 | 133 | 146 | 83 | 4.14 | 0.35 | -4.50 | 0.0 | 0.21 | 0% |
| | Chamdany | 1656 | 1656 | 138 | 138 | 126 | 4.19 | 0.35 | -3.79 | 0.32 | 0.32 | 100% |
| | Chandannagar MC | 1776 | 460 | 38 | 148 | 90 | 1.14 | 0.10 | 1.81 | 0.23 | 0.23 | 100% |

Source Data - DPMU-NHM & SUDA

UHND held against approval

| District | ULB | Physical Progress | | | | | Financial Progress (Rs. in Lakh) | | | | | |
|----------|-------------------|-------------------|-------------|---------------------|----------------------|----------------------|----------------------------------|---------------------|--|-------------|---|---------------------------------|
| | | 2016-17 | | | 2017-18 | | 2016-17 | | 2017-18 (Apr-2017) | | | |
| | | Target | Achievement | Avg. UHND per month | Target for the month | Achievement April-17 | Cumulative Expenditure | Avg. Exp. Per month | Avlble. Fund at ULB level during 2017-18 (Before Exp.) | Expenditure | Expected expenditure against actual achievement | % of Exp. Against expected exp. |
| Hooghly | Dankuni | 1464 | 1209 | 101 | 122 | 100 | 3.02 | 0.25 | -2.16 | 0.25 | 0.25 | 100% |
| | Hooghly-Chinsurah | 2712 | 1119 | 93 | 226 | 132 | 2.27 | 0.19 | 2.82 | 0.0 | 0.33 | 0% |
| | Konnagar | 1056 | 236 | 20 | 88 | 21 | 0.49 | 0.04 | 2.15 | 0.0 | 0.05 | 0% |

Source Data - DPMU-NHM & SUDA

UHND held against approval

| District | ULB | Physical Progress | | | | | Financial Progress (Rs. in Lakh) | | | | | |
|----------|-------------------|-------------------|-------------|---------------------|----------------------|----------------------|----------------------------------|---------------------|---|-------------|---|---------------------------------|
| | | 2016-17 | | | 2017-18 | | 2016-17 | | 2017-18 (Apr-2017) | | | |
| | | Target | Achievement | Avg. UHND per month | Target for the month | Achievement April-17 | Cumulative Expenditure | Avg. Exp. Per month | Avble. Fund at ULB level during 2017-18 (Before Exp.) | Expenditure | Expected expenditure against actual achievement | % of Exp. Against expected exp. |
| Hooghly | Rishra | 1416 | 469 | 39 | 118 | 45 | 0.53 | 0.04 | -0.04 | 0.0 | 0.11 | 0% |
| | Serampore | 2976 | 1309 | 109 | 248 | 105 | 3.14 | 0.26 | -3.66 | 0.26 | 0.26 | 100% |
| | Uttarpara Kotrung | 672 | 126 | 11 | 56 | 26 | 0.05 | 0.004 | 0.38 | 0.07 | 0.07 | 100% |

Source Data – DPMU-NHM & SUDA

UHND held against approval

| District | ULB | Physical Progress | | | | | Financial Progress (Rs. in Lakh) | | | | | |
|-------------|-----------|-------------------|-------------|---------------------|----------------------|----------------------|----------------------------------|---------------------|---|-------------|---|---------------------------------|
| | | 2016-17 | | | 2017-18 | | 2016-17 | | 2017-18 (Apr-2017) | | | |
| | | Target | Achievement | Avg. UHND per month | Target for the month | Achievement April-17 | Cumulative Expenditure | Avg. Exp. Per month | Avble. Fund at ULB level during 2017-18 (Before Exp.) | Expenditure | Expected expenditure against actual achievement | % of Exp. Against expected exp. |
| Howrah | Howrah MC | 9264 | 3970 | 331 | 772 | 621 | 4.38 | 0.37 | 5.81 | 0.0 | 1.55 | 0% |
| | Uluberia | 2424 | 92 | 8 | 202 | 8 | 0.24 | 0.02 | 1.24 | 0.02 | 0.02 | 100% |
| Murshidabad | Berhampur | 2520 | 2376 | 198 | 210 | 198 | 5.94 | 0.50 | -5.17 | 0.50 | 0.50 | 100% |

Source Data – DPMU-NHM & SUDA

UHND held against approval

| District | ULB | Physical Progress | | | | | Financial Progress (Rs. in Lakh) | | | | | |
|-------------|------------------|-------------------|-------------|---------------------|----------------------|----------------------|----------------------------------|---------------------|---|-------------|---|---------------------------------|
| | | 2016-17 | | | 2017-18 | | 2016-17 | | 2017-18 (Apr-2017) | | | |
| | | Target | Achievement | Avg. UHND per month | Target for the month | Achievement April-17 | Cumulative Expenditure | Avg. Exp. Per month | Avble. Fund at ULB level during 2017-18 (Before Exp.) | Expenditure | Expected expenditure against actual achievement | % of Exp. Against expected exp. |
| Murshidabad | Dhulian | 1176 | 919 | 77 | 98 | 80 | 2.59 | 0.22 | -2.05 | 0.20 | 0.20 | 100% |
| | Jangipur | 1512 | 1116 | 93 | 126 | 124 | 1.80 | 0.15 | 1.93 | 0.06 | 0.31 | 19% |
| | Jiaganj-Azimganj | 744 | 733 | 61 | 62 | 62 | 1.18 | 0.10 | 0.84 | 0.0 | 0.16 | 0% |

Source Data – DPMU-NHM & SUDA

UHND held against approval

| District | ULB | Physical Progress | | | | | Financial Progress (Rs. in Lakh) | | | | | |
|-------------|------------|-------------------|-------------|---------------------|----------------------|----------------------|----------------------------------|---------------------|---|-------------|---|---------------------------------|
| | | 2016-17 | | | 2017-18 | | 2016-17 | | 2017-18 (Apr-2017) | | | |
| | | Target | Achievement | Avg. UHND per month | Target for the month | Achievement April-17 | Cumulative Expenditure | Avg. Exp. Per month | Avble. Fund at ULB level during 2017-18 (Before Exp.) | Expenditure | Expected expenditure against actual achievement | % of Exp. Against expected exp. |
| Murshidabad | Kandi | 816 | 193 | 16 | 68 | 0 | 0.48 | 0.04 | 1.56 | 0.0 | 0.0 | 0% |
| Nadia | Chakdaha | 912 | 724 | 60 | 76 | 62 | 1.97 | 0.16 | -0.12 | 0.16 | 0.16 | 100% |
| | Gayeshpur | 888 | 809 | 67 | 74 | 71 | 2.02 | 0.17 | -0.05 | 0.0 | 0.18 | 0% |
| | Haringhata | 960 | 0 | 0 | 80 | 0 | 0.0 | 0.0 | 0.40 | 0.0 | 0.0 | - |

Source Data – DPMU-NHM & SUDA

UHND held against approval

| District | ULB | Physical Progress | | | | | Financial Progress (Rs. in Lakh) | | | | | |
|----------|--------------|-------------------|-------------|---------------------|----------------------|----------------------|----------------------------------|---------------------|--|-------------|---|---------------------------------|
| | | 2016-17 | | | 2017-18 | | 2016-17 | | 2017-18 (Apr-2017) | | | |
| | | Target | Achievement | Avg. UHND per month | Target for the month | Achievement April-17 | Cumulative Expenditure | Avg. Exp. Per month | Avlble. Fund at ULB level during 2017-18 (Before Exp.) | Expenditure | Expected expenditure against actual achievement | % of Exp. Against expected exp. |
| Nadia | Kalyani | 1320 | 537 | 45 | 110 | 110 | 1.04 | 0.09 | -0.21 | 0.28 | 0.28 | 100% |
| | Krishnanagar | 888 | 695 | 58 | 74 | 68 | 1.53 | 0.13 | -0.51 | 0.18 | 0.17 | >100% |
| | Nabadwip | 1848 | 1100 | 92 | 154 | 12 | 2.77 | 0.23 | -1.64 | 0.0 | 0.03 | 0% |

Source Data - DPMU-NHM & SUDA

UHND held against approval

| District | ULB | Physical Progress | | | | | Financial Progress (Rs. in Lakh) | | | | | |
|----------|----------|-------------------|-------------|---------------------|----------------------|----------------------|----------------------------------|---------------------|--|-------------|---|---------------------------------|
| | | 2016-17 | | | 2017-18 | | 2016-17 | | 2017-18 (Apr-2017) | | | |
| | | Target | Achievement | Avg. UHND per month | Target for the month | Achievement April-17 | Cumulative Expenditure | Avg. Exp. Per month | Avlble. Fund at ULB level during 2017-18 (Before Exp.) | Expenditure | Expected expenditure against actual achievement | % of Exp. Against expected exp. |
| Nadia | Ranaghat | 1104 | 1104 | 92 | 92 | 92 | 3.07 | 0.26 | -0.31 | 0.23 | 0.23 | 100% |
| | Santipur | 744 | 308 | 26 | 62 | 76 | 1.10 | 0.09 | -0.63 | 0.17 | 0.19 | 89% |
| TOTAL | | 46800 | 24414 | 2035 | 3900 | 2460 | 52.43 | 4.37 | 20.12 | 3.22 | 6.15 | 52% |

Source Data - DPMU-NHM & SUDA

| Special Outreach Camp held against approval | | | | | | | | | | | | |
|---|------------|-------------------|-------------|----------------|----------------------|----------------------|----------------------------------|---------------------|---|-------------|---|---------------------------------|
| District | ULB | Physical Progress | | | | | Financial Progress (Rs. in Lakh) | | | | | |
| | | 2016-17 | | | 2017-18 | | 2016-17 | | 2017-18 (Apr-2017) | | | |
| | | Target | Achievement | Avg. per month | Target for the month | Achievement April-17 | Cumulative Expenditure | Avg. Exp. Per month | Avble. Fund at ULB level during 2017-18 (Before Exp.) | Expenditure | Expected expenditure against actual achievement | % of Exp. Against expected exp. |
| Hooghly | Arambagh | 36 | 37 | 3 | 3 | 4 | 1.42 | 0.12 | 0.38 | 0.07 | 0.20 | 35% |
| | Baidyabati | 72 | 23 | 2 | 6 | 1 | 0.63 | 0.05 | 0.23 | 0.0 | 0.05 | 0% |
| | Bansberia | 72 | 72 | 6 | 6 | 6 | 3.60 | 0.30 | -3.10 | 0.30 | 0.30 | 100% |

Source Data – DPMU-NHM & SUDA

| Special Outreach Camp held against approval | | | | | | | | | | | | |
|---|-----------------|-------------------|-------------|----------------|----------------------|----------------------|----------------------------------|---------------------|---|-------------|---|---------------------------------|
| District | ULB | Physical Progress | | | | | Financial Progress (Rs. in Lakh) | | | | | |
| | | 2016-17 | | | 2017-18 | | 2016-17 | | 2017-18 (Apr-2017) | | | |
| | | Target | Achievement | Avg. per month | Target for the month | Achievement April-17 | Cumulative Expenditure | Avg. Exp. Per month | Avble. Fund at ULB level during 2017-18 (Before Exp.) | Expenditure | Expected expenditure against actual achievement | % of Exp. Against expected exp. |
| Hooghly | Bhadreswar | 72 | 62 | 5 | 6 | 6 | 2.97 | 0.25 | -2.37 | 0.0 | 0.30 | 0% |
| | Champdany | 72 | 78 | 7 | 6 | 6 | 3.60 | 0.30 | -3.41 | 0.30 | 0.30 | 100% |
| | Chandannagar MC | 108 | 77 | 6 | 9 | 7 | 3.85 | 0.32 | 0.20 | 0.35 | 0.35 | 100% |

Source Data – DPMU-NHM & SUDA

| Special Outreach Camp held against approval | | | | | | | | | | | | |
|---|-------------------|-------------------|-------------|----------------|----------------------|----------------------|----------------------------------|---------------------|---|-------------|---|---------------------------------|
| District | ULB | Physical Progress | | | | | Financial Progress (Rs. in Lakh) | | | | | |
| | | 2016-17 | | | 2017-18 | | 2016-17 | | 2017-18 (Apr-2017) | | | |
| | | Target | Achievement | Avg. per month | Target for the month | Achievement April-17 | Cumulative Expenditure | Avg. Exp. Per month | Avble. Fund at ULB level during 2017-18 (Before Exp.) | Expenditure | Expected expenditure against actual achievement | % of Exp. Against expected exp. |
| Hooghly | Dankuni | 72 | 72 | 6 | 6 | 6 | 3.60 | 0.30 | -2.65 | 0.30 | 0.30 | 100% |
| | Hooghly-Chinsurah | 144 | 89 | 7 | 12 | 0 | 0.0 | 0.0 | 5.40 | 0.0 | 0.0 | 0% |
| | Konnagar | 72 | 40 | 3 | 6 | 6 | 0.96 | 0.08 | 2.64 | 0.0 | 0.30 | 0% |

Source Data – DPMU-NHM & SUDA

| Special Outreach Camp held against approval | | | | | | | | | | | | |
|---|-------------------|-------------------|-------------|----------------|----------------------|----------------------|----------------------------------|---------------------|---|-------------|---|---------------------------------|
| District | ULB | Physical Progress | | | | | Financial Progress (Rs. in Lakh) | | | | | |
| | | 2016-17 | | | 2017-18 | | 2016-17 | | 2017-18 (Apr-2017) | | | |
| | | Target | Achievement | Avg. per month | Target for the month | Achievement April-17 | Cumulative Expenditure | Avg. Exp. Per month | Avble. Fund at ULB level during 2017-18 (Before Exp.) | Expenditure | Expected expenditure against actual achievement | % of Exp. Against expected exp. |
| Hooghly | Rishra | 72 | 38 | 3 | 6 | 12 | 1.35 | 0.11 | -0.45 | 0.0 | 0.60 | 0% |
| | Serampore | 144 | 144 | 12 | 12 | 12 | 7.18 | 0.60 | -5.88 | 0.60 | 0.60 | 100% |
| | Uttarpara Kotrung | 108 | 15 | 1 | 9 | 6 | 0.40 | 0.03 | 0.95 | 0.30 | 0.30 | 100% |

Source Data – DPMU-NHM & SUDA