

# THE URBAN DEVELOPMENT AGENCY

HEALTH WING  
"ILGUS BHAVAN"

H-C BLOCK, SECTOR III, BIDHANNAGAR, CALCUTTA-700 091  
West Bengal

SUDA-Health/65(Pt.VI)/14/333

Date 09.03.2016

Director, SUDA

: The Mission Director, NHM &  
Commissioner (Family Welfare)  
Department of Health & Family Welfare  
Swasthya Bhavan, Salt Lake.

Sub. : Requisition of fund for house to house visit towards Prevention & Control  
of Vector Borne Diseases in Urban Areas for the year 2016.

Madam,

Following to the trainers training for 41 ULBs (06 Municipal Corporation & 35 Municipalities which includes all 45 ULBs as selected in the previous year i.e. 2015) held at SUDA on 16.02.2016, the said ULBs have been requested to start house to house visit w.e.f. April, 2016 for consecutive six months. ULB-wise Micro-Plan as well as requirement of fund for an amount of Rs. 4,50,64,500/- (Rupees Four Crore Fifty lakh sixty four thousand five hundred) only for house to house visit for 06 months i.e. April to September, 2016 is enclosed herewith.

You are requested to release the fund to make payment to the Volunteers / Health Workers engaged for the purpose.

Thanking you.

Yours faithfully,


Encl. : As stated.

  
Director, SUDA

SUDA-Health/65(Pt.VI)/14/333/1(2)

Dt. .. 09.03.2016

1. Shri Mitra Chatterjee, Jt. Secretary, Dept. of MA
2. Jt. DHS, Public Health, DHFW

  
Director, SUDA



Government of West Bengal  
Health & Family Welfare Department (PHP Branch)  
Swasthya Bhawan, GN-29, Sector V  
Salt Lake, Kolkata 700091

**Government of West Bengal**  
**Health & Family Welfare Department (PHP Branch)**  
**Swasthya Bhawan, GN-29, Sector V**  
**Salt Lake, Kolkata 700091**

By Speed post  
18/3  
21 MAR 2016  
16<sup>th</sup> March 2016  
EA  
PO(H)  
14/4/16  
19/3/16

No. 1752- (Sanction)/HF/F/P&R/PHP/2M - 05/2012

ORDER

ORDER

The undersigned is directed by order of the Governor to say that the Governor has been pleased to accord Administrative Approval of Rs 3,72,88,000/- (Rupees three crore seventy two lakh eighty eight thousand) only and Financial Sanction of Rs. 2,94,56,114/- (Rupees two crore ninety four lakh fifty six thousand one hundred fourteen) only in favour of the Director, State Urban Development Agency (SUDA) for payment of honorarium to volunteers engaged in House-to-House (HTH) Activities for April' 2016 to June' 2016 related to Dengue prevention and control in 45 ULBs. In case of Bidhannagar Municipal Corporation this amount may be spent for payment of honourarium to volunteers, refreshment of trainee nurses and mobility support to trainee nurses.

The rate of honorarium will be as per order No. HF/O/PHP/211/2M-02/2013 dated 10.5.2013. Director of Health Services and Ex-officio Secretary, Department of Health & Family Welfare is requested to issue order indicating allotment to the respective ULBs.

Director, State Urban Development Agency (SUDA) will act as DDO in respect of the fund being placed.

45 ULBs and Bidhannagar Municipal Corporation will send bills/vouchers with necessary certificates to the Director, State Urban Development Agency (SUDA) to draw the amount.

Out of the total Financial Sanction, Rs 42,11,697/- (Rupees forty two lakh eleven thousand six hundred ninety seven) will be charged upon the Budget Provision under the Head of Account "24-HF-2210-06-101- Prevention and Control of diseases -SP - State Plan [12<sup>th</sup> Plan & Annual Plan] -013 - Other Diseases [HF] - 50-Other Charges" during the current financial year 2015-2016.

And Rs 2,52,44,417/- (Rupees two crore fifty two lakh forty four thousand four hundred seventeen) will be charged upon the Budget Provision under the Head of Account "2210-06-789-Special Component Plan for Scheduled Caste-SP-State Plan-(Annual Plan + 12th Plan)-007-Other Diseases (HF)-50-Other Charges" during the current financial year 2015-2016.

This order is issued in exercise of power delegated under Finance Department Memo No.1250-F.B. Dated. 13.01.2016 read with the concurrence of Financial Advisor of this Department vide U.O. No. 1481 dated 14.03.2016.

This has been approved by the Principal Secretary of this Department.  
All concerned are being informed.

*sdt*  
**Deputy Secretary**  
to the Government of West Bengal

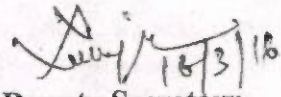
contd..

No. 1752(Sanction)/ 1(16) -HF/P/P&B/PHP/2M – 05/2012

16<sup>th</sup> March'2016

Copy forwarded for information and necessary action to the:-

1. Principal Accountant General (Audit-I) , West Bengal, Treasury Buildings, Kolkata – 700001.
2. PPrincipal Accountant General (Audit-II) , W B, C.G.O. Complex , Salt Lake City, Kolkata- 64
3. Principal Accountant General (A & E) , West Bengal, Treasury Buildings, Kolkata – 700001
4. Hon'ble Mayor, Bidhannagar Municipal Corporation, Poura Bhavan, Salt Lake.
5. Director of Health Services, West Bengal.
6. Director, State Urban Development Agency (SUDA),ILGUS BHAVAN,H-C Block, Sec-III, Salt lake, Kol-91.
7. Commissioner, Bidhannagar Municipal Corporation, Poura Bhavan, Salt Lake, Kol- 700106
8. Pay & Accounts Officer, Calcutta Pay & Accounts Office-III, Bidhannagar.
9. Financial Advisor of this Department.
10. Joint Director of Health Services (PH & CD) / (P&D) Government of West Bengal.
11. District Magistrate, North 24-Parganas
12. Chief Medical Officer of Health, North 24-Parganas
13. DDHS (Malaria)
14. Joint Director, SPSRC & Nodal Officer, H & FW Department.
15. Sr. PA to the Secretary PHP & SMD, NRHM.
16. Guard file of PHP Branch.

  
Deputy Secretary  
to the Government of West Bengal



8/e

**Government of West Bengal**  
**Health & Family Welfare Department (PHP Branch)**  
**Swasthya Bhawan, GN-29, Sector V**  
**Salt Lake, Kolkata 700091**

No. 136-(Sanction)/HF/P/P&B/PIIP/2M-05/2017

12<sup>th</sup> August 2016

ORDER

Director, State Urban Development Agency (SUDA) had submitted a budget of Rs 4,50,64,500/- (Rupees four crore fifty lakh sixty four thousand five hundred) only for House-to-House Surveillance for Prevention and Control of Dengue in 41 (forty one) Urban Local Bodies in the State during April '16 to September '16.

An amount of Rs. 3,72,88,000/- (Rupees three crore seventy two lakh eighty eight thousand) was previously sanctioned and Rs. 2,94,56,114/- (Rupees two crore ninety four lakh fifty six thousand one hundred fourteen) only was released in favour of the Director, State Urban Development Agency (SUDA) for the same purpose vide this Department's Order No. 1752-(sanction)/HF/P/P&B/PIIP/2M-06/2012 dttd. 16-03-2016.

Now, the undersigned is directed by order of the Governor to say that the Governor has been pleased to accord Administrative Approval of Rs. 77,96,500/- (Rs. 4,50,64,500 - Rs. 3,72,88,000) and release a sum of Rs. 1,56,08,386/- (Rupees one crore fifty six lakh eight thousand three hundred eighty six) (Rs. 4,50,64,500 - Rs. 2,94,56,114) only in favour of the Director, State Urban Development Agency (SUDA) for House-to-House Surveillance for Prevention and Control of Dengue in 41 (forty one) Urban Local Bodies in the State during April '16 to September '16.

The rate of honorarium will be as per order No. HF/O/PHP/311/2M-02/2013 dated 10.5.2013. Director of Health Services and Ex-officio Secretary, Department of Health & Family Welfare is requested to issue order indicating allotment to the respective U.L.Bs.

Director, State Urban Development Agency (SUDA) will act as DDO in respect of the fund being placed.

U.L.Bs will send bills/vouchers with necessary certificates to the Director, State Urban Development Agency (SUDA) to draw the amount.

The amount will be charged upon the Budget Provision under the Head of Account -24-HF-2210-06-101- Prevention and Control of diseases -SP - State Plan [12<sup>th</sup> Plan & Annual Plan] -013 -Other Diseases [HF] - 50-Other Charges" during the current financial year 2016-2017.

This order is issued in exercise of power delegated under Finance Department Memo No. 200-I.B. Dated. 25.07.2016 read with the concurrence of Financial Advisor of this Department vide G.O. No. 622 dated 12.08.2016.

This has been approved by the Principal Secretary of this Department.  
All concerned are being informed.

Deputy Secretary  
to the Government of West Bengal

contd.



## A report on Prevention of Vector Borne Diseases in Urban Areas

- The Hon'ble Chief Minister hold a meeting on 08.02.2016 on Prevention of Vector Borne Diseases i.e. Dengue / Malaria in Urban areas during the year 2016.
- Following to the meeting of Hon'ble Chief Minister, the Chief Secretary convened a meeting on 08.03.2016 and 08.04.2016 to review the preparedness for prevention & control of vector borne diseases.
- Principal Secretary, Department of Municipal Affairs hold a meeting on 29.03.2016.
- 41 ULBs have been identified as high risk ULBs by the Department of Health & Family Welfare.
- Training of trainers conducted on 16.02.2016 for identified persons of those 41 ULBs in co-ordination with Health Department.
- All the 41 ULBs have submitted micro plan and started house to house visit for consecutive five days in a month w.e.f. April, 2016.
- Coordination meetings held with Department of Health & Family Welfare.
- Printing of leaflet by SUDA have already been undertaken and delivered to the ULBs.
- Monitoring officials of State level visited ULBs during house to house visit.
- ULB-wise report for each of the month were collected and sent to Department of Health & Family Welfare.
- Meeting held with DM of North 24 Parganas, Burdwan and Hooghly and the concerned Mayor / Chairpersons.
- ULB-wise performance report during the month of April to July, 2016 are appended below :

| Sl. No. | Name of ULBs | No. of Household | No. of Household covered by House to House Team | No. of Household Member | No. of Fever Cases with joint pain | Environmental Management  |                                    |                                   |                                 |
|---------|--------------|------------------|---|-------------------------|------------------------------------|---------------------------|------------------------------------|-----------------------------------|---------------------------------|
|         |              |                  |   |                         |                                    | No. of Container Examined | No. of Container where larve found | No. of Container cleaned & rubbed | No. of House Positive for Larva |
| 1       | Alipurduar   | 15710            | 15936   | 62056                   | 107                                | 41219                     | 123                                | 13027                             | 30                              |
| 2       | Asansol MC   | 141841           | 139995  | 627394                  | 90                                 | 333740                    | 1443                               | 119257                            | 122                             |
|         | Kulti        | 64292            | 65426   | 324043                  | 6676                               | 1028146                   | 24867                              | 58126                             | 18131                           |
|         | Raniganj     | 32110            | 30642   | 133147                  | 663                                | 330793                    | 9729                               | 33365                             | 6289                            |
| 3       | Balurghat    | 38041            | 37888   | 145025                  | 640                                | 458176                    | 261                                | 223752                            | 261                             |
| 4       | Bankura      | 27468            | 29092   | 130895                  | 4191                               | 295988                    | 4807                               | 82052                             | 2893                            |
| 5       | Baranagar    | 76605            | 75340   | 256447                  | 3728                               | 332829                    | 1405                               | 114283                            | 1004                            |
| 6       | Barasat      | 78270            | 78585   | 291723                  | 4043                               | 197789                    | 758                                | 163379                            | 621                             |
| 7       | Basirhat     | 30594            | 30593   | 126532                  | 1618                               | 44169                     | 1455                               | 42935                             | 534                             |
| 8       | Baruipur     | 14218            | 14898   | 51426                   | 1078                               | 127478                    | 1162                               | 31489                             | 962                             |

| Sl. No.            | Name of ULBs      | No. of Household | No. of Household covered by House to House Team | No. of Household Member | No. of Fever Cases with joint pain | Environmental Management  |                                    |                                   |                                 |
|--------------------|-------------------|------------------|---|-------------------------|------------------------------------|---------------------------|------------------------------------|-----------------------------------|---------------------------------|
|                    |                   |                  |   |                         |                                    | No. of Container Examined | No. of Container where larve found | No. of Container cleaned & rubbed | No. of House Positive for Larva |
| 9                  | Berhampur         | 43238            | 41261   | 160859                  | 15559                              | 144519                    | 1517                               | 67997                             | 343                             |
| 10                 | Bhadreswar        | 26894            | 26884   | 106925                  | 5023                               | 142935                    | 1067                               | 54591                             | 524                             |
| 11                 | Bidhannagar MC    | 67985            | 178897  | 604651                  | 2649                               | 896936                    | 805                                | 743888                            | 621                             |
|                    | Rajarhat Gopalpur | 114605           |   |                         |                                    |                           |                                    |                                   |                                 |
| 12                 | Burdwan           | 58105            | 52825   | 314866                  | 81                                 | 1020264                   | 2998                               | 205487                            | 2323                            |
| 13                 | Chandannagore MC  | 41981            | 42907   | 163973                  | 547                                | 247482                    | 199                                | 89216                             | 135                             |
| 14                 | Contai            | 18410            | 18754   | 110876                  | 1470                               | 89337                     | 533                                | 44240                             | 408                             |
| 15                 | Diamond Harbour   | 12139            | 12109   | 45295                   | 1148                               | 160166                    | 477                                | 3250                              | 438                             |
| 16                 | Dum Dum           | 38045            | 33713   | 112451                  | 762                                | 114743                    | 21                                 | 49474                             | 18                              |
| 17                 | Durgapur MC       | 172575           | 180804  | 698249                  | 321                                | 1271343                   | 3504                               | 236099                            | 1622                            |
| 18                 | English Bazar     | 43600            | 42695   | 170949                  | 3034                               | 41707                     | 88                                 | 33086                             | 76                              |
| 19                 | Gayeshpur         | 14418            | 15666   | 61112                   | 1527                               | 69416                     | 132                                | 16421                             | 115                             |
| 20                 | Haldia            | 57205            | 56988   | 224972                  | 2553                               | 77143                     | 2169                               | 56302                             | 1627                            |
| 21                 | Hooghly Chinsurah | 36584            | 37782   | 172789                  | 508                                | 180468                    | 127                                | 44432                             | 115                             |
| 22                 | Howrah MC         | 292544           | 343143  | 1199525                 | 4467                               | 2353452                   | 5328                               | 410717                            | 4246                            |
|                    | Bally             | 65510            |   |                         | 1680                               | 224177                    | 8130                               | 45029                             | 5690                            |
| 23                 | Jalpaiguri        | 26205            | 27911   | 105256                  | 484                                | 72603                     | 658                                | 44943                             | 165                             |
| 24                 | Kalyani           | 26665            | 26240   | 99709                   | 2486                               | 13637                     | 932                                | 10242                             | 674                             |
| 25                 | Kamarhati         | 77871            | 76168   | 302152                  | 1653                               | 226648                    | 27                                 | 86302                             | 24                              |
| 26                 | Kharagpur         | 65302            | 75222   | 302340                  | 2368                               | 253488                    | 2195                               | 200476                            | 904                             |
| 27                 | Khardah           | 24694            | 25804   | 116925                  | 2926                               | 243117                    | 892                                | 134230                            | 335                             |
| 28                 | Maheshtala        | 103813           | 108121  | 415721                  | 1811                               | 431679                    | 2742                               | 263747                            | 2311                            |
| 29                 | Nabadwip          | 30885            | 31204   | 110965                  | 1536                               | 90188                     | 744                                | 47858                             | 465                             |
| 30                 | Nalhati           | 9596             | 9003  | 41507                   | 235                                | 116355                    | 71                                 | 51715                             | 82                              |
| 31                 | North Dum Dum     | 67500            | 69082   | 258180                  | 226                                | 321491                    | 24                                 | 49026                             | 18                              |
| 32                 | Panihati          | 102000           | 100164  | 370855                  | 11405                              | 336021                    | 10358                              | 113566                            | 5655                            |
| 33                 | Pujali            | 8560             | 8521  | 36269                   | 5408                               | 25439                     | 1497                               | 23846                             | 888                             |
| 34                 | Rajpur Sonarpur   | 105588           | 110517  | 412287                  | 27198                              | 311328                    | 8762                               | 269328                            | 5923                            |
| 35                 | Ranaghat          | 19560            | 19737   | 70460                   | 1160                               | 37531                     | 54                                 | 27716                             | 42                              |
| 36                 | Serampore         | 42885            | 43169   | 153953                  | 608                                | 565496                    | 77                                 | 96173                             | 77                              |
| 37                 | Siliguri MC       | 114258           | 112080  | 490624                  | 3509                               | 394122                    | 878                                | 95286                             | 669                             |
| 38                 | South Dum Dum     | 104026           | 105384  | 422003                  | 3954                               | 587193                    | 21994                              | 39908                             | 9156                            |
| 39                 | Suri              | 18334            | 18509   | 74459                   | 174                                | 268446                    | 45                                 | 141604                            | 30                              |
| 40                 | Titagarh          | 19481            | 15300   | 66673                   | 703                                | 254912                    | 630                                | 137311                            | 398                             |
| 41                 | Uttarpara Kotrung | 39860            | 43196   | 164029                  | 195                                | 117421                    | 7                                  | 16474                             | 9                               |
| <b>Total =&gt;</b> |                   | <b>2630070</b>   | <b>2628155</b>                                  | <b>10310547</b>         | <b>132202</b>                      | <b>14891530</b>           | <b>125692</b>                      | <b>4831645</b>                    | <b>76973</b>                    |



ULB-wise release of fund for house to house visit and procurement of Larvicidal & IEC for the year 2016 :

(Rs. in Lakh)

| Sl. No. | ULB               | House to House visit for the month of April to June, 2016 | Procurement of |              |               | Grand Total   |
|---------|-------------------|---|----------------|--------------|---------------|---------------|
|         |                   |   | Larvicidal     | IEC          | Total         |               |
| 1       | Alipurduar        | 1.35  | 2.32           | 0.47         | 2.79          | 4.14          |
| 2       | Asansol MC        | 19.56   | 21.21          | 4.62         | 25.83         | 45.39         |
| 3       | Balurghat         | 3.20  | 4.04           | 0.72         | 4.76          | 7.96          |
| 4       | Bankura           | 2.34  | 4.04           | 0.68         | 4.72          | 7.06          |
| 5       | Baranagar         | 6.33  | 3.83           | 1.06         | 4.89          | 11.22         |
| 6       | Barasat           | 5.99  | 5.28           | 1.12         | 6.40          | 12.39         |
| 7       | Basirhat          | 2.58  | 1.97           | 0.41         | 2.38          | 4.96          |
| 8       | Baruipur          | 1.28  | 2.55           | 0.64         | 3.19          | 4.47          |
| 9       | Berhampur         | 3.61  | 4.40           | 0.85         | 5.25          | 8.86          |
| 10      | Bhadreswar        | 2.27  | 2.32           | 0.56         | 2.88          | 5.15          |
| 11      | Bidhannagar MC    | 22.32   | 10.20          | 2.35         | 12.55         | 34.87         |
| 12      | Burdwan           | 4.89  | 4.06           | 1.25         | 5.31          | 10.20         |
| 13      | Chandannagore MC  | 3.44  | 5.80           | 0.86         | 6.66          | 10.10         |
| 14      | Contai            | 1.55  | 3.52           | 0.54         | 4.06          | 5.61          |
| 15      | Diamond Harbour   | 1.06  | 2.82           | 0.37         | 3.19          | 4.25          |
| 16      | Dum Dum           | 2.99  | 2.55           | 0.62         | 3.17          | 6.16          |
| 17      | Durgapur MC       | 14.28   | 7.56           | 1.96         | 9.52          | 23.80         |
| 18      | English Bazar     | 3.61  | 4.40           | 0.90         | 5.30          | 8.91          |
| 19      | Gayeshpur         | 1.26  | 2.09           | 0.43         | 2.52          | 3.78          |
| 20      | Haldia            | 4.77  | 4.58           | 0.87         | 5.45          | 10.22         |
| 21      | Hooghly Chinsurah | 3.02  | 3.48           | 0.86         | 4.34          | 7.36          |
| 22      | Howrah MC         | 29.78   | 12.16          | 4.43         | 16.59         | 46.37         |
| 23      | Jalpaiguri        | 2.27  | 2.90           | 0.63         | 3.53          | 5.80          |
| 24      | Kalyani           | 2.19  | 3.52           | 0.56         | 4.08          | 6.27          |
| 25      | Kamarhati         | 6.48  | 6.16           | 1.30         | 7.46          | 13.94         |
| 26      | Kharagpur         | 5.45  | 5.28           | 0.93         | 6.21          | 11.66         |
| 27      | Khardah           | 2.17  | 3.70           | 0.59         | 4.29          | 6.46          |
| 28      | Maheshtala        | 5.69  | 4.06           | 1.59         | 5.65          | 11.34         |
| 29      | Nabadwip          | 2.62  | 2.78           | 0.66         | 3.44          | 6.06          |
| 30      | Nalhati           | 0.83  | 1.86           | 0.37         | 2.23          | 3.06          |
| 31      | North Dum Dum     | 5.61  | 5.46           | 1.05         | 6.51          | 12.12         |
| 32      | Panihati          | 8.44  | 6.16           | 1.42         | 7.58          | 16.02         |
| 33      | Pujali            | 0.79  | 1.74           | 0.35         | 2.09          | 2.88          |
| 34      | Rajpur Sonarpur   | 8.83  | 3.83           | 1.50         | 5.33          | 14.16         |
| 35      | Ranaghat          | 1.65  | 3.34           | 0.48         | 3.82          | 5.47          |
| 36      | Serampore         | 3.62  | 2.90           | 0.82         | 3.72          | 7.34          |
| 37      | Siliguri MC       | 9.50  | 8.28           | 1.86         | 10.14         | 19.64         |
| 38      | South Dum Dum     | 8.62  | 6.16           | 1.49         | 7.65          | 16.27         |
| 39      | Suri              | 1.55  | 3.16           | 0.45         | 3.61          | 5.16          |
| 40      | Titagarh          | 1.38  | 2.67           | 0.63         | 3.30          | 4.68          |
| 41      | Uttarpara Kotrung | 3.20  | 4.22           | 0.75         | 4.97          | 8.17          |
|         | <b>Total=&gt;</b> | <b>222.37</b>   | <b>193.36</b>  | <b>43.99</b> | <b>237.35</b> | <b>459.72</b> |

ULB-wise (other than 41 ULBs) release of fund for procurement of Larvicidal & IEC during the year 2016 :

(Rs. in Lakh)

| Sl. No. | ULB                    | Procurement of |      |       |
|---------|------------------------|----------------|------|-------|
|         |                        | Larvicidal     | IEC  | Total |
| 1       | Arambag                | 2.09           | 0.45 | 2.54  |
| 2       | Ashokenagar Kalyangarh | 2.55           | 0.64 | 3.19  |
| 3       | Baduria                | 1.97           | 0.41 | 2.38  |
| 4       | Baidyabati             | 2.55           | 0.63 | 3.18  |
| 5       | Bangaon                | 2.55           | 0.60 | 3.15  |
| 6       | Bansberia              | 2.55           | 0.59 | 3.14  |
| 7       | Barrackpur             | 2.78           | 0.73 | 3.51  |
| 8       | Beldanga               | 1.62           | 0.31 | 1.93  |
| 9       | Bhatpara               | 4.06           | 1.44 | 5.50  |
| 10      | Birnagar               | 1.62           | 0.32 | 1.94  |
| 11      | Bishnupur              | 2.20           | 0.46 | 2.66  |
| 12      | Bolpur                 | 2.09           | 0.48 | 2.57  |
| 13      | Budge Budge            | 2.32           | 0.50 | 2.82  |
| 14      | Chakdah                | 2.44           | 0.55 | 2.99  |
| 15      | Champdani              | 2.55           | 0.60 | 3.15  |
| 16      | Chandrakona            | 1.39           | 0.28 | 1.67  |
| 17      | Cooch Behar            | 2.32           | 0.50 | 2.82  |
| 18      | Coopers Camp           | 1.39           | 0.28 | 1.67  |
| 19      | Dainhat                | 1.62           | 0.30 | 1.92  |
| 20      | Dalkhola               | 1.62           | 0.33 | 1.95  |
| 21      | Darjeeling             | 3.71           | 0.73 | 4.44  |
| 22      | Dhulian                | 2.20           | 0.53 | 2.73  |
| 23      | Dhupguri               | 1.86           | 0.37 | 2.23  |
| 24      | Dinhata                | 1.86           | 0.35 | 2.21  |
| 25      | Dubrajpur              | 1.86           | 0.36 | 2.22  |
| 26      | Egra                   | 1.62           | 0.32 | 1.94  |
| 27      | Gangarampur            | 2.09           | 0.42 | 2.51  |
| 28      | Garulia                | 2.44           | 0.53 | 2.97  |
| 29      | Ghatal                 | 1.97           | 0.41 | 2.38  |
| 30      | Gobardanga             | 1.97           | 0.39 | 2.36  |
| 31      | Gushkara               | 1.86           | 0.35 | 2.21  |
| 32      | Habra                  | 2.67           | 0.71 | 3.38  |
| 33      | Haldibari              | 1.39           | 0.26 | 1.65  |
| 34      | Halisahar              | 2.67           | 0.65 | 3.32  |
| 35      | Islampur               | 1.97           | 0.41 | 2.38  |
| 36      | Jangipur               | 2.32           | 0.53 | 2.85  |
| 37      | Jaynagar Mazilpur      | 1.62           | 0.31 | 1.93  |
| 38      | Jhalda                 | 1.39           | 0.27 | 1.66  |
| 39      | Jhargram               | 1.97           | 0.43 | 2.40  |
| 40      | Jiaganj Azimganj       | 1.97           | 0.40 | 2.37  |
| 41      | Kaliaganj              | 1.97           | 0.41 | 2.38  |
| 42      | Kalimpong              | 2.67           | 0.45 | 3.12  |
| 43      | Kalna                  | 2.09           | 0.43 | 2.52  |
| 44      | Kanchrapara            | 2.78           | 0.68 | 3.46  |
| 45      | Kandi                  | 1.97           | 0.41 | 2.38  |



(Rs. in Lakh)

| Sl. No. | ULB                | Procurement of |              |               |
|---------|--------------------|----------------|--------------|---------------|
|         |                    | Larvicidal     | IEC          | Total         |
| 46      | Katwa              | 2.20           | 0.50         | 2.70          |
| 47      | Kharar             | 1.16           | 0.23         | 1.39          |
| 48      | Khirpai            | 1.16           | 0.24         | 1.40          |
| 49      | Konnagar           | 2.20           | 0.48         | 2.68          |
| 50      | Krishnagar         | 2.78           | 0.73         | 3.51          |
| 51      | Kurseong           | 2.32           | 0.41         | 2.73          |
| 52      | Madhyamgram        | 2.90           | 0.85         | 3.75          |
| 53      | Mal                | 1.74           | 0.32         | 2.06          |
| 54      | Mathabhanga        | 1.39           | 0.28         | 1.67          |
| 55      | Medinipur          | 2.78           | 0.77         | 3.55          |
| 56      | Mekhliganj         | 1.04           | 0.21         | 1.25          |
| 57      | Memari             | 1.86           | 0.37         | 2.23          |
| 58      | Mirik              | 1.04           | 0.22         | 1.26          |
| 59      | Murshidabad        | 2.20           | 0.40         | 2.60          |
| 60      | Naihati            | 3.25           | 0.94         | 4.19          |
| 61      | New Barrackpur     | 2.32           | 0.50         | 2.82          |
| 62      | North Barrackpur   | 2.55           | 0.66         | 3.21          |
| 63      | Old Malda          | 1.97           | 0.48         | 2.45          |
| 64      | Panskura           | 1.97           | 0.42         | 2.39          |
| 65      | Purulia            | 2.55           | 0.63         | 3.18          |
| 66      | Raghunathpur       | 1.51           | 0.30         | 1.81          |
| 67      | Raiganj            | 3.02           | 0.83         | 3.85          |
| 68      | Ramjibanpur        | 1.28           | 0.26         | 1.54          |
| 69      | Rampurhat          | 1.97           | 0.42         | 2.39          |
| 70      | Rishra             | 2.67           | 0.65         | 3.32          |
| 71      | Sainthia           | 1.86           | 0.37         | 2.23          |
| 72      | Santipur           | 2.78           | 0.73         | 3.51          |
| 73      | Sonamukhi          | 1.74           | 0.33         | 2.07          |
| 74      | Taherpur           | 1.51           | 0.33         | 1.84          |
| 75      | Taki               | 1.86           | 0.36         | 2.22          |
| 76      | Tamluk             | 2.55           | 0.49         | 3.04          |
| 77      | Tarakeshwar        | 1.74           | 0.33         | 2.07          |
| 78      | Tufanganj          | 1.39           | 0.27         | 1.66          |
| 79      | Uluberia           | 3.25           | 0.98         | 4.23          |
| 80      | Dankuni            | 2.20           | 0.53         | 2.73          |
| 81      | Haringhata         | 1.97           | 0.41         | 2.38          |
| 82      | Domkal             | 2.44           | 0.45         | 2.89          |
| 83      | Buniadpur          | 1.62           | 0.33         | 1.95          |
|         | <b>Total =&gt;</b> | <b>175.91</b>  | <b>39.53</b> | <b>215.44</b> |



**ONKAR SINGH MEENA, IAS**  
**SECRETARY**  
**DEPARTMENT OF MUNICIPAL AFFAIRS**  
**GOVERNMENT OF WEST BENGAL**

**Memo No. : Secy-MA/27/2016**

**29.07.2016**

**From : Secretary**  
**Municipal Affairs Department**

**To : The Mayor**  
**Asansol / Bidhannagar / Chandernagore /**  
**Durgapur / Howrah / Siliguri Municipal Corporation**

**: The Chairman / Chairperson**  
**..... Municipality**

**Sub. : Strengthening of supervision & monitoring of ongoing House to**  
**House fever surveillance and source reduction for vectors at selected ULBs.**

**Sir / Madam,**

You are aware that Director, SUDA issued a communication vide no. SUDA-Health/65(Pt.IX)/16/32(41) dt. 26.05.2016 w.r.t. enhancing quality of House to House survey and Inter-sectoral Coordination for Prevention & Control of Vector Borne Diseases at Selected ULBs.

In the mean time, Video Conference & District level meeting had been organized to review House to House surveillance activities. Training & re-training of team members on technical issues had been organized jointly with concerned District Health officials. Joint monitoring visit of officials of SUDA and Health & Family Welfare Department conducted in a no. of ULBs.

As the dengue cases are on the rise in ULBs, you are requested to take all out efforts to strengthen ongoing house to house fever surveillance as well as source reduction of the vectors. District Health Administration, Health Officials & all Councillors of ULB are to be involved immediately to obtain desired output. Your direct involvement is required regarding planning, implementation, monitoring & supervision.

You are also requested to send an action taken report by **03.08.2016**.

Thanking you.

Yours faithfully

*[Signature]*  
Secretary

**Municipal Affairs Department**

**29.07.2016**

**Memo No. : Secy-MA/27/2016/1(1)**

**CC**

The Mission Director (NHM) & Secretary (PHP), DHFW w.r.t. her memo no.

HIB/M/4-D-03-12/219 dt. 28.07.2016

*[Signature]*  
Secretary

**Municipal Affairs Department**



**STATE URBAN DEVELOPMENT AGENCY****HEALTH WING****"ILGUS BHAVAN"****H-C BLOCK, SECTOR-III, BIDHANNAGAR, CALCUTTA-700 091  
West Bengal**Ref No. **SUDA-Health/65 (Pt.-IX)/16/32(41)**Date **26.05.2016****From : Director, SUDA****To : The Mayor  
Asansol / Bidhannagar / Chandernagore /  
Durgapur / Howrah / Siliguri Municipal Corporation****: The Chairman / Chairperson  
..... Municipality****Sub. : Enhancing quality of house to house survey and inter sectoral  
coordination for prevention & control of vector borne diseases at  
selected ULBs.****Sir / Madam,**

I am to refer to the Video Conference session at Swasthya Bhawan on 25.05.2016 on house to house surveillance activities with your ULB and District Health Officials. In the said session data on house to house surveillance activities were discussed at length.

Some issues have been emerged out of the discussion regarding inadequate training of team members & supervisors, limited access of team members by the house hold, less no. of container examined by the team members in comparison to house hold visited, discrepancy in no. of fever cases identified, less supervisory activity, non-monitoring of house to house activity, non-analysis of data reported after house to house visit.

Hence, you are requested to please take following actions so that quality of house to house survey could be enhanced :

- Access of team members by the house hold shall be enhanced through intensification of IEC & involvement of concerned Ward Councillors.
- Training & re-training of team members on technical issues, inter personnel communication and reporting before start of house to house visit for each month.  
Sensitisation on inspection of containers in the household as well as peri-domestic area for identification and source reduction of breeding sites of larvae.
- Training & re-training of supervisors regarding supervisory activities and reporting.
- All the training & re-training shall be imparted in consultation with District Health Office.
- Joint monitoring visit by the ULB & District Health Officials during house to house survey.

Contd. to P-2.

- Analysis of team-wise & supervisor-wise data by District Health & ULB Officials within ten days of completion of the round.
- Sharing the observation / findings of data analysis with team members, Mayor / Chairman, Commissioner / Executive Office of the ULB, respective CMOH and State NVBDCP Cell.
- Regular solid waste management and cleaning of drains.
- Joint action with factory owners, Govt. of India organization, wherever applicable.
- Involving community members in source reduction.

Utmost importance shall be given to prevent & control of Dengue / Malaria etc.

Thanking you.

Yours faithfully

*WT 26/5/2016*  
Director, SUDA

Dt. .. 26.05.2016

**SUDA-Health/65 (Pt.-IX)/16/32(41)/1(2)**

CC

1. The Commissioner, Asansol / Bidhannagar / Chandernagore / Durgapur / Howrah / Siliguri Municipal Corporation
2. The Executive Officer, ..... Municipality

*WT 26/5/2016*  
Director, SUDA

Dt. .. 26.05.2016

**SUDA-Health/65 (Pt.-IX)/16/32(41)/2(3)**

CC

1. The Commissioner (FW) & Secretary (PHP), DHFW
2. Jt. DIIS (PH & CD), DHFW
3. Dy. DIIS (Malaria), & SPO, NVBDCP, DHFW

*WT 26/5/2016*  
Director, SUDA

Dt. .. 26.05.2016

**SUDA-Health/65 (Pt.-IX)/16/32(41)/3(1)**

CC

PS to the Principal Secretary, Dept. of Municipal Affairs

*WT 26/5/2016*  
Director, SUDA



**Government of West Bengal**  
**Health and Family Welfare Department**

The following decisions were taken in the meeting chaired by Chief Secretary on 8.3.2016 at the Chief Secretary Conference Hall at Nabanna in connection with the prevention and control of Vector Borne Diseases in ensuing season.

**Dengue**

Action points

- a) ✓ Health and FW Department will release fund to SUDA for House-to-House surveillance activity for Dengue from April 2016 to September 2016 (six rounds) in 45 ULBs. Preparatory meeting with these ULBs has already been held on 16-02-16.
- b) ✓ Municipal Affairs (MA) Department will arrange printing of IEC materials shared by H and FW Department and will also arrange display/distribution of leaflets, posters etc.
- c) ✓ Quality of Dengue House-to-House surveillance to be ensured. MA Department would consider changing those volunteers whose quality of work is poor.
- d) ✓ **All ULBs will arrange pasting of stickers on the outside walls of buildings where volunteers have visited. This will ensure quality of surveillance and monitoring.**
- e) CEO, West Bengal will be duly intimated about the Dengue House-to-House Surveillance to be taken up from April, 2016.
- f) ✓ **MA Department will instruct all 45 ULBs to share the reports generated following completion of monthly rounds of Dengue Surveillance with the CMOH for analysis and targeted interventions.**
- g) KMC, HMC and BMC will arrange display of big size flex at prominent places for awareness generation on Vector Borne Diseases.
- h) MA Department will organize meetings with GOI offices especially Railways, Defense, Port Authorities etc. in the Municipal Corporation areas for effective vector control in their premise..
- i) ✓ Both KMC and BMC will arrange for churning of water of different canals flowing through its areas to kill mosquito larva.
- j) HMC will take special care to prevent Dengue incidences in Liluah, Pilkhana areas.
- k) KMC, HMC and BMC will take special care for surveillance of under-construction buildings and also the old abandoned premises.
- l) KMC / ARD and MA Departments will jointly chalk out plan to remove all pigs from Kolkata. Till finalization of this plan, ARD will arrange netting of pigs.
- m) MA Department is also requested to arrange meeting with KMC and other adjoining ULBs to ensure coordinated efforts for Dengue control.
- n) ✓ MA Department will instruct all ULBs in the State to ensure availability of insecticide.

**AES/JE**

Vaccination of JE in the age group of 1-15 yr. has been completed in all districts and Kolkata. It is observed that during 2015 deaths due to JE were more in the age group of 50 yr. and

above. Adult vaccination (15-65 yr.) has been completed in Darjeeling, Jalpaiguri and Dakshin Dinajpur. It is continuing in Malda, Uttar Dinajpur, Burdwan, Bankura and Hooghly districts. Occurrences of non JE AES cases are more in the State. So ensuring safe drinking water supply is most essential.

Action points

- a) PHE and MA Departments are requested to ensure safe drinking water supply, construction of platforms and raising the platform of tubewells. H and FW Department shares line list of AES/JE affected areas with PHE.
- b) CD & WD and SW Department has at present no system of Take Home Ration. They are requested to consider this for AES/JE affected persons.

**Malaria**

Plasmodium falciparum (PF) cases are rising but deaths are decreasing. Annual Parasite Index in overall is decreasing in the State but rising in Purulia district.

Action points

- a) H and HW will distribute 75,000 LLINs in Purulia, Bankura and Paschim Medinipur districts in the most affected Blocks.
- b) Panchayet & RD and MA Departments to cooperate with the H and FW Department for effective Indoor residual Spray activities and for holding 1000 IEC cum Service camps in high case load villages on monthly basis for 6 months starting in April 2016.

**Kala-azar**

At present Kala azar problem is limited to 23 Blocks in Darjeeling, Uttar Dinajpur, Dakshin Dinajpur, Malda, Murshidabad and Birbhum districts.

Action points

- a) Panchayet & RD Department is requested to cooperate with the H and FW Department for effective Indoor Residual Spray activity.
- b) Panchayet & RD and CD & WD and SW Departments are requested to take steps for community awareness for early referral of cases.

**Zika**

An emerging viral disease has been declared by WHO as Public Health Emergency of International Concern on 1<sup>st</sup> February, 2016. The vector mosquito is same as that of Dengue and Chikungunya. Necessary surveillance for persons coming from affected countries has been put in place by GOI. Reports are being collected from the delivery points and community health centres to detect incidences of micro cephal, if any. Activities for control of vector mosquito along with personal protection and community awareness generation are to be taken up by concerned Departments.

The next meeting will be held on 04.4.2016 at 10.30 AM under chairmanship of Chief Secretary.



**Prevention & Control of Vector Borne Diseases**  
**ULB-wise Micro-Plan and requirement of Fund for the year 2016**

| h/s                | Sl No | Name of Municipality | No of Household | No of Supervisor | No of Team  | No of Volunteer | No of Office Staff | Total No. of Manpower | Honorarium @ Rs. 75/- per day per manpower for 5 days for One Month | Fund released for the month of April to June 2016 i.e. 3 Months |
|--------------------|-------|----------------------|-----------------|------------------|-------------|-----------------|--------------------|-----------------------|---|---|
| s                  | 1     | Alipurduar           | 15710           | 10               | 53          | 106             | 4                  | 120                   | 45,000.00   | 135,000   |
| s                  | 2     | Asansol MC           | 141841          | 94               | 470         | 940             | 4                  | 1038                  | 389,250.00  | 1,167,750   |
| s                  |       | Kulti                | 64292           | 42               | 210         | 420             | 4                  | 466                   | 174,750.00  | 524,250   |
| s                  |       | Raniganj             | 32110           | 21               | 105         | 210             | 4                  | 235                   | 88,125.00   | 264,375   |
| s                  | 3     | Balurghat            | 38041           | 26               | 127         | 254             | 4                  | 284                   | 106,500.00  | 319,500   |
| s                  | 4     | Bankura              | 27468           | 20               | 92          | 184             | 4                  | 208                   | 78,000.00   | 234,000   |
| s                  | 5     | Baranagar            | 76605           | 51               | 258         | 516             | 4                  | 571                   | 214,125.00  | 632,625   |
| s                  | 6     | Barasat              | 78270           | 48               | 240         | 480             | 4                  | 532                   | 199,500.00  | 598,500   |
| s                  | 7     | Basirhat             | 30594           | 21               | 102         | 204             | 4                  | 229                   | 85,875.00   | 257,625   |
| s                  | 8     | Baruipur             | 14218           | 10               | 50          | 100             | 4                  | 114                   | 42,750.00   | 128,250   |
| s                  | 9     | Berhampur            | 43238           | 29               | 144         | 288             | 4                  | 321                   | 120,375.00  | 361,125   |
| s                  | 10    | Bhadreswar           | 26894           | 18               | 90          | 180             | 4                  | 202                   | 75,750.00   | 227,250   |
| s                  | 11    | Bidhannagar MC       | 67985           | 50               | 105         | 210             | 4                  | 264                   | 99,000.00   | 297,000   |
| s                  |       |                      | Addl. Fund      |                  |             |                 |                    | 0                     | 334,000.00  | 1,002,000   |
| s                  |       | Rajarhat Gopalpur    | 114605          | 75               | 375         | 750             | 4                  | 829                   | 310,875.00  | 932,625   |
| s                  | 12    | Burdwan              | 58105           | 39               | 196         | 392             | 4                  | 435                   | 163,125.00  | 489,375   |
| s                  | 13    | Chandannagar MC      | 41981           | 28               | 137         | 274             | 4                  | 306                   | 114,750.00  | 344,250   |
| s                  | 14    | Contai               | 18410           | 12               | 61          | 122             | 4                  | 138                   | 51,750.00   | 155,250   |
| s                  | 15    | Diamond Harbour      | 12139           | 8                | 41          | 82              | 4                  | 94                    | 35,250.00   | 105,750   |
| s                  | 16    | Dum Dum              | 38045           | 22               | 120         | 240             | 4                  | 266                   | 99,750.00   | 299,250   |
| s                  | 17    | Durgapur MC          | 172575          | 115              | 575         | 1150            | 4                  | 1269                  | 475,875.00  | 1,427,625   |
| s                  | 18    | Englishbazar         | 43600           | 29               | 144         | 288             | 4                  | 321                   | 120,375.00  | 361,125   |
| s                  | 19    | Gayeshpur            | 14418           | 8                | 50          | 100             | 4                  | 112                   | 42,000.00   | 126,000   |
| s                  | 20    | Haldia               | 57205           | 38               | 191         | 382             | 4                  | 424                   | 159,000.00  | 477,000   |
| s                  | 21    | Hooghly Chinsurah    | 36584           | 24               | 120         | 240             | 4                  | 268                   | 100,500.00  | 301,500   |
| s                  | 22    | Howrah MC            | 292544          | 204              | 975         | 1950            | 4                  | 2158                  | 809,250.00  | 2,427,750   |
| s                  |       |                      | Bally           | 65510            | 49          | 218             | 436                | 4                     | 489   | 183,375.00  |
| s                  | 23    | Jalpaiguri           | 26205           | 18               | 90          | 180             | 4                  | 202                   | 75,750.00   | 227,250   |
| s                  | 24    | Kalyani              | 26665           | 17               | 87          | 174             | 4                  | 195                   | 73,125.00   | 219,375   |
| s                  | 25    | Kamarhati            | 77871           | 52               | 260         | 520             | 4                  | 576                   | 216,000.00  | 648,000   |
| s                  | 26    | Kharagpur            | 65302           | 44               | 218         | 436             | 4                  | 484                   | 181,500.00  | 544,500   |
| s                  | 27    | Khardah              | 24694           | 21               | 84          | 168             | 4                  | 193                   | 72,375.00   | 217,125   |
| s                  | 28    | Maheshtala           | 103813          | 69               | 343         | 686             | 4                  | 759                   | 284,625.00  | 853,875   |
| s                  | 29    | Nabadwip             | 30885           | 21               | 104         | 208             | 4                  | 233                   | 87,375.00   | 262,125   |
| s                  | 30    | Nalhati              | 9596            | 6                | 32          | 64              | 4                  | 74                    | 27,750.00   | 83,250  |
| s                  | 31    | North DumDum         | 67500           | 45               | 225         | 450             | 4                  | 499                   | 187,125.00  | 561,375   |
| s                  | 32    | Panihati             | 102000          | 66               | 340         | 680             | 4                  | 750                   | 281,250.00  | 843,750   |
| s                  | 33    | Pujali               | 8560            | 6                | 30          | 60              | 4                  | 70                    | 26,250.00   | 78,750  |
| s                  | 34    | Rajpur Sonarpur      | 105588          | 73               | 354         | 708             | 4                  | 785                   | 294,375.00  | 883,125   |
| s                  | 35    | Ranaghat             | 19560           | 13               | 65          | 130             | 4                  | 147                   | 55,125.00   | 165,375   |
| s                  | 36    | Serampore            | 42885           | 29               | 145         | 290             | 4                  | 323                   | 121,125.00  | 362,250   |
| s                  | 37    | Siliguri MC          | 114258          | 80               | 380         | 760             | 4                  | 844                   | 316,500.00  | 949,500   |
| s                  | 38    | South DumDum         | 104026          | 70               | 346         | 692             | 4                  | 766                   | 287,250.00  | 861,750   |
| s                  | 39    | Suri                 | 18334           | 12               | 61          | 122             | 4                  | 138                   | 51,750.00   | 155,250   |
| s                  | 40    | Titagarh             | 19481           | 13               | 53          | 106             | 4                  | 123                   | 46,125.00   | 138,375   |
| s                  | 41    | Uttarpara Kotrung    | 39860           | 26               | 127         | 254             | 4                  | 284                   | 106,500.00  | 319,500   |
| <b>TOTAL =&gt;</b> |       |                      | <b>2630070</b>  | <b>1772</b>      | <b>8593</b> | <b>17186</b>    | <b>180</b>         | <b>19138</b>          | <b>7,510,750.00</b>   | <b>22,236,750.00</b>  |

Details of required additional fund per month for Bidhannagar Municipal Corporation as was sanctioned in previous year :

- i) Hon. to 272 daily rated worker @ Rs. 150/- x 5 days = Rs. 2,04,000/-
- ii) Refreshment to 200 trainee nurses @ Rs. 40/- x 5 days = Rs. 40,000/-
- iii) 12 Tata sumo @ Rs. 1,500/- x 5 days / 3 round = 90,000/-

April-Sep

For CM'S meeting on 2<sup>8</sup>/<sub>16</sub>

## Municipal Affairs Department

### A report on Prevention of Vector Borne Diseases in Urban Areas

- The Hon'ble Chief Minister hold a meeting on 08.02.2016 on Prevention of Vector Borne Diseases i.e. Dengue / Malaria in Urban areas during the year 2016.
- Following to the meeting of Hon'ble Chief Minister, the Chief Secretary convened a meeting on 08.03.2016 to review the preparedness for prevention & control of vector borne diseases.
- 41 ULBs have been identified as high risk ULBs by the Department of Health & Family Welfare.
- Training of trainers conducted for identified persons of those 41 ULBs in co-ordination with Health Department.
- All the 41 ULBs have submitted micro plan and started house to house visit for consecutive five days in a month w.e.f. April, 2016.
- Printing of leaflet by SUDA have already been undertaken and delivered to the ULBs.
- ULB-wise performance report during the month of April to July, 2016 are appended below :



| Sl No. | Name of ULBs      | No. of Household | No. of Household covered by House to House Team | No. of Household Member | No. of Fever Cases with joint pain | Environmental Management  |                                    |                                   |                                 |
|--------|-------------------|------------------|---|-------------------------|------------------------------------|---------------------------|------------------------------------|-----------------------------------|---------------------------------|
|        |                   |                  |   |                         |                                    | No. of Container Examined | No. of Container where larve found | No. of Container cleaned & rubbed | No. of House Positive for Larva |
| 1      | Alipurduar        | 15710            | 15936   | 62056                   | 107                                | 41219                     | 123                                | 13027                             | 30                              |
| 2      | Asansol MC        | 141841           | 139995  | 627394                  | 90                                 | 333740                    | 1443                               | 119257                            | 122                             |
|        | Kulti             | 64292            | 65426   | 324043                  | 6676                               | 1028146                   | 24867                              | 58126                             | 18131                           |
|        | Raniganj          | 32110            | 30642   | 133147                  | 663                                | 330793                    | 9729                               | 33365                             | 6289                            |
| 3      | Balurghat         | 38041            | 37888   | 145025                  | 640                                | 458176                    | 261                                | 223752                            | 261                             |
| 4      | Bankura           | 27468            | 29092   | 130895                  | 4191                               | 295988                    | 4807                               | 82052                             | 2893                            |
| 5      | Baranagar         | 76605            | 75340   | 256447                  | 3728                               | 332829                    | 1405                               | 114283                            | 1004                            |
| 6      | Barasat           | 78270            | 78585   | 291723                  | 4043                               | 197789                    | 758                                | 163379                            | 621                             |
| 7      | Basirhat          | 30594            | 30593   | 126532                  | 1618                               | 44169                     | 1455                               | 42935                             | 534                             |
| 8      | Baruipur          | 14218            | 14898   | 51426                   | 1078                               | 127478                    | 1162                               | 31489                             | 962                             |
| 9      | Berhampur         | 43238            | 41261   | 160859                  | 15559                              | 144519                    | 1517                               | 67997                             | 343                             |
| 10     | Bhadreswar        | 26894            | 26884   | 106925                  | 5023                               | 142935                    | 1067                               | 54591                             | 524                             |
| 11     | Bidhannagar MC    | 67985            | 178897  | 604651                  | 2649                               | 896936                    | 805                                | 743888                            | 621                             |
|        | Rajarhat Gopalpur | 114605           |   |                         |                                    |                           |                                    |                                   |                                 |
| 12     | Burdwan           | 58105            | 52825   | 314866                  | 81                                 | 1020264                   | 2998                               | 205487                            | 2323                            |
| 13     | Chandannagore MC  | 41981            | 42907   | 163973                  | 547                                | 247482                    | 199                                | 89216                             | 135                             |
| 14     | Contai            | 18410            | 18754   | 110876                  | 1470                               | 89337                     | 533                                | 44240                             | 408                             |
| 15     | Diamond Harbour   | 12139            | 12109   | 45295                   | 1148                               | 160166                    | 477                                | 3250                              | 438                             |
| 16     | Dum Dum           | 38045            | 33713   | 112451                  | 762                                | 114743                    | 21                                 | 49474                             | 18                              |
| 17     | Durgapur MC       | 172575           | 180804  | 698249                  | 321                                | 1271343                   | 3504                               | 236099                            | 1622                            |
| 18     | English Bazar     | 43600            | 42695   | 170949                  | 3034                               | 41707                     | 88                                 | 33086                             | 76                              |
| 19     | Gayeshpur         | 14418            | 15666   | 61112                   | 1527                               | 69416                     | 132                                | 16421                             | 115                             |
| 20     | Haldia            | 57205            | 56988   | 224972                  | 2553                               | 77143                     | 2169                               | 56302                             | 1627                            |
| 21     | Hooghly Chinsurah | 36584            | 37782   | 172789                  | 508                                | 180468                    | 127                                | 44432                             | 115                             |
| 22     | Howrah MC         | 292544           | 343143  | 1199525                 | 4467                               | 2353452                   | 5328                               | 410717                            | 4246                            |
|        | Bally             | 65510            |   |                         | 1680                               | 224177                    | 8130                               | 45029                             | 5690                            |
| 23     | Jalpaiguri        | 26205            | 27911   | 105256                  | 484                                | 72603                     | 658                                | 44943                             | 165                             |
| 24     | Kalyani           | 26665            | 26240   | 99709                   | 2486                               | 13637                     | 932                                | 10242                             | 674                             |
| 25     | Kamarhati         | 77871            | 76168   | 302152                  | 1653                               | 226648                    | 27                                 | 86302                             | 24                              |
| 26     | Kharagpur         | 65302            | 75222   | 302340                  | 2368                               | 253488                    | 2195                               | 200476                            | 904                             |
| 27     | Khardah           | 24694            | 25804   | 116925                  | 2926                               | 243117                    | 892                                | 134230                            | 335                             |
| 28     | Maheshtala        | 103813           | 108121  | 415721                  | 1811                               | 431679                    | 2742                               | 263747                            | 2311                            |
| 29     | Nabadwip          | 30885            | 31204   | 110965                  | 1536                               | 90188                     | 744                                | 47858                             | 465                             |
| 30     | Nalhati           | 9596             | 9003  | 41507                   | 235                                | 116355                    | 71                                 | 51715                             | 82                              |

| Sl No.            | Name of ULBs      | No. of Household | No. of Household covered by House to House Team | No. of Household Member | No. of Fever Cases with joint pain | Environmental Management  |                                    |                                   |                                 |
|-------------------|-------------------|------------------|---|-------------------------|------------------------------------|---------------------------|------------------------------------|-----------------------------------|---------------------------------|
|                   |                   |                  |   |                         |                                    | No. of Container Examined | No. of Container where larve found | No. of Container cleaned & rubbed | No. of House Positive for Larva |
| 31                | North Dum Dum     | 67500            | 69082   | 258180                  | 226                                | 321491                    | 24                                 | 49026                             | 18                              |
| 32                | Panihati          | 102000           | 100164  | 370855                  | 11405                              | 336021                    | 10358                              | 113566                            | 5655                            |
| 33                | Pujali            | 8560             | 8521  | 36269                   | 5408                               | 25439                     | 1497                               | 23846                             | 888                             |
| 34                | Rajpur Sonarpur   | 105588           | 110517  | 412287                  | 27198                              | 311328                    | 8762                               | 269328                            | 5923                            |
| 35                | Ranaghat          | 19560            | 19737   | 70460                   | 1160                               | 37531                     | 54                                 | 27716                             | 42                              |
| 36                | Serampore         | 42885            | 43169   | 153953                  | 608                                | 565496                    | 77                                 | 96173                             | 77                              |
| 37                | Siliguri MC       | 114258           | 112080  | 490624                  | 3509                               | 394122                    | 878                                | 95286                             | 669                             |
| 38                | South Dum Dum     | 104026           | 105384  | 422003                  | 3954                               | 587193                    | 21994                              | 39908                             | 9156                            |
| 39                | Suri              | 18334            | 18509   | 74459                   | 174                                | 268446                    | 45                                 | 141604                            | 30                              |
| 40                | Titagarh          | 19481            | 15300   | 66673                   | 703                                | 254912                    | 630                                | 137311                            | 398                             |
| 41                | Uttarpara Kotrung | 39860            | 43196   | 164029                  | 195                                | 117421                    | 7                                  | 16474                             | 9                               |
| <b>Total=&gt;</b> |                   | <b>2630070</b>   | <b>2628155</b>                                  | <b>10310547</b>         | <b>132202</b>                      | <b>14891530</b>           | <b>125692</b>                      | <b>4831645</b>                    | <b>76973</b>                    |

#### Action taken from Department of Municipal Affairs :

- Instructions to prevent Vector Borne Diseases in Urban areas have been issued to all the 124 ULBs.
- Coordination meetings held with Department of Health & Family Welfare.
- Training of trainers conducted for identified persons of the ULBs in coordination with Health Department. The said trainers imparted training to paramedical staff and others of the respective ULBs.
- Micro-plan was prepared by the ULBs for conduct of house to house visit.
- Monitoring officials of State level visited ULBs during house to house visit.
- ULB-wise report for each of the month were collected and sent to Department of Health & Family Welfare.
- Meeting held with DM of North 24 Parganas, Burdwan and Hooghly and the concerned Mayor / Chairpersons.



ULB-wise release of fund for house to house visit and procurement of Larvicidal & IEC upto July, 2016 :

(Rs. in Lakh)

| Sl. No. | ULB                | House to House visit for the month of April to June, 2016 | Procurement of Larvicidal & IEC * | Total         |
|---------|--------------------|---|-----------------------------------|---------------|
| 1       | Alipurduar         | 1.35  | 1.40                              | 2.75          |
| 2       | Asansol MC         | 19.56   | 12.92                             | 32.48         |
| 3       | Balurghat          | 3.20  | 2.38                              | 5.58          |
| 4       | Bankura            | 2.34  | 2.36                              | 4.70          |
| 5       | Baranagar          | 6.33  | 2.45                              | 8.78          |
| 6       | Barasat            | 5.99  | 3.20                              | 9.19          |
| 7       | Basirhat           | 2.58  | 1.60                              | 4.18          |
| 8       | Baruipur           | 1.28  | 1.19                              | 2.47          |
| 9       | Berhampur          | 3.61  | 2.63                              | 6.24          |
| 10      | Bhadreswar         | 2.27  | 1.44                              | 3.71          |
| 11      | Bidhannagar MC     | 22.32   | 6.28                              | 28.60         |
| 12      | Burdwan            | 4.89  | 2.66                              | 7.55          |
| 13      | Chandannagore MC   | 3.44  | 3.33                              | 6.77          |
| 14      | Contai             | 1.55  | 2.03                              | 3.58          |
| 15      | Diamond Harbour    | 1.06  | 1.60                              | 2.66          |
| 16      | Dum Dum            | 2.99  | 1.59                              | 4.58          |
| 17      | Durgapur MC        | 14.28   | 4.76                              | 19.04         |
| 18      | English Bazar      | 3.61  | 2.65                              | 6.26          |
| 19      | Gayeshpur          | 1.26  | 1.26                              | 2.52          |
| 20      | Haldia             | 4.77  | 2.73                              | 7.50          |
| 21      | Hooghly Chinsurah  | 3.02  | 2.17                              | 5.19          |
| 22      | Howrah MC          | 29.78   | 8.30                              | 38.08         |
| 23      | Jalpaiguri         | 2.27  | 1.77                              | 4.04          |
| 24      | Kalyani            | 2.19  | 2.04                              | 4.23          |
| 25      | Kamarhati          | 6.48  | 3.73                              | 10.21         |
| 26      | Kharagpur          | 5.45  | 3.11                              | 8.56          |
| 27      | Khardah            | 2.17  | 2.15                              | 4.32          |
| 28      | Maheshtala         | 5.69  | 2.83                              | 8.52          |
| 29      | Nabadwip           | 2.62  | 1.72                              | 4.34          |
| 30      | Nalhati            | 0.83  | 1.12                              | 1.95          |
| 31      | North Dum Dum      | 5.61  | 3.26                              | 8.87          |
| 32      | Panihati           | 8.44  | 3.79                              | 12.23         |
| 33      | Pujali             | 0.79  | 1.05                              | 1.84          |
| 34      | Rajpur Sonarpur    | 8.83  | 2.67                              | 11.50         |
| 35      | Ranaghat           | 1.65  | 1.91                              | 3.56          |
| 36      | Serampore          | 3.62  | 1.86                              | 5.48          |
| 37      | Siliguri MC        | 9.50  | 5.07                              | 14.57         |
| 38      | South Dum Dum      | 8.62  | 3.83                              | 12.45         |
| 39      | Suri               | 1.55  | 1.81                              | 3.36          |
| 40      | Titagarh           | 1.38  | 1.65                              | 3.03          |
| 41      | Uttarpara Kotrung  | 3.20  | 2.49                              | 5.69          |
|         | <b>Total =&gt;</b> | <b>222.37</b>   | <b>118.79</b>                     | <b>341.16</b> |

\* 50% of total allotment released. Rest 50% will be released on received of UC for 1<sup>st</sup> allotment.

ULB-wise (other than 41 ULBs) release of fund for procurement of Larvicidal & IEC during the year 2016 :

(Rs. in Lakh)

| Sl. No. | ULB                    | Release of Fund | Sl. No. | ULB              | Release of Fund |
|---------|------------------------|-----------------|---------|------------------|-----------------|
| 1       | Arambag                | 1.27            | 46      | Katwa            | 1.35            |
| 2       | Ashokenagar Kalyangarh | 1.60            | 47      | Kharar           | 0.70            |
| 3       | Baduria                | 1.19            | 48      | Khirpai          | 0.70            |
| 4       | Baidyabati             | 1.59            | 49      | Konnagar         | 1.34            |
| 5       | Bangaon                | 1.58            | 50      | Krishnagar       | 1.76            |
| 6       | Bansberia              | 1.57            | 51      | Kurseong         | 1.37            |
| 7       | Barrackpur             | 1.76            | 52      | Madhyamgram      | 1.88            |
| 8       | Beldanga               | 0.97            | 53      | Mal              | 1.03            |
| 9       | Bhatpara               | 2.75            | 54      | Mathabhanga      | 0.84            |
| 10      | Birnagar               | 0.97            | 55      | Medinipur        | 1.78            |
| 11      | Bishnupur              | 1.33            | 57      | Mekhliganj       | 0.63            |
| 12      | Bolpur                 | 1.29            | 57      | Memari           | 1.12            |
| 13      | Budge Budge            | 1.41            | 58      | Mirik            | 0.63            |
| 14      | Chakdah                | 1.50            | 59      | Murshidabad      | 1.30            |
| 15      | Champdani              | 1.58            | 60      | Naihati          | 2.10            |
| 16      | Chandrakona            | 0.84            | 61      | New Barrackpur   | 1.41            |
| 17      | Cooch Behar            | 1.41            | 62      | North Barrackpur | 1.61            |
| 18      | Coopers Camp           | 0.84            | 63      | Old Malda        | 1.23            |
| 19      | Dainhat                | 0.96            | 64      | Panskura         | 1.20            |
| 20      | Dalkhola               | 0.98            | 65      | Purulia          | 1.59            |
| 21      | Darjeeling             | 2.22            | 66      | Raghunathpur     | 0.91            |
| 22      | Dhulian                | 1.37            | 67      | Raiganj          | 1.93            |
| 23      | Dhupguri               | 1.12            | 68      | Ramjibanpur      | 0.77            |
| 24      | Dinhata                | 1.11            | 69      | Rampurhat        | 1.20            |
| 25      | Dubrajpur              | 1.11            | 70      | Rishra           | 1.66            |
| 26      | Egra                   | 0.97            | 71      | Sainthia         | 1.12            |
| 27      | Gangarampur            | 1.26            | 72      | Santipur         | 1.76            |
| 28      | Garulia                | 1.49            | 73      | Sonamukhi        | 1.04            |
| 29      | Ghatal                 | 1.19            | 74      | Taherpur         | 0.92            |
| 30      | Gobardanga             | 1.18            | 75      | Taki             | 1.11            |
| 31      | Gushkara               | 1.11            | 76      | Tamluk           | 1.52            |
| 32      | Habra                  | 1.69            | 77      | Tarakeshwar      | 1.04            |
| 33      | Haldibari              | 0.83            | 78      | Tufanganj        | 0.83            |
| 34      | Halisahar              | 1.66            | 79      | Uluberia         | 2.12            |
| 35      | Islampur               | 1.19            | 80      | Dankuni          | 1.37            |
| 36      | Jangipur               | 1.43            | 81      | Haringhata       | 1.19            |
| 37      | Jaynagar Mazilpur      | 0.97            | 82      | Domkal           | 1.45            |
| 38      | Jhalda                 | 0.83            | 83      | Buniadpur        | 0.98            |
| 39      | Jhargram               | 1.20            |         |                  |                 |
| 40      | Jiaganj- Azimganj      | 1.19            |         |                  |                 |
| 41      | Kaliaganj              | 1.19            |         |                  |                 |
| 42      | Kalimpong              | 1.56            |         |                  |                 |
| 43      | Kalna                  | 1.26            |         |                  |                 |
| 44      | Kanchrapara            | 1.73            |         |                  |                 |
| 45      | Kandi                  | 1.19            |         |                  |                 |

\* 50% of total allotment released. Rest 50% will be released on received of UC for 1<sup>st</sup> allotment.





**ONKAR SINGH MEENA, IAS**  
**SECRETARY**  
**DEPARTMENT OF MUNICIPAL AFFAIRS**  
**GOVERNMENT OF WEST BENGAL**

29.07.2016

Memo No. : Secy-MA/27/2016

**From : Secretary**  
**Municipal Affairs Department**

**To : The Mayor**  
**Asansol / Bidhannagar / Chandernagore /**  
**Durgapur / Howrah / Siliguri Municipal Corporation**

**: The Chairman / Chairperson**  
**..... Municipality**

**Sub. : Strengthening of supervision & monitoring of ongoing House to House fever surveillance and source reduction for vectors at selected ULBs.**

Sir / Madam,

You are aware that Director, SUDA issued a communication vide no. SUDA-Health/65(Pt.IX)/16/32(41) dt. 26.05.2016 w.r.t. enhancing quality of House to House survey and Inter-sectoral Coordination for Prevention & Control of Vector Borne Diseases at Selected ULBs.


In the mean time, Video Conference & District level meeting had been organized to review House to House surveillance activities. Training & re-training of team members on technical issues had been organized jointly with concerned District Health officials. Joint monitoring visit of officials of SUDA and Health & Family Welfare Department conducted in a no. of ULBs.

As the dengue cases are on the rise in ULBs, you are requested to take all out efforts to strengthen ongoing house to house fever surveillance as well as source reduction of the vectors. District Health Administration, Health Officials & all Councillors of ULB are to be involved immediately to obtain desired output. Your direct involvement is required regarding planning, implementation, monitoring & supervision.

You are also requested to send an action taken report by 03.08.2016.

Thanking you.

Yours faithfully

  
Secretary,  
Municipal Affairs Department


29.07.2016

Memo No. : Secy-MA/27/2016/1(1)

CC

The Mission Director (NHM) & Secretary (PHP), DHFW w.r.t. her memo no.

HIB/M/4-D-03-12/219 dt. 28.07.2016

  
Secretary  
Municipal Affairs Department



Government of West Bengal  
Health & Family Welfare Department

The following decisions were taken in the meeting chaired by Hon'ble Chief Minister on 08.02.2016 at NABANNA in connection with the preparedness for forthcoming season with a view to preventing Vector-Borne Diseases.

Secretary, PHP will follow-up on all the points in coordination with the Director of Health Services.

1. From the end of February, 2016 the following activities will be undertaken for prevention and control Vector-Borne Diseases in 2016.
  - o ~~Generation of awareness~~ in the community in both urban and rural areas.
  - o ~~Display of publicity material~~ through multi-media like Newspapers, Radio, TV, Hoardings, Leaf-lets, Posters etc. The publicity material will be in different languages for different regions (Bengali, Hindi, Urdu, English & Nepali).
  - o ~~House-to-house visits~~ by health workers/volunteers.
2. Stagnant water in Kestopur Khal either to be drained or manipulated to prevent breeding of mosquitoes.
3. Howrah and Bidhannagar Municipal Corporations will take intensive prevention & control measures along the lines of the work done by Kolkata Municipal Corporation (KMC).
4. The Mayor of Kolkata Municipal Corporation will co-ordinate with the Mayors of Howrah and Bidhannagar Municipal Corporations and with Chairpersons of Municipalities around Kolkata.
5. Municipal Affairs Department will convene a meeting of 45 Municipalities to review their preparation for preventive & control measures in coming season. The Department will also ensure adequate availability of larvicide at each Municipality.
6. KMC, Howrah and Bidhannagar Municipal Corporation will approach the management of Central Government agencies operating in their respective jurisdiction to undertake measures for prevention and control of Vector-Borne Diseases.



7. The Municipal Corporations and Municipalities will inspect construction sites in their respective jurisdiction and ensure that breeding of mosquitoes is not at all allowed. Necessary penal measures should be taken against defaulters.
8. The Chief Secretary will take a meeting of Central Government agencies (Railways, Military, Civil Aviation, BSF, CISF, NIA, Coal India, Banks, Port Trust, Tea Board, CPWD, etc.) to ensure co-ordination about measures against Vector-Borne Diseases.
9. Health & Family Welfare Department will issue a circular about the protocol relating to diagnosis and reporting of Dengue and other Vector-Borne Diseases. A notification will be issued to all Nursing Homes/Private Hospitals for strict adherence to the protocol.
10. Health & Family Welfare Department will ensure blood testing facilities on 24 hours-basis, particularly at North Bengal Medical College & Hospital. The Department will also monitor JE/AES situation in North Bengal districts.
11. Health & Family Welfare Department will ensure adequate supply of drugs, consumables, blood, plate-lets etc.
12. The Women and Child Development Department and the P&RD Department will extend their assistance to Health Department in ensuring extensive house-hold coverage by Indoor Residual Spray in the ensuing season.
13. The P & R.D. Department will generate awareness, in rural areas and will take measures against breeding of mosquitoes.
14. The Animal Resources Development Department will coordinate with Municipal Corporations and Municipalities in controlling pigs in identified areas.
15. The Municipal Affairs Department will improve supply of safe drinking water, particularly in urban areas of North Bengal.
16. The Chief Secretary will monitor the situation from time to time.

*P.S.*  
17/2/16  
(Principal Secretary)

Secretary (PHIP)

U.O. No. HB-31/16  
Date: 17.02.16

As discussed, some correspondences to be made, and the activities to be monitored.

*J*  
17/2

*D.H.S.*



**Prevention & Control of Vector Borne Diseases  
ULB-wise Micro-Plan and requirement of Fund for the year 2016**

| Sl No              | Name of Municipality | No of Household | No of Supervisor | No of Team  | No of Volunteer | No of Office Staff | Total No. of Manpower | Existing HHW | Existing FTS | Total HHW & FTS (Existing) |
|--------------------|----------------------|-----------------|------------------|-------------|-----------------|--------------------|-----------------------|--------------|--------------|----------------------------|
| 1                  | Alipurduar           | 15710           | 10               | 53          | 106             | 4                  | 120                   | 36           | 6            | 42                         |
| 2                  | Asansol MC           | 141841          | 94               | 470         | 940             | 4                  | 1038                  | 339          | 87           | 426                        |
|                    | Kulti                | 64292           | 42               | 210         | 420             | 4                  | 466                   | 0            | 0            | 0                          |
|                    | Raniganj             | 32110           | 21               | 105         | 210             | 4                  | 235                   | 35           | 6            | 41                         |
| 3                  | Balurghat            | 38041           | 26               | 127         | 254             | 4                  | 284                   | 59           | 11           | 70                         |
| 4                  | Bankura              | 27468           | 20               | 92          | 184             | 4                  | 208                   | 28           | 6            | 34                         |
| 5                  | Baranagar            | 76605           | 51               | 258         | 516             | 4                  | 571                   | 27           | 3            | 30                         |
| 6                  | Barasat              | 78270           | 48               | 240         | 480             | 4                  | 532                   | 186          | 33           | 219                        |
| 7                  | Basirhat             | 30594           | 21               | 102         | 204             | 4                  | 229                   | 35           | 8            | 43                         |
| 8                  | Baruipur             | 14218           | 10               | 50          | 100             | 4                  | 114                   | 2            | 0            | 2                          |
| 9                  | Berhampur            | 43238           | 29               | 144         | 288             | 4                  | 321                   | 40           | 8            | 48                         |
| 10                 | Bhadreswar           | 26894           | 18               | 90          | 180             | 4                  | 202                   | 81           | 15           | 96                         |
|                    | Bidhannagar MC       | 67985           | 50               | 105         | 210             | 4                  | 264                   | 32           | 3            | 35                         |
| 11                 |                      | Addl. Fund      |                  |             |                 |                    | 0                     |              |              | 0                          |
|                    | Rajarhat Gopalpur    | 114605          | 75               | 375         | 750             | 4                  | 829                   | 131          | 29           | 160                        |
| 12                 | Burdwan              | 58105           | 39               | 196         | 392             | 4                  | 435                   | 122          | 22           | 144                        |
| 13                 | Chandannagar MC      | 41981           | 28               | 137         | 274             | 4                  | 306                   | 59           | 9            | 68                         |
| 14                 | Contai               | 18410           | 12               | 61          | 122             | 4                  | 138                   | 26           | 5            | 31                         |
| 15                 | Diamond Harbour      | 12139           | 8                | 41          | 82              | 4                  | 94                    | 16           | 4            | 20                         |
| 16                 | Dum Dum              | 38045           | 22               | 120         | 240             | 4                  | 266                   | 37           | 10           | 47                         |
| 17                 | Durgapur MC          | 172575          | 115              | 575         | 1150            | 4                  | 1269                  | 225          | 54           | 279                        |
| 18                 | Englishbazar         | 43600           | 29               | 144         | 288             | 4                  | 321                   | 56           | 13           | 69                         |
| 19                 | Gayeshpur            | 14418           | 8                | 50          | 100             | 4                  | 112                   | 53           | 10           | 63                         |
| 20                 | Haldia               | 57205           | 38               | 191         | 382             | 4                  | 424                   | 45           | 9            | 54                         |
| 21                 | Hooghly Chinsurah    | 36584           | 24               | 120         | 240             | 4                  | 268                   | 113          | 27           | 140                        |
| 22                 | Howrah MC            | 292544          | 204              | 975         | 1950            | 4                  | 2158                  | 286          | 58           | 344                        |
|                    | Bally                | 65510           | 49               | 218         | 436             | 4                  | 489                   | 105          | 23           | 128                        |
| 23                 | Jalpaiguri           | 26205           | 18               | 90          | 180             | 4                  | 202                   | 43           | 9            | 52                         |
| 24                 | Kalyani              | 26665           | 17               | 87          | 174             | 4                  | 195                   | 27           | 7            | 34                         |
| 25                 | Kamarhati            | 77871           | 52               | 260         | 520             | 4                  | 576                   | 125          | 24           | 149                        |
| 26                 | Kharagpur            | 65302           | 44               | 218         | 436             | 4                  | 484                   | 97           | 30           | 127                        |
| 27                 | Khardah              | 24694           | 21               | 84          | 168             | 4                  | 193                   | 101          | 19           | 120                        |
| 28                 | Maheshtala           | 103813          | 69               | 343         | 686             | 4                  | 759                   | 160          | 21           | 181                        |
| 29                 | Nabadwip             | 30885           | 21               | 104         | 208             | 4                  | 233                   | 38           | 8            | 46                         |
| 30                 | Naihati              | 9596            | 6                | 32          | 64              | 4                  | 74                    | 16           | 4            | 20                         |
| 31                 | North DumDum         | 67500           | 45               | 225         | 450             | 4                  | 499                   | 90           | 21           | 111                        |
| 32                 | Panihati             | 102000          | 66               | 340         | 680             | 4                  | 750                   | 135          | 28           | 163                        |
| 33                 | Pujali               | 8560            | 6                | 30          | 60              | 4                  | 70                    | 22           | 6            | 28                         |
| 34                 | Rajpur Sonarpur      | 105588          | 73               | 354         | 708             | 4                  | 785                   | 139          | 27           | 166                        |
| 35                 | Ranaghat             | 19560           | 13               | 65          | 130             | 4                  | 147                   | 18           | 4            | 22                         |
| 36                 | Serampore            | 42885           | 29               | 145         | 290             | 4                  | 323                   | 142          | 28           | 170                        |
| 37                 | Siliguri MC          | 114258          | 80               | 380         | 760             | 4                  | 844                   | 213          | 52           | 265                        |
| 38                 | South DumDum         | 104026          | 70               | 346         | 692             | 4                  | 766                   | 153          | 32           | 185                        |
| 39                 | Suri                 | 18334           | 12               | 61          | 122             | 4                  | 138                   | 18           | 3            | 21                         |
| 40                 | Titagarh             | 49481           | 13               | 53          | 106             | 4                  | 123                   | 92           | 10           | 102                        |
| 41                 | Uttarpara Kotrung    | 39860           | 26               | 127         | 254             | 4                  | 284                   | 123          | 25           | 148                        |
| <b>TOTAL =&gt;</b> |                      | <b>2630070</b>  | <b>1772</b>      | <b>8593</b> | <b>17186</b>    | <b>180</b>         | <b>19138</b>          | <b>3926</b>  | <b>817</b>   | <b>4743</b>                |

**Details of required additional fund per month for Bidhannagar Municipal Corporation as was sanctioned in previous year :**

- i) Hon. to 272 daily rated worker @ Rs. 150/- x 5 days = Rs. 2,04,000/-
  - ii) Refreshment to 200 trainee nurses @ Rs. 40/- x 5 days = Rs. 40,000/-
  - iii) 12 Tata sumo @ Rs. 1,500/- x 5 days / 3 round = 90,000/-
- Thus, Totalling Rs. 3,34,000/- (2,04,000 + 40,000 + 90,000)



Government of West Bengal  
Health & Family Welfare Department

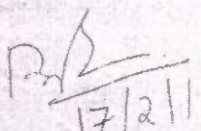
The following decisions were taken in the meeting chaired by Hon'ble Chief Minister on 08.02.2016 at NABANNA in connection with the preparedness for forthcoming season with a view to preventing Vector-Borne Diseases.

Secretary, PHP will follow-up on all the points in coordination with the Director of Health Services.

1. From the end of February, 2016 the following activities will be undertaken for prevention and control Vector-Borne Diseases in 2016.
  - o Generation of awareness in the community in both urban and rural areas.
  - o Display of publicity material through multi-media like Newspapers, Radio, TV, Hoardings, Leaf-lets, Posters etc. The publicity material will be in different languages for different regions (Bengali, Hindi, Urdu, English & Nepali).
  - o ~~House to house~~ visits by health workers/volunteers.
2. Stagnant water in Kestopur Khal either to be drained or manipulated to prevent breeding of mosquitoes.
3. Howrah and Bidhannagar Municipal Corporations will take intensive prevention & control measures along the lines of the work done by Kolkata Municipal Corporation (KMC).
4. The Mayor of Kolkata Municipal Corporation will co-ordinate with the Mayors of Howrah and Bidhannagar Municipal Corporations and with Chairpersons of Municipalities around Kolkata.
5. Municipal Affairs Department will convene a meeting of 45 Municipalities to review their preparation for preventive & control measures in coming season. The Department will also ensure adequate availability of larvicide at each Municipality.
6. KMC, Howrah and Bidhannagar Municipal Corporation will approach the management of Central Government agencies operating in their respective jurisdiction to undertake measures for prevention and control of Vector-Borne Diseases.



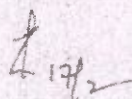
7. The Municipal Corporations and Municipalities will inspect construction sites in their respective jurisdiction and ensure that breeding of mosquitoes is not at all allowed. Necessary penal measures should be taken against defaulters.
8. The Chief Secretary will take a meeting of Central Government agencies (railways, Military, Civil Aviation, BSF, CISF, NIA, Coal India, Banks, Port Trust, Tea Board, CPWD, etc.) to ensure co-ordination about measures against Vector-Borne Diseases.
9. Health & Family Welfare Department will issue a circular about the protocol relating to diagnosis and reporting of Dengue and other Vector-Borne Diseases. A notification will be issued to all Nursing Homes/Private Hospitals for strict adherence to the protocol.
10. Health & Family Welfare Department will ensure blood testing facilities on 24 hours-basis, particularly at North Bengal Medical College & Hospital. The Department will also monitor JE/AES situation in North Bengal districts.
11. Health & Family Welfare Department will ensure adequate supply of drugs, consumables, blood, plate-lets etc.
12. The Women and Child Development Department and the P&RD Department will extend their assistance to Health Department in ensuring extensive house-hold coverage by Indoor Residual Spray in the ensuing season.
13. The P & R.D. Department will generate awareness, in rural areas and will take measures against breeding of mosquitoes.
14. The Animal Resources Development Department will coordinate with Municipal Corporations and Municipalities in controlling pigs in identified areas
15. The Municipal Affairs Department will improve supply of safe drinking water, particularly in urban areas of North Bengal.
16. The Chief Secretary will monitor the situation from time to time.

  
17/2/16  
(Principal Secretary)

Secretary (PHP)

U.O. No. HS-31/16  
Date: 17.02.16

As discussed, some correspondences to be made, and the activities to be monitored.



SMS



Prevention & Control of Dengue / Chikungunya  
Report of House to House visit for the Month of June 2016

| Sl No | Name of ULBs | No. of Household | House to House Visit Started on | House to House Visit completed / will be completed | No. of Household covered by House to House Team | Fever Surveillance       |   |            |       |                           |                                   |                                   |                                 |                           |                  | Environmental Management |                      |                    |               | HC Activities |  | Entomological and Epidemiological Indicators |  |  |
|-------|--------------|------------------|---------------------------------|--|---|--------------------------|---|------------|-------|---------------------------|-----------------------------------|-----------------------------------|---------------------------------|---------------------------|------------------|--------------------------|----------------------|--------------------|---------------|---------------|--|--|--|--|
|       |              |                  |                                 |  |   | No. of Households Member | No. of Fever Cases during the last 100 week | On the day | Total | No. of container Examined | No. of container where have found | No. of container cleaned & rubbed | No. of House Positive for Larva | No. of Larval distributed | No. of IHC given | House Index (HI)         | Container Index (CI) | Breteau Index (BI) | % Fever Cases |               |  |  |  |  |
| 1     | Ambedkar     | 25712            | 22/06/2016                      | 08/06/2016   | 138925  | 22856                    | 11  | 6          | 8     | 12509                     | 18                                | 202                               | 4054                            | 47                        | 6758             | 25314                    | 0.03                 | 0.08               | 0.06          | 0.01          |  |  |  |  |
| 2     | Ambedkar MC  | 14384            | 22/06/2016                      | 11/06/2016   | 138925  | 22856                    | 11  | 18         | 693   | 254375                    | 6107                              | 2394                              | 4444                            | 13100                     | 75314            | 0.03                     | 0.11                 | 0.21               | 0.01          |               |  |  |  |  |
| 3     | Ambedkar     | 64294            | 12/06/2016                      | 08/06/2016   | 138925  | 22856                    | 11  | 73         | 184   | 84380                     | 2005                              | 1387                              | 1856                            | 65756                     | 89045            | 6.93                     | 2.40                 | 9.34               | 0.29          |               |  |  |  |  |
| 4     | Ambedkar     | 12110            | 14/06/2016                      | 20/06/2016   | 138925  | 22856                    | 11  | 0          | 211   | 1387                      | 89                                | 6882                              | 180                             | 41703                     | 3485             | 6.06                     | 2.73                 | 7.52               | 0.14          |               |  |  |  |  |
| 5     | Ambedkar     | 38121            | 11/06/2016                      | 14/06/2016   | 138925  | 22856                    | 11  | 0          | 211   | 11191                     | 89                                | 6882                              | 180                             | 58330                     | 58136            | 0.48                     | 0.16                 | 0.48               | 0.15          |               |  |  |  |  |
| 6     | Ambedkar     | 23488            | 01/06/2016                      | 08/06/2016   | 138925  | 22856                    | 11  | 375        | 906   | 49032                     | 188                               | 36396                             | 1390                            | 33027                     | 33627            | 4.36                     | 1.26                 | 6.47               | 0.69          |               |  |  |  |  |
| 7     | Ambedkar     | 76674            | 20/06/2016                      | 20/06/2016   | 138925  | 22856                    | 11  | 370        | 424   | 26647                     | 376                               | 56142                             | 268                             | 748-2                     | 84450            | 0.32                     | 0.33                 | 0.50               | 0.39          |               |  |  |  |  |
| 8     | Ambedkar     | 78274            | 20/06/2016                      | 20/06/2016   | 138925  | 22856                    | 11  | 188        | 482   | 8672                      | 114                               | 7245                              | 76                              | 10444                     | 74186            | 0.13                     | 0.12                 | 0.13               | 0.23          |               |  |  |  |  |
| 9     | Ambedkar     | 30304            | 13/06/2016                      | 17/06/2016   | 138925  | 22856                    | 11  | 253        | 682   | 925                       | 37096                             | 1379                              | 37096                           | 582                       | 10618            | 54788                    | 1.30                 | 3.72               | 4.51          | 0.74          |  |  |  |  |
| 10    | Ambedkar     | 4218             | 13/06/2016                      | 17/06/2016   | 138925  | 22856                    | 11  | 15         | 25    | 40                        | 16068                             | 166                               | 6509                            | 141                       | 4898             | 16956                    | 0.95                 | 0.54               | 1.11          | 0.08          |  |  |  |  |
| 11    | Ambedkar     | 26894            | 14/06/2016                      | 18/06/2016   | 138925  | 22856                    | 11  | 873        | 1022  | 1895                      | 66154                             | 402                               | 31852                           | 40                        | 47898            | 47898                    | 0.14                 | 0.76               | 1.22          | 1.18          |  |  |  |  |
| 12    | Ambedkar MC  | 67985            | 13/06/2016                      | 17/06/2016   | 138925  | 22856                    | 11  | 71         | 163   | 234                       | 21707                             | 126                               | 183352                          | 115                       | 154150           | 212100                   | 0.49                 | 0.38               | 0.52          | 0.81          |  |  |  |  |
| 13    | Ambedkar     | 5813             | 20/06/2016                      | 18/06/2016   | 138925  | 22856                    | 11  | 486        | 109   | 35232                     | 10                                | 91306                             | 74                              | 33777                     | 53946            | 1.35                     | 0.28                 | 1.74               | 0.07          |               |  |  |  |  |
| 14    | Ambedkar MC  | 4198             | 20/06/2016                      | 18/06/2016   | 138925  | 22856                    | 11  | 55         | 54    | 24                        | 59934                             | 10                                | 2856                            | 74                        | 4284             | 5232                     | 0.05                 | 0.05               | 0.07          | 0.01          |  |  |  |  |
| 15    | Ambedkar     | 8423             | 21/06/2016                      | 20/06/2016   | 138925  | 22856                    | 11  | 116        | 33    | 149                       | 28704                             | 155                               | 14857                           | 110                       | 8912             | 21727                    | 0.59                 | 0.54               | 0.83          | 0.13          |  |  |  |  |
| 16    | Ambedkar     | 18045            | 16/06/2016                      | 10/06/2016   | 138925  | 22856                    | 11  | 16         | 192   | 208                       | 18732                             | 8                                 | 16117                           | 8                         | 3202             | 39301                    | 0.22                 | 0.02               | 0.22          | 0.18          |  |  |  |  |
| 17    | Ambedkar MC  | 12575            | 01/06/2016                      | 04/06/2016   | 138925  | 22856                    | 11  | 46         | 41    | 87                        | 392849                            | 1140                              | 82668                           | 666                       | 181186           | 283191                   | 0.97                 | 0.29               | 0.53          | 0.01          |  |  |  |  |
| 18    | Ambedkar     | 4369             | 20/06/2016                      | 20/06/2016   | 138925  | 22856                    | 11  | 157        | 394   | 151                       | 13691                             | 19                                | 10806                           | 21                        | 39814            | 47073                    | 0.05                 | 0.14               | 0.44          | 0.32          |  |  |  |  |
| 19    | Ambedkar     | 4448             | 20/06/2016                      | 20/06/2016   | 138925  | 22856                    | 11  | 5          | 178   | 183                       | 17679                             | 67                                | 4718                            | 64                        | 5566             | 26511                    | 0.41                 | 0.38               | 0.43          | 0.30          |  |  |  |  |
| 20    | Ambedkar     | 5726             | 15/06/2016                      | 10/06/2016   | 138925  | 22856                    | 11  | 275        | 246   | 521                       | 25527                             | 206                               | 21667                           | 213                       | 66888            | 88051                    | 0.41                 | 1.16               | 0.52          | 0.23          |  |  |  |  |
| 21    | Ambedkar     | 1684             | 13/06/2016                      | 17/06/2016   | 138925  | 22856                    | 11  | 81         | 724   | 205                       | 66194                             | 40                                | 14630                           | 33                        | 37612            | 52553                    | 0.09                 | 0.06               | 0.11          | 0.12          |  |  |  |  |
| 22    | Ambedkar MC  | 29754            | 20/06/2016                      | 11/06/2016   | 138925  | 22856                    | 11  | 252        | 468   | 720                       | 61087                             | 999                               | 63129                           | 662                       | 96525            | 357134                   | 0.20                 | 0.14               | 0.26          | 0.06          |  |  |  |  |
| 23    | Ambedkar     | 65510            | 20/06/2016                      | 20/06/2016   | 138925  | 22856                    | 11  | 56         | 46    | 96                        | 3324                              | 131                               | 15886                           | 9                         | 20714            | 38574                    | 0.00                 | 0.49               | 0.47          | 0.09          |  |  |  |  |
| 24    | Ambedkar     | 26208            | 16/06/2016                      | 20/06/2016   | 138925  | 22856                    | 11  | 192        | 213   | 405                       | 1929                              | 209                               | 3165                            | 126                       | 26390            | 39948                    | 0.49                 | 5.32               | 0.80          | 0.41          |  |  |  |  |
| 25    | Ambedkar     | 77071            | 17/06/2016                      | 21/06/2016   | 138925  | 22856                    | 11  | 115        | 134   | 449                       | 812                               | 54                                | 16867                           | 12                        | 76168            | 41267                    | 0.02                 | 0.01               | 0.02          | 0.15          |  |  |  |  |
| 26    | Ambedkar     | 85102            | 16/06/2016                      | 14/06/2016   | 138925  | 22856                    | 11  | 6          | 898   | 808                       | 79678                             | 903                               | 64818                           | 402                       | 76176            | 90210                    | 0.79                 | 1.28               | 1.32          | 0.27          |  |  |  |  |
| 27    | Ambedkar     | 24604            | 13/06/2016                      | 17/06/2016   | 138925  | 22856                    | 11  | 270        | 446   | 724                       | 57291                             | 205                               | 49030                           | 90                        | 1970             | 33476                    | 0.38                 | 0.36               | 0.44          | 0.62          |  |  |  |  |
| 28    | Ambedkar     | 29873            | 16/06/2016                      | 21/06/2016   | 138925  | 22856                    | 11  | 40         | 188   | 328                       | 17968                             | 474                               | 31154                           | 372                       | 11976            | 136438                   | 0.34                 | 0.28               | 0.44          | 0.08          |  |  |  |  |
| 29    | Ambedkar     | 39885            | 16/06/2016                      | 10/06/2016   | 138925  | 22856                    | 11  | 81         | 145   | 226                       | 22826                             | 40                                | 13595                           | 115                       | 11879            | 34117                    | 0.34                 | 0.70               | 0.51          | 0.20          |  |  |  |  |
| 30    | Ambedkar     | 9795             | 01/06/2016                      | 03/06/2016   | 138925  | 22856                    | 11  | 16         | 15    | 31                        | 39335                             | 13                                | 9782                            | 13                        | 11879            | 34117                    | 0.34                 | 0.70               | 0.51          | 0.20          |  |  |  |  |
| 31    | Ambedkar     | 67502            | 17/06/2016                      | 17/06/2016   | 138925  | 22856                    | 11  | 1967       | 7     | 2914                      | 93133                             | 3096                              | 3542                            | 381                       | 68173            | 81845                    | 0.00                 | 0.00               | 0.00          | 0.00          |  |  |  |  |
| 32    | Ambedkar     | 13200            | 13/06/2016                      | 17/06/2016   | 138925  | 22856                    | 11  | 1967       | 427   | 814                       | 93133                             | 3096                              | 3542                            | 381                       | 68173            | 81845                    | 1.55                 | 3.32               | 3.09          | 0.79          |  |  |  |  |
| 33    | Ambedkar     | 8566             | 20/06/2016                      | 24/06/2016   | 138925  | 22856                    | 11  | 555        | 616   | 1189                      | 7917                              | 208                               | 763                             | 766                       | 6313             | 7466                     | 1.74                 | 2.63               | 2.44          | 3.28          |  |  |  |  |
| 34    | Ambedkar     | 19588            | 17/06/2016                      | 21/06/2016   | 138925  | 22856                    | 11  | 2387       | 2887  | 6465                      | 13566                             | 487                               | 13066                           | 2815                      | 16780            | 531869                   | 2.55                 | 3.09               | 3.79          | 1.57          |  |  |  |  |
| 35    | Ambedkar     | 9560             | 17/06/2016                      | 17/06/2016   | 138925  | 22856                    | 11  | 17         | 34    | 52                        | 7066                              | 5                                 | 822                             | 2                         | 20056            | 20011                    | 0.02                 | 0.04               | 0.03          | 0.07          |  |  |  |  |
| 36    | Ambedkar     | 42985            | 08/06/2016                      | 18/06/2016   | 138925  | 22856                    | 11  | 46         | 44    | 84                        | 41996                             | 4                                 | 25130                           | 4                         | 44024            | 60466                    | 0.01                 | 0.00               | 0.01          | 0.05          |  |  |  |  |
| 37    | Ambedkar     | 14258            | 24/06/2016                      | 28/06/2016   | 138925  | 22856                    | 11  | 509        | 1998  | 2507                      | 20243                             | 452                               | 68293                           | 350                       | 11712            | 42564                    | 0.33                 | 0.27               | 0.48          | 0.53          |  |  |  |  |
| 38    | Ambedkar     | 10406            | 08/06/2016                      | 18/06/2016   | 138925  | 22856                    | 11  | 117        | 616   | 747                       | 12423                             | 721                               | 6814                            | 350                       | 86280            | 114173                   | 0.33                 | 0.33               | 0.48          | 0.18          |  |  |  |  |
| 39    | Ambedkar     | 8314             | 19/06/2016                      | 13/06/2016   | 138925  | 22856                    | 11  | 40         | 31    | 71                        | 35698                             | 12                                | 39606                           | 3                         | 9540             | 28856                    | 0.04                 | 0.02               | 0.06          | 0.10          |  |  |  |  |
| 40    | Ambedkar     | 9481             | 04/06/2016                      | 04/06/2016   | 138925  | 22856                    | 11  | 24         | 42    | 176                       | 16673                             | 79                                | 32038                           | 3                         | 4560             | 18783                    | 0.73                 | 0.28               | 1.17          | 0.26          |  |  |  |  |
| 41    | Ambedkar     | 19862            | 09/06/2016                      | 10/06/2016   | 138925  | 22856                    | 11  | 17         | 10    | 47                        | 19957                             | 1                                 | 4088                            | 1                         | 4516             | 45640                    | 0.01                 | 0.00               | 0.00          | 0.03          |  |  |  |  |
| Total |              | 263070           |                                 |  | 1029304   | 12233                    |   | 15940      | 28173 | 457084                    | 28428                             | 1707623                           | 18642                           | 2310574                   | 3307814          | 0.71                     | 0.62                 | 1.08               | 0.27          |               |  |  |  |  |

## Municipal Affairs Department

### A Note on Prevention of Vector Borne Diseases in Urban Areas for the year 2016

- The Hon'ble Chief Minister hold a meeting on 08.02.2016 on Prevention of Vector Borne Diseases i.e. Dengue / Malaria in Urban areas during the year 2016.
- 45 ULBs have been identified as high risk ULBs by the Department of Health & Family Welfare.
- Training of trainers conducted for identified persons of those 45 ULBs in co-ordination with Health Department on 16.02.2016.
- Following to the meeting of Hon'ble Chief Minister, the Chief Secretary convened a meeting on 08.03.2016 to review the preparedness for prevention & control of vector borne diseases.
- All the 45 ULBs have submitted micro plan and started house to house visit for consecutive five days in a month w.e.f. April, 2016.
- Printing of leaflet by SUDA have already been undertaken and delivered to the ULBs.
- ULB-wise performance report during the month of April to June, 2016 is appended.



*July*

ULB wise performance report during the month of April to June, 2016 is appended below :

| Sl. No. | Name of ULBs      | No. of Household | No. of Household covered by House to House Team | No. of Household Member | No. of Fever Cases with joint pain | Environmental Management  |                                    |                                   |                                 |
|---------|-------------------|------------------|---|-------------------------|------------------------------------|---------------------------|------------------------------------|-----------------------------------|---------------------------------|
|         |                   |                  |   |                         |                                    | No. of Container Examined | No. of Container where larve found | No. of Container cleaned & rubbed | No. of House Positive for Larva |
| 1       | Alipurduar        | 15710            | 15936   | 62056                   | 47                                 | 28314                     | 117                                | 9005                              | 30                              |
| 2       | Asansol MC        | 141841           | 139995  | 627394                  | 90                                 | 333740                    | 1443                               | 119257                            | 122                             |
|         | Kulti             | 64292            | 65426   | 324043                  | 3049                               | 765443                    | 18986                              | 45746                             | 14090                           |
|         | Raniganj          | 32110            | 30642   | 133147                  | 242                                | 247185                    | 6881                               | 15298                             | 4364                            |
| 3       | Balurghat         | 38041            | 37888   | 145025                  | 270                                | 344912                    | 180                                | 171302                            | 180                             |
| 4       | Bankura           | 27468            | 29092   | 130895                  | 2186                               | 158682                    | 2097                               | 41432                             | 1312                            |
| 5       | Baranagar         | 76605            | 75340   | 256447                  | 2600                               | 227606                    | 1102                               | 69933                             | 752                             |
| 6       | Barasat           | 78270            | 78585   | 291723                  | 1288                               | 90946                     | 104                                | 76050                             | 101                             |
| 7       | Basirhat          | 30594            | 30593   | 126532                  | 1618                               | 44169                     | 1455                               | 42935                             | 534                             |
| 8       | Baruipur          | 14218            | 14898   | 51426                   | 111                                | 88680                     | 481                                | 20612                             | 382                             |
| 9       | Berhampur         | 43238            | 41261   | 160859                  | 2186                               | 69882                     | 511                                | 34342                             | 56                              |
| 10      | Bhadreswar        | 26894            | 26884   | 106925                  | 4494                               | 107837                    | 880                                | 43630                             | 388                             |
| 11      | Bidhannagar MC    | 67985            | 178897  | 604651                  | 604                                | 644900                    | 267                                | 524999                            | 241                             |
|         | Rajarhat Gopalpur | 114605           |   |                         |                                    |                           |                                    |                                   |                                 |
| 12      | Burdwan           | 58105            | 52825   | 314866                  | 50                                 | 650202                    | 1899                               | 182003                            | 1434                            |
| 13      | Chandannagore MC  | 41981            | 42907   | 163973                  | 213                                | 178290                    | 145                                | 49801                             | 101                             |
| 14      | Contai            | 18410            | 18754   | 110876                  | 212                                | 48133                     | 191                                | 22514                             | 142                             |
| 15      | Diamond Harbour   | 12139            | 12109   | 45295                   | 583                                | 106138                    | 193                                | 493                               | 181                             |
| 16      | Dum Dum           | 38045            | 33713   | 112451                  | 396                                | 74535                     | 13                                 | 31416                             | 10                              |
| 17      | Durgapur MC       | 172575           | 180804  | 698249                  | 321                                | 1271343                   | 3504                               | 236099                            | 1622                            |
| 18      | English Bazar     | 43600            | 42695   | 170949                  | 568                                | 28020                     | 25                                 | 22073                             | 22                              |
| 19      | Gayeshpur         | 14418            | 15666   | 61112                   | 411                                | 48750                     | 88                                 | 7356                              | 84                              |
| 20      | Haldia            | 57205            | 56988   | 224972                  | 605                                | 44371                     | 322                                | 28532                             | 255                             |
| 21      | Hooghly Chinsurah | 36584            | 37782   | 172789                  | 345                                | 112484                    | 72                                 | 18889                             | 64                              |
| 22      | Howrah MC         | 292544           | 343143  | 1199525                 | 2406                               | 1809253                   | 4296                               | 314196                            | 3196                            |
|         | Bally             | 65510            |   |                         | 1410                               | 115068                    | 7193                               | 25101                             | 4652                            |
| 23      | Jalpaiguri        | 26205            | 27911   | 105256                  | 416                                | 48512                     | 608                                | 23999                             | 138                             |
| 24      | Kalyani           | 26665            | 26240   | 99709                   | 973                                | 8555                      | 613                                | 5543                              | 411                             |
| 25      | Kamarhati         | 77871            | 76168   | 302152                  | 547                                | 125256                    | 22                                 | 44319                             | 19                              |
| 26      | Kharagpur         | 65302            | 75222   | 302340                  | 1554                               | 176280                    | 1202                               | 134170                            | 592                             |
| 27      | Khurdah           | 24694            | 25804   | 116925                  | 1989                               | 187815                    | 614                                | 90445                             | 228                             |
| 28      | Maheshtala        | 103813           | 108121  | 415721                  | 717                                | 245998                    | 1106                               | 158080                            | 820                             |
| 29      | Nabadwip          | 30885            | 31204   | 110965                  | 716                                | 61209                     | 463                                | 32378                             | 297                             |
| 30      | Nalhathi          | 9596             | 9003  | 41507                   | 185                                | 86218                     | 48                                 | 39621                             | 46                              |

| Sl. No.            | Name of ULBs      | No. of Household | No. of Household covered by House to House Team | No. of Household Member | No. of Fever Cases with joint pain | Environmental Management  |                                    |                                   |                                 |
|--------------------|-------------------|------------------|---|-------------------------|------------------------------------|---------------------------|------------------------------------|-----------------------------------|---------------------------------|
|                    |                   |                  |   |                         |                                    | No. of Container Examined | No. of Container where larve found | No. of Container cleaned & rubbed | No. of House Positive for Larva |
| 31                 | North Dum Dum     | 67500            | 69082   | 258180                  | 50                                 | 233502                    | 4                                  | 35559                             | 3                               |
| 32                 | Panihati          | 102000           | 100164  | 370855                  | 7311                               | 215563                    | 6267                               | 66147                             | 2928                            |
| 33                 | Pujali            | 8560             | 8521  | 36269                   | 2787                               | 12930                     | 210                                | 12208                             | 150                             |
| 34                 | Rajpur Sonarpur   | 105588           | 110517  | 412287                  | 11077                              | 171654                    | 4554                               | 144469                            | 3044                            |
| 35                 | Ranaghat          | 19560            | 19737   | 70460                   | 100                                | 12118                     | 9                                  | 9363                              | 7                               |
| 36                 | Serampore         | 42885            | 43169   | 153953                  | 163                                | 425134                    | 17                                 | 76492                             | 17                              |
| 37                 | Siliguri MC       | 114258           | 112080  | 490624                  | 1002                               | 188829                    | 326                                | 26993                             | 178                             |
| 38                 | South Dum Dum     | 104026           | 105384  | 422003                  | 1548                               | 231310                    | 1598                               | 13988                             | 554                             |
| 39                 | Suri              | 18334            | 18509   | 74459                   | 122                                | 208946                    | 14                                 | 110872                            | 10                              |
| 40                 | Titagarh          | 19481            | 15300   | 66673                   | 479                                | 184645                    | 440                                | 101347                            | 255                             |
| 41                 | Uttarpara Kotrung | 39860            | 43196   | 164029                  | 130                                | 74649                     | 6                                  | 7455                              | 8                               |
| <b>Total =&gt;</b> |                   | <b>2630070</b>   | <b>2628155</b>                                  | <b>10310547</b>         | <b>58171</b>                       | <b>10538006</b>           | <b>70566</b>                       | <b>3286462</b>                    | <b>44020</b>                    |



**A Note on Prevention of Vector Borne Diseases in Urban Areas for the year 2016**

- The Hon'ble Chief Minister hold a meeting on 08.02.2016 on Prevention of Vector Borne Diseases i.e. Dengue / Malaria in Urban areas during the year 2016.
- 45 ULBs have been identified as high risk ULBs by the Department of Health & Family Welfare.
- Training of trainers conducted for identified persons of those 45 ULBs in co-ordination with Health Department on 16.02.2016.
- Following to the meeting of Hon'ble Chief Minister, the Chief Secretary convened a meeting on 08.03.2016 to review the preparedness for prevention & control of vector borne diseases.
- All the 45 ULBs have submitted micro plan for house to house visit which will be held for consecutive five days in a month w.e.f. April, 2016 to September, 2016 as per instruction of Health & Family Welfare Department.
- Out of 45 ULBs, 41 completed / will be completed training of the grass-root level functionaries / volunteers by 31<sup>st</sup> March, 2016, to perform house to house visit.  
Four ULBs namely Raniganj, Bidhannagar, North Dum Dum and Rajpur Sonarpur will complete such training by 1<sup>st</sup> week of April, 2016.
- Printing of leaflet by SUDA have already been undertaken and will be delivered to the ULBs w.e.f. 29.03.2016.
- Out of 45 ULBs, 20 have not yet received 2<sup>nd</sup> allotment of fund for purchase of larvicidal & IEC for the year 2015 as the ULBs have not yet submitted UC for the 1<sup>st</sup> allotment.

Review meeting by P.S. Secy on 29<sup>3</sup>/<sub>16</sub>

CS meeting on 4.4.16

Letter issue on 13.4.

ULB-wise performance report during the month of June to October, 2015 are appended below :

| Sl. No. | Name of ULBs      | No. of Household | No. of Household visited | Fever Surveillance                 | Environmental Management  |                                    |                                   |
|---------|-------------------|------------------|--------------------------|------------------------------------|---------------------------|------------------------------------|-----------------------------------|
|         |                   |                  |                          | No. of Fever Cases with joint pain | No. of Container Examined | No. of Container where larve found | No. of Container cleaned & rubbed |
| 1       | Alipurduar        | 16151            | 15969                    | 96                                 | 36996                     | 499                                | 10747                             |
| 2       | Asansol MC        | 142344           | 140192                   | 359                                | 173662                    | 4039                               | 57631                             |
| 3       | Bally             | 73683            | 71569                    | 4946                               | 507823                    | 234                                | 96939                             |
| 4       | Balurghat         | 38041            | 37811                    | 13                                 | 683737                    | 42                                 | 683733                            |
| 5       | Bankura           | 36000            | 31232                    | 4573                               | 24260                     | 668                                | 11077                             |
| 6       | Barasat           | 76843            | 78618                    | 2414                               | 24720                     | 84                                 | 20204                             |
| 7       | Baruipur          | 13403            | 13336                    | 519                                | 165960                    | 2356                               | 39161                             |
| 8       | Berhampur         | 43238            | 43077                    | 1198                               | 3244                      | 220                                | 951                               |
| 9       | Bhadreswar        | 23482            | 23670                    | 16156                              | 165649                    | 3543                               | 68557                             |
| 10      | Bidhannagar       | 67877            | 49267                    | 1467                               | 240376                    | 1741                               | 65818                             |
| 11      | Burdwan           | 58110            | 53596                    | 187                                | 1773148                   | 5150                               | 123872                            |
| 12      | Chandernagore MC  | 42330            | 42417                    | 522                                | 274869                    | 377                                | 30807                             |
| 13      | Contai            | 17652            | 18400                    | 276                                | 38856                     | 256                                | 20655                             |
| 14      | Diamond Harbour   | 12043            | 12111                    | 3517                               | 165332                    | 911                                | 974                               |
| 15      | Dum Dum           | 35522            | 31280                    | 1246                               | 79454                     | 247                                | 33427                             |
| 16      | Durgapur MC       | 173725           | 173258                   | 1028                               | 2126847                   | 11126                              | 499418                            |
| 17      | English Bazar     | 44244            | 42004                    | 42                                 | 23511                     | 62                                 | 21203                             |
| 18      | Gayeshpur         | 14418            | 15498                    | 241                                | 70677                     | 195                                | 9779                              |
| 19      | Haldia            | 57205            | 56107                    | 15                                 | 49902                     | 178                                | 33182                             |
| 20      | Hooghly Chinsurah | 34500            | 36637                    | 686                                | 75190                     | 235                                | 4017                              |
| 21      | Howrah MC         | 291747           | 281121                   | 12808                              | 2695420                   | 11659                              | 680149                            |
| 22      | Jalpaiguri        | 25785            | 26423                    | 630                                | 44270                     | 898                                | 9573                              |
| 23      | Kalyani           | 26384            | 25340                    | 1448                               | 11783                     | 1418                               | 7189                              |
| 24      | Kamarhati         | 78000            | 77871                    | 601                                | 81606                     | 25                                 | 20842                             |
| 25      | Kharagpur         | 65302            | 76665                    | 2224                               | 169423                    | 203                                | 128199                            |
| 26      | Khardah           | 24789            | 25826                    | 3826                               | 418100                    | 1598                               | 314727                            |



| Sl. No.            | Name of ULBs      | No. of Household | No. of Household visited | Fever Surveillance                 | Environmental Management  |                                    |                                   |
|--------------------|-------------------|------------------|--------------------------|------------------------------------|---------------------------|------------------------------------|-----------------------------------|
|                    |                   |                  |                          | No. of Fever Cases with joint pain | No. of Container Examined | No. of Container where larve found | No. of Container cleaned & rubbed |
| 27                 | Kulti             | 63911            | 64027                    | 5916                               | 1264420                   | 37504                              | 40836                             |
| 28                 | Maheshtala        | 104813           | 96708                    | 22509                              | 419354                    | 12138                              | 108675                            |
| 29                 | North Dum Dum     | 70308            | 68293                    | 162                                | 465045                    | 39                                 | 76827                             |
| 30                 | Panihati          | 101487           | 100162                   | 19022                              | 2804011                   | 39807                              | 106551                            |
| 31                 | Pujali            | 8560             | 8548                     | 6088                               | 18389                     | 84                                 | 15983                             |
| 32                 | Rajarhat Gopalpur | 117948           | 130641                   | 3193                               | 806097                    | 458                                | 641613                            |
| 33                 | Rajpur Sonarpur   | 105588           | 103749                   | 21588                              | 151165                    | 11130                              | 123719                            |
| 34                 | Ranaghat          | 18787            | 19623                    | 203                                | 7599                      | 8                                  | 5250                              |
| 35                 | Raniganj          | 32110            | 31480                    | 220                                | 414529                    | 12737                              | 4842                              |
| 36                 | Serampore         | 42728            | 42968                    | 4454                               | 778171                    | 316                                | 256556                            |
| 37                 | Siliguri MC       | 95100            | 101666                   | 3072                               | 373151                    | 4505                               | 57899                             |
| 38                 | South Dum Dum     | 104896           | 106241                   | 3502                               | 205962                    | 415                                | 16325                             |
| 39                 | Suri              | 17843            | 18227                    | 145                                | 317556                    | 71                                 | 178332                            |
| 40                 | Titagarh          | 20111            | 15600                    | 1520                               | 302282                    | 632                                | 161190                            |
| 41                 | Uttarpara Kotrung | 39860            | 41810                    | 409                                | 66545                     | 259                                | 1149                              |
| 42                 | Baranagar         | 86059            | 80126                    | 588                                | 327457                    | 0                                  | 95565                             |
| 43                 | Basirhat          | 30594            | 28516                    | 2011                               | 89858                     | 2127                               | 68960                             |
| 44                 | Nalhati           | 9595             | 8932                     | 1438                               | 150699                    | 730                                | 92276                             |
| 45                 | Nabadwip          | 30885            | 30235                    | 1589                               | 104486                    | 3014                               | 60241                             |
| <b>Total =&gt;</b> |                   | <b>2634001</b>   | <b>2596847</b>           | <b>158667</b>                      | <b>19191591</b>           | <b>173938</b>                      | <b>5105620</b>                    |

**Municipal Affairs Department**

**A report on Prevention of Vector Borne Diseases in Urban Areas**

- For Prevention of Vector Borne Diseases i.e. Dengue / Malaria in Urban areas, various steps were taken from Municipal Affairs Department, Health & Family Welfare Department and Urban Local Bodies (ULBs) during the year 2015.
- All the ULBs have undertaken IEC, training and larvicidal operation for prevention of Vector Borne Diseases.
- Intensive house to house visit activities as per Micro-Plan prepared by the ULBs in consultation with DHFW, had been taken in 45 high risk ULBs in each month w.e.f. June, 2015 to October, 2015 and in 8 ULBs in the month of November, 2015.
- Department of Municipal Affairs has released fund of Rs. 449.46 lakh (ULB-wise data is enclosed at enclosure – I) for procurement of Larvicidal Oil, IEC materials & training and Department of Health & Family Welfare has released fund of Rs. 376.76 lakh for house to house visit during the year 2015.
- On an average 26.34 lakh household have been covered during house to house visit, detected 1.59 lakh of fever cases, 1.74 lakh container with larvae were detected & destroyed.
- ULB-wise performance report during the month of June to October, 2015 are appended below :

| Sl. No. | Name of ULBs     | No. of Household | No. of Household visited | Fever Surveillance                 | Environmental Management  |                                    |                                   |
|---------|------------------|------------------|--------------------------|------------------------------------|---------------------------|------------------------------------|-----------------------------------|
|         |                  |                  |                          | No. of Fever Cases with joint pain | No. of Container Examined | No. of Container where larve found | No. of Container cleaned & rubbed |
| 1       | Alipurduar       | 16151            | 15969                    | 96                                 | 36996                     | 499                                | 10747                             |
| 2       | Asansol MC       | 142344           | 140192                   | 359                                | 173662                    | 4039                               | 57631                             |
| 3       | Bally            | 73683            | 71569                    | 4946                               | 507823                    | 234                                | 96939                             |
| 4       | Balurghat        | 38041            | 37811                    | 13                                 | 683737                    | 42                                 | 683733                            |
| 5       | Bankura          | 36000            | 31232                    | 4573                               | 24260                     | 668                                | 11077                             |
| 6       | Barasat          | 76843            | 78618                    | 2414                               | 24720                     | 84                                 | 20204                             |
| 7       | Baruipur         | 13403            | 13336                    | 519                                | 165960                    | 2356                               | 39161                             |
| 8       | Berhampur        | 43238            | 43077                    | 1198                               | 3244                      | 220                                | 951                               |
| 9       | Bhadreswar       | 23482            | 23670                    | 16156                              | 165649                    | 3543                               | 68557                             |
| 10      | Bidhannagar      | 67877            | 49267                    | 1467                               | 240376                    | 1741                               | 65818                             |
| 11      | Burdwan          | 58110            | 53596                    | 187                                | 1773148                   | 5150                               | 123872                            |
| 12      | Chandernagore MC | 42330            | 42417                    | 522                                | 274869                    | 377                                | 30807                             |

Contd. to P-2.



| Sl. No. | Name of ULBs      | No. of Household | No. of Household visited | Fever Surveillance                 | Environmental Management  |                                    |                                   |
|---------|-------------------|------------------|--------------------------|------------------------------------|---------------------------|------------------------------------|-----------------------------------|
|         |                   |                  |                          | No. of Fever Cases with joint pain | No. of Container Examined | No. of Container where larve found | No. of Container cleaned & rubbed |
| 13      | Contai            | 17652            | 18400                    | 276                                | 38856                     | 256                                | 20655                             |
| 14      | Diamond Harbour   | 12043            | 12111                    | 3517                               | 165332                    | 911                                | 974                               |
| 15      | Dum Dum           | 35522            | 31280                    | 1246                               | 79454                     | 247                                | 33427                             |
| 16      | Durgapur MC       | 173725           | 173258                   | 1028                               | 2126847                   | 11126                              | 499418                            |
| 17      | English Bazar     | 44244            | 42004                    | 42                                 | 23511                     | 62                                 | 21203                             |
| 18      | Gayeshpur         | 14418            | 15498                    | 241                                | 70677                     | 195                                | 9779                              |
| 19      | Haldia            | 57205            | 56107                    | 15                                 | 49902                     | 178                                | 33182                             |
| 20      | Hooghly Chinsurah | 34500            | 36637                    | 686                                | 75190                     | 235                                | 4017                              |
| 21      | Howrah MC         | 291747           | 281121                   | 12808                              | 2695420                   | 11659                              | 680149                            |
| 22      | Jalpaiguri        | 25785            | 26423                    | 630                                | 44270                     | 898                                | 9573                              |
| 23      | Kalyani           | 26384            | 25340                    | 1448                               | 11783                     | 1418                               | 7189                              |
| 24      | Kamarhati         | 78000            | 77871                    | 601                                | 81606                     | 25                                 | 20842                             |
| 25      | Kharagpur         | 65302            | 76665                    | 2224                               | 169423                    | 203                                | 128199                            |
| 26      | Khardah           | 24789            | 25826                    | 3826                               | 418100                    | 1598                               | 314727                            |
| 27      | Kulti             | 63911            | 64027                    | 5916                               | 1264420                   | 37504                              | 40836                             |
| 28      | Maheshtala        | 104813           | 96708                    | 22509                              | 419354                    | 12138                              | 108675                            |
| 29      | North Dum Dum     | 70308            | 68293                    | 162                                | 465045                    | 39                                 | 76827                             |
| 30      | Panihati          | 101487           | 100162                   | 19022                              | 2804011                   | 39807                              | 106551                            |
| 31      | Pujali            | 8560             | 8548                     | 6088                               | 18389                     | 84                                 | 15983                             |
| 32      | Rajarhat Gopalpur | 117948           | 130641                   | 3193                               | 806097                    | 458                                | 641613                            |
| 33      | Rajpur Sonarpur   | 105588           | 103749                   | 21588                              | 151165                    | 11130                              | 123719                            |
| 34      | Ranaghat          | 18787            | 19623                    | 203                                | 7599                      | 8                                  | 5250                              |

Contd. to P-3.

| Sl. No.            | Name of ULBs      | No. of Household | No. of Household visited | Fever Surveillance                 | Environmental Management  |                                    |                                   |
|--------------------|-------------------|------------------|--------------------------|------------------------------------|---------------------------|------------------------------------|-----------------------------------|
|                    |                   |                  |                          | No. of Fever Cases with joint pain | No. of Container Examined | No. of Container where larve found | No. of Container cleaned & rubbed |
| 35                 | Raniganj          | 32110            | 31480                    | 220                                | 414529                    | 12737                              | 4842                              |
| 36                 | Serampore         | 42728            | 42968                    | 4454                               | 778171                    | 316                                | 256556                            |
| 37                 | Siliguri MC       | 95100            | 101666                   | 3072                               | 373151                    | 4505                               | 57899                             |
| 38                 | South Dum Dum     | 104896           | 106241                   | 3502                               | 205962                    | 415                                | 16325                             |
| 39                 | Suri              | 17843            | 18227                    | 145                                | 317556                    | 71                                 | 178332                            |
| 40                 | Titagarh          | 20111            | 15600                    | 1520                               | 302282                    | 632                                | 161190                            |
| 41                 | Uttarpara Kotrung | 39860            | 41810                    | 409                                | 66545                     | 259                                | 1149                              |
| 42                 | Baranagar         | 86059            | 80126                    | 588                                | 327457                    | 0                                  | 95565                             |
| 43                 | Basirhat          | 30594            | 28516                    | 2011                               | 89858                     | 2127                               | 68960                             |
| 44                 | Nalhati           | 9595             | 8932                     | 1438                               | 150699                    | 730                                | 92276                             |
| 45                 | Nabadwip          | 30885            | 30235                    | 1589                               | 104486                    | 3014                               | 60241                             |
| <b>Total =&gt;</b> |                   | <b>2634001</b>   | <b>2596847</b>           | <b>158667</b>                      | <b>19191591</b>           | <b>173938</b>                      | <b>5105620</b>                    |

**Action taken from Department of Municipal Affairs :**

- Following to the meeting of Hon'ble Chief Minister on 08.02.2016 on NVBDCP, a co-ordination meeting held with Department of Health & Family Welfare.
- Training of trainers conducted for identified persons of the ULBs in co-ordination with Health Department on 16.02.2016.
- The said trainers will impart training to paramedical staff and others of the respective ULBs. Officials of Health Department will also facilitate the training to some of the ULBs where needed. The Training at ULB level will be completed by March, 2016.
- Micro-plan has been submitted by each of the selected 45 ULBs for conduct of house to house visit.
- DPR for Water Supply project in the slum areas in Alipurduar & Mal Municipality have been submitted by MED for onward transmission to Govt. of India by Mid March, 2016. Water Supply project in Jalpaiguri Municipality is being covered under Atal Mission for Rejuvenation and Urban Transformation (AMRUT).



## ULB-wise fund allotment for procurement of Larvicidal, IEC &amp; training during the year 2015 :

(Rs. in Lakh)

| Sl. No. | ULB                    | Fund Allotted | Sl. No. | ULB               | Fund Allotted |
|---------|------------------------|---------------|---------|-------------------|---------------|
| 1       | Alipurduar             | 2.81          | 46      | Gangarampur       | 2.53          |
| 2       | Arambag                | 2.56          | 47      | Garulia           | 2.99          |
| 3       | Asansol MC             | 10.94         | 48      | Gayeshpur         | 2.54          |
| 4       | Ashokenagar Kalyangarh | 3.22          | 49      | Ghatal            | 2.40          |
| 5       | Baduria                | 2.40          | 50      | Gobardanga        | 2.37          |
| 6       | Baidyabati             | 3.21          | 51      | Gushkara          | 2.22          |
| 7       | Bally                  | 4.55          | 52      | Habra             | 3.41          |
| 8       | Balurghat              | 4.79          | 53      | Haldia            | 5.49          |
| 9       | Bangaon                | 3.18          | 54      | Haldibari         | 1.66          |
| 10      | Bankura                | 4.75          | 55      | Halisahar         | 3.35          |
| 11      | Bansberia              | 3.17          | 57      | Hooghly Chinsurah | 4.38          |
| 12      | Baranagar              | 4.94          | 57      | Howrah MC         | 12.30         |
| 13      | Barasat                | 6.46          | 58      | Islampur          | 2.40          |
| 14      | Barrackpore            | 3.55          | 59      | Jalpaiguri        | 3.56          |
| 15      | Baruipur               | 2.40          | 60      | Jamuria           | 3.28          |
| 16      | Basirhat               | 3.23          | 61      | Jangipur          | 2.87          |
| 17      | Beldanga               | 1.95          | 62      | Jaynagar Mazilpur | 1.94          |
| 18      | Berhampur              | 5.29          | 63      | Jhalda            | 1.67          |
| 19      | Bhadreswar             | 2.90          | 64      | Jhargram          | 2.42          |
| 20      | Bhatpara               | 5.58          | 65      | Jiaganj Azimganj  | 2.39          |
| 21      | Bidhannagar            | 4.97          | 66      | Kaliaganj         | 2.40          |
| 22      | Birnagar               | 1.95          | 67      | Kalimpong         | 3.13          |
| 23      | Bishnupur              | 2.69          | 68      | Kalna             | 2.53          |
| 24      | Bolpur                 | 2.59          | 69      | Kalyani           | 4.10          |
| 25      | Budge Budge            | 2.84          | 70      | Kamarhati         | 7.53          |
| 26      | Burdwan                | 5.37          | 71      | Kanchrapara       | 3.49          |
| 27      | Chakdah                | 3.01          | 72      | Kandi             | 2.40          |
| 28      | Champdany              | 3.19          | 73      | Katwa             | 2.72          |
| 29      | Chandernagore MC       | 6.70          | 74      | Kharagpur         | 6.25          |
| 30      | Chandrakona            | 1.68          | 75      | Kharar            | 1.40          |
| 31      | Contai                 | 4.08          | 76      | Khardah           | 4.32          |
| 32      | Cooch Behar            | 2.84          | 77      | Khirpai           | 1.41          |
| 33      | Coopers Camp           | 1.68          | 78      | Konnagar          | 2.71          |
| 34      | Dainhat                | 1.94          | 79      | Krishnagar        | 3.54          |
| 35      | Dalkhola               | 1.97          | 80      | Kulti             | 7.47          |
| 36      | Darjeeling             | 4.47          | 81      | Kurseong          | 2.74          |
| 37      | Dhulian                | 2.76          | 82      | Madhyamgram       | 3.79          |
| 38      | Dhupguri               | 2.24          | 83      | Maheshtala        | 5.74          |
| 39      | Diamond Harbour        | 3.20          | 84      | Mal               | 2.07          |
| 40      | Dinhata                | 2.22          | 85      | Mathabhanga       | 1.68          |
| 41      | Dubrajpur              | 2.22          | 86      | Medinipur         | 3.59          |
| 42      | Dum Dum                | 3.20          | 87      | Mekhliganj        | 1.27          |
| 43      | Durgapur MC            | 9.63          | 88      | Memari            | 2.23          |
| 44      | Egra                   | 1.95          | 89      | Mirik             | 1.27          |
| 45      | English Bazar          | 5.35          | 90      | Murshidabad       | 2.62          |

Contd. to P-2.

| Sl. No. | ULB                | Fund Allotted |
|---------|--------------------|---------------|
| 91      | Nabadwip           | 3.47          |
| 92      | Naihati            | 4.24          |
| 93      | Nalhati            | 2.23          |
| 94      | New Barrackpore    | 2.84          |
| 95      | North Barrackpore  | 3.25          |
| 96      | North Dum Dum      | 6.56          |
| 97      | Old Malda          | 2.48          |
| 98      | Panihati           | 7.66          |
| 99      | Panskura           | 2.41          |
| 100     | Pujali             | 2.10          |
| 101     | Purulia            | 3.21          |
| 102     | Raghunathpur       | 1.81          |
| 103     | Raiganj            | 3.88          |
| 104     | Rajarhat Gopalpur  | 7.71          |
| 105     | Rajpur Sonarpur    | 5.41          |
| 106     | Ramjibanpur        | 1.55          |
| 107     | Rampurhat          | 2.41          |
| 108     | Ranaghat           | 3.84          |
| 109     | Raniganj           | 4.37          |
| 110     | Rishra             | 3.35          |
| 111     | Sainthia           | 2.24          |
| 112     | Santipur           | 3.54          |
| 113     | Serampore          | 3.76          |
| 114     | Siliguri MC        | 10.24         |
| 115     | Sonamukhi          | 2.08          |
| 116     | South Dum Dum      | 7.73          |
| 117     | Suri               | 3.63          |
| 118     | Taherpur           | 1.84          |
| 119     | Taki               | 2.23          |
| 120     | Tamluk             | 3.06          |
| 121     | Tarakeshwar        | 2.08          |
| 122     | Titagarh           | 3.33          |
| 123     | Tufanganj          | 1.68          |
| 124     | Uluberia           | 4.28          |
| 125     | Uttarpara Kotrung  | 5.01          |
| 126     | Dankuni            | 2.76          |
|         | <b>Total =&gt;</b> | <b>449.46</b> |



## Municipal Affairs Department

## A report on Prevention of Vector Borne Diseases in Urban Areas

- For Prevention of Vector Borne Diseases i.e. Dengue / Malaria in Urban areas, various steps were taken from Municipal Affairs Department, Health & Family Welfare Department and Urban Local Bodies (ULBs) during the year 2015.
- All the ULBs have undertaken IEC, training and larvicidal operation for prevention of Vector Borne Diseases.
- Intensive house to house visit activities as per Micro-Plan prepared by the ULBs in consultation with DHFW, had been taken in 45 high risk ULBs in each month w.e.f. June, 2015 to October, 2015 and in 8 ULBs in the month of November, 2015.
- Department of Municipal Affairs has released fund of Rs. 449.46 lakh (ULB-wise data is enclosed at enclosure – I) for procurement of Larvicidal Oil, IEC materials & training and Department of Health & Family Welfare has released fund of Rs. 376.76 lakh for house to house visit during the year 2015.
- On an average 26.34 lakh household have been covered during house to house visit, detected 1.59 lakh of fever cases, 1.74 lakh container with larvae were detected & destroyed.
- ULB-wise performance report during the month of April to March, 2016, April 2016 – July 2016 are appended below :

| Sl. No. | Name of ULBs     | No. of Household | No. of Household visited | Fever Surveillance                 | Environmental Management  |                                    |                                   |
|---------|------------------|------------------|--------------------------|------------------------------------|---------------------------|------------------------------------|-----------------------------------|
|         |                  |                  |                          | No. of Fever Cases with joint pain | No. of Container Examined | No. of Container where larve found | No. of Container cleaned & rubbed |
| 1       | Alipurduar       | 16151            | 15969                    | 96                                 | 36996                     | 499                                | 10747                             |
| 2       | Asansol MC       | 142344           | 140192                   | 359                                | 173662                    | 4039                               | 57631                             |
| 3       | Bally            | 73683            | 71569                    | 4946                               | 507823                    | 234                                | 96939                             |
| 4       | Balurghat        | 38041            | 37811                    | 13                                 | 683737                    | 42                                 | 683733                            |
| 5       | Bankura          | 36000            | 31232                    | 4573                               | 24260                     | 668                                | 11077                             |
| 6       | Barasat          | 76843            | 78618                    | 2414                               | 24720                     | 84                                 | 20204                             |
| 7       | Baruipur         | 13403            | 13336                    | 519                                | 165960                    | 2356                               | 39161                             |
| 8       | Berhampur        | 43238            | 43077                    | 1198                               | 3244                      | 220                                | 951                               |
| 9       | Bhadreswar       | 23482            | 23670                    | 16156                              | 165649                    | 3543                               | 68557                             |
| 10      | Bidhannagar      | 67877            | 49267                    | 1467                               | 240376                    | 1741                               | 65818                             |
| 11      | Burdwan          | 58110            | 53596                    | 187                                | 1773148                   | 5150                               | 123872                            |
| 12      | Chandernagore MC | 42330            | 42417                    | 522                                | 274869                    | 377                                | 30807                             |

Contd. to P-2.

| Sl. No. | Name of ULBs      | No. of Household | No. of Household visited | Fever Surveillance                 | Environmental Management  |                                    |                                   |
|---------|-------------------|------------------|--------------------------|------------------------------------|---------------------------|------------------------------------|-----------------------------------|
|         |                   |                  |                          | No. of Fever Cases with joint pain | No. of Container Examined | No. of Container where larve found | No. of Container cleaned & rubbed |
| 13      | Contai            | 17652            | 18400                    | 276                                | 38856                     | 256                                | 20655                             |
| 14      | Diamond Harbour   | 12043            | 12111                    | 3517                               | 165332                    | 911                                | 974                               |
| 15      | Dum Dum           | 35522            | 31280                    | 1246                               | 79454                     | 247                                | 33427                             |
| 16      | Durgapur MC       | 173725           | 173258                   | 1028                               | 2126847                   | 11126                              | 499418                            |
| 17      | English Bazar     | 44244            | 42004                    | 42                                 | 23511                     | 62                                 | 21203                             |
| 18      | Gayeshpur         | 14418            | 15498                    | 241                                | 70677                     | 195                                | 9779                              |
| 19      | Haldia            | 57205            | 56107                    | 15                                 | 49902                     | 178                                | 33182                             |
| 20      | Hooghly Chinsurah | 34500            | 36637                    | 686                                | 75190                     | 235                                | 4017                              |
| 21      | Howrah MC         | 291747           | 281121                   | 12808                              | 2695420                   | 11659                              | 680149                            |
| 22      | Jalpaiguri        | 25785            | 26423                    | 630                                | 44270                     | 898                                | 9573                              |
| 23      | Kalyani           | 26384            | 25340                    | 1448                               | 11783                     | 1418                               | 7189                              |
| 24      | Kamarhati         | 78000            | 77871                    | 601                                | 81606                     | 25                                 | 20842                             |
| 25      | Kharagpur         | 65302            | 76665                    | 2224                               | 169423                    | 203                                | 128199                            |
| 26      | Khurdah           | 24789            | 25826                    | 3826                               | 418100                    | 1598                               | 314727                            |
| 27      | Kulti             | 63911            | 64027                    | 5916                               | 1264420                   | 37504                              | 40836                             |
| 28      | Maheshtala        | 104813           | 96708                    | 22509                              | 419354                    | 12138                              | 108675                            |
| 29      | North Dum Dum     | 70308            | 68293                    | 162                                | 465045                    | 39                                 | 76827                             |
| 30      | Panihati          | 101487           | 100162                   | 19022                              | 2804011                   | 39807                              | 106551                            |
| 31      | Pujali            | 8560             | 8548                     | 6088                               | 18389                     | 84                                 | 15983                             |
| 32      | Rajarhat Gopalpur | 117948           | 130641                   | 3193                               | 806097                    | 458                                | 641613                            |
| 33      | Rajpur Sonarpur   | 105588           | 103749                   | 21588                              | 151165                    | 11130                              | 123719                            |
| 34      | Ranaghat          | 18787            | 19623                    | 203                                | 7599                      | 8                                  | 5250                              |

Contd. to P-3.



| Sl. No.            | Name of ULBs      | No. of Household | No. of Household visited | Fever Surveillance                 | Environmental Management  |                                    |                                   |
|--------------------|-------------------|------------------|--------------------------|------------------------------------|---------------------------|------------------------------------|-----------------------------------|
|                    |                   |                  |                          | No. of Fever Cases with joint pain | No. of Container Examined | No. of Container where larve found | No. of Container cleaned & rubbed |
| 35                 | Raniganj          | 32110            | 31480                    | 220                                | 414529                    | 12737                              | 4842                              |
| 36                 | Serampore         | 42728            | 42968                    | 4454                               | 778171                    | 316                                | 256556                            |
| 37                 | Siliguri MC       | 95100            | 101666                   | 3072                               | 373151                    | 4505                               | 57899                             |
| 38                 | South Dum Dum     | 104896           | 106241                   | 3502                               | 205962                    | 415                                | 16325                             |
| 39                 | Suri              | 17843            | 18227                    | 145                                | 317556                    | 71                                 | 178332                            |
| 40                 | Titagarh          | 20111            | 15600                    | 1520                               | 302282                    | 632                                | 161190                            |
| 41                 | Uttarpara Kotrung | 39860            | 41810                    | 409                                | 66545                     | 259                                | 1149                              |
| 42                 | Baranagar         | 86059            | 80126                    | 588                                | 327457                    | 0                                  | 95565                             |
| 43                 | Basirhat          | 30594            | 28516                    | 2011                               | 89858                     | 2127                               | 68960                             |
| 44                 | Nalhati           | 9595             | 8932                     | 1438                               | 150699                    | 730                                | 92276                             |
| 45                 | Nabadwip          | 30885            | 30235                    | 1589                               | 104486                    | 3014                               | 60241                             |
| <b>Total =&gt;</b> |                   | <b>2634001</b>   | <b>2596847</b>           | <b>158667</b>                      | <b>19191591</b>           | <b>173938</b>                      | <b>5105620</b>                    |

**Action taken from Department of Municipal Affairs :**

- Instructions to prevent Vector Borne Diseases in Urban areas have been issued to all the 127 ULBs.
- Coordination meetings held with Department of Health & Family Welfare.
- Training of trainers conducted for identified persons of the ULBs in coordination with Health Department. The said trainers imparted training to paramedical staff and others of the respective ULBs.
- Micro-plan was prepared by the ULBs for conduct of house to house visit.
- Monitoring officials of State level visited ULBs during house to house visit.
- ULB-wise report for each of the month were collected and sent to Department of Health & Family Welfare.

The same activities will be followed for prevention of vector borne diseases in urban areas during the year 2016.

Prevention & Control of Dengue / Chikungunya  
Report of House to House visit for the Month of August, 2016

| Sl. No. | Name of U.Bs       | No. of Household | House to House Visit Started / to be started on | House to House Visit completed / will be completed | No. of Household covered by House to House Team | Fever Surveillance      |                                    |            |                           |                                     | Environmental Management          |                                 |                            |                  | BCC Activities   |                      | Entomological and Epidemiological |         |  |
|---------|--------------------|------------------|---|--|---|-------------------------|------------------------------------|------------|---------------------------|-------------------------------------|-----------------------------------|---------------------------------|----------------------------|------------------|------------------|----------------------|-----------------------------------|---------|--|
|         |                    |                  |   |  |   | No. of Household Member | No. of Fever Cases with joint pain |            | No. of Container Examined | No. of Container where larvae found | No. of Container cleaned & rubbed | No. of House Positive for Larva | No. of Leaflet distributed | No. of IPC given | House Index (HI) | Container Index (CI) | Breteau Index (BI)                |         |  |
|         |                    |                  |   |  |   |                         | During the last two week           | On the day |                           |                                     |                                   |                                 |                            |                  |                  |                      |                                   | Total   |  |
| 1       | 2                  | 3                | 4   | 5  | 6   | 7                       | 8                                  | 9          | 10                        | 11                                  | 12                                | 13                              | 14                         | 15               | 16               | 17                   | 18                                | 19      |  |
| 1       | Ajpuradar          | 15710            | 03.08.2016                                      | 07.08.2016   |   |                         |                                    |            | 0                         |                                     |                                   |                                 |                            |                  |                  | #DIV/0!              | #DIV/0!                           | #DIV/0! |  |
| 2       | Asansol MC         | 141841           | 18.08.2016                                      | 23.08.2016   |   |                         |                                    |            | 0                         |                                     |                                   |                                 |                            |                  |                  | #DIV/0!              | #DIV/0!                           | #DIV/0! |  |
|         | Kuldi              | 64292            | 04.08.2016                                      | 08.08.2016   |   |                         |                                    |            | 0                         |                                     |                                   |                                 |                            |                  |                  | #DIV/0!              | #DIV/0!                           | #DIV/0! |  |
|         | Raniganj           | 32110            |   |  |   |                         |                                    |            | 0                         |                                     |                                   |                                 |                            |                  |                  | #DIV/0!              | #DIV/0!                           | #DIV/0! |  |
| 3       | Balunghat          | 38041            | 14.08.2016                                      | 18.08.2016   |   |                         |                                    |            | 0                         |                                     |                                   |                                 |                            |                  |                  | #DIV/0!              | #DIV/0!                           | #DIV/0! |  |
| 4       | Banaruz            | 27468            | 01.08.2016                                      | 05.08.2016   |   |                         |                                    |            | 0                         |                                     |                                   |                                 |                            |                  |                  | #DIV/0!              | #DIV/0!                           | #DIV/0! |  |
| 5       | Baranagar          | 76605            | 05.08.2016                                      | 09.08.2016   |   |                         |                                    |            | 0                         |                                     |                                   |                                 |                            |                  |                  | #DIV/0!              | #DIV/0!                           | #DIV/0! |  |
| 6       | Barasat            | 78270            | 16.08.2016                                      | 20.08.2016   |   |                         |                                    |            | 0                         |                                     |                                   |                                 |                            |                  |                  | #DIV/0!              | #DIV/0!                           | #DIV/0! |  |
| 7       | Basirhat           | 30594            | 19.08.2016                                      | 23.08.2016   |   |                         |                                    |            | 0                         |                                     |                                   |                                 |                            |                  |                  | #DIV/0!              | #DIV/0!                           | #DIV/0! |  |
| 8       | Baruipur           | 14218            | 16.08.2016                                      | 20.08.2016   |   |                         |                                    |            | 0                         |                                     |                                   |                                 |                            |                  |                  | #DIV/0!              | #DIV/0!                           | #DIV/0! |  |
| 9       | Berhampur          | 43238            | 19.08.2016                                      | 23.08.2016   |   |                         |                                    |            | 0                         |                                     |                                   |                                 |                            |                  |                  | #DIV/0!              | #DIV/0!                           | #DIV/0! |  |
| 10      | Bhadreswar         | 26894            | 01.08.2016                                      | 05.08.2016   |   |                         |                                    |            | 0                         |                                     |                                   |                                 |                            |                  |                  | #DIV/0!              | #DIV/0!                           | #DIV/0! |  |
| 11      | Bidhanagar MC      | 67983            | 08.08.2016                                      | 12.08.2016   |   |                         |                                    |            | 0                         |                                     |                                   |                                 |                            |                  |                  | #DIV/0!              | #DIV/0!                           | #DIV/0! |  |
|         | Rajarhat Gopalpur  | 114605           | 08.08.2016                                      | 12.08.2016   |   |                         |                                    |            | 0                         |                                     |                                   |                                 |                            |                  |                  | #DIV/0!              | #DIV/0!                           | #DIV/0! |  |
| 12      | Bardwan            | 58105            | 06.08.2016                                      | 10.08.2016   |   |                         |                                    |            | 0                         |                                     |                                   |                                 |                            |                  |                  | #DIV/0!              | #DIV/0!                           | #DIV/0! |  |
| 13      | Charandamagar MC   | 41981            | 01.08.2016                                      | 05.08.2016   |   |                         |                                    |            | 0                         |                                     |                                   |                                 |                            |                  |                  | #DIV/0!              | #DIV/0!                           | #DIV/0! |  |
| 14      | Canti              | 18410            | 16.08.2016                                      | 20.08.2016   |   |                         |                                    |            | 0                         |                                     |                                   |                                 |                            |                  |                  | #DIV/0!              | #DIV/0!                           | #DIV/0! |  |
| 15      | Diamond Harbour    | 12139            | 19.08.2016                                      | 23.08.2016   |   |                         |                                    |            | 0                         |                                     |                                   |                                 |                            |                  |                  | #DIV/0!              | #DIV/0!                           | #DIV/0! |  |
| 16      | Dum Dum            | 38045            | 16.08.2016                                      | 20.08.2016   |   |                         |                                    |            | 0                         |                                     |                                   |                                 |                            |                  |                  | #DIV/0!              | #DIV/0!                           | #DIV/0! |  |
| 17      | Durgapur MC        | 172575           | 01.08.2016                                      | 05.08.2016   |   |                         |                                    |            | 0                         |                                     |                                   |                                 |                            |                  |                  | #DIV/0!              | #DIV/0!                           | #DIV/0! |  |
| 18      | Englishbazar       | 43600            | 01.08.2016                                      | 05.08.2016   |   |                         |                                    |            | 0                         |                                     |                                   |                                 |                            |                  |                  | #DIV/0!              | #DIV/0!                           | #DIV/0! |  |
| 19      | Garcbalur          | 14418            | 01.08.2016                                      | 05.08.2016   |   |                         |                                    |            | 0                         |                                     |                                   |                                 |                            |                  |                  | #DIV/0!              | #DIV/0!                           | #DIV/0! |  |
| 20      | Halda              | 57205            | 14.08.2016                                      | 18.08.2016   |   |                         |                                    |            | 0                         |                                     |                                   |                                 |                            |                  |                  | #DIV/0!              | #DIV/0!                           | #DIV/0! |  |
| 21      | Hogbilly Chinsirah | 36584            | 16.08.2016                                      | 20.08.2016   |   |                         |                                    |            | 0                         |                                     |                                   |                                 |                            |                  |                  | #DIV/0!              | #DIV/0!                           | #DIV/0! |  |
| 22      | Howrah MC          | 292544           | 01.08.2016                                      | 05.08.2016   |   |                         |                                    |            | 0                         |                                     |                                   |                                 |                            |                  |                  | #DIV/0!              | #DIV/0!                           | #DIV/0! |  |
|         | Bally              | 65510            | 01.08.2016                                      | 05.08.2016   |   |                         |                                    |            | 0                         |                                     |                                   |                                 |                            |                  |                  | #DIV/0!              | #DIV/0!                           | #DIV/0! |  |
| 23      | Jalpaiguri         | 26205            | 16.08.2016                                      | 20.08.2016   |   |                         |                                    |            | 0                         |                                     |                                   |                                 |                            |                  |                  | #DIV/0!              | #DIV/0!                           | #DIV/0! |  |
| 24      | Kalsoni            | 26665            | 06.08.2016                                      | 10.08.2016   |   |                         |                                    |            | 0                         |                                     |                                   |                                 |                            |                  |                  | #DIV/0!              | #DIV/0!                           | #DIV/0! |  |
| 25      | Kamrhati           | 77871            | 19.08.2016                                      | 23.08.2016   |   |                         |                                    |            | 0                         |                                     |                                   |                                 |                            |                  |                  | #DIV/0!              | #DIV/0!                           | #DIV/0! |  |
| 26      | Kharagpur          | 65302            | 09.08.2016                                      | 13.08.2016   |   |                         |                                    |            | 0                         |                                     |                                   |                                 |                            |                  |                  | #DIV/0!              | #DIV/0!                           | #DIV/0! |  |
| 27      | Kharakh            | 24694            | 16.08.2016                                      | 20.08.2016   |   |                         |                                    |            | 0                         |                                     |                                   |                                 |                            |                  |                  | #DIV/0!              | #DIV/0!                           | #DIV/0! |  |
| 28      | Nabeshala          | 103813           | 18.08.2016                                      | 23.08.2016   |   |                         |                                    |            | 0                         |                                     |                                   |                                 |                            |                  |                  | #DIV/0!              | #DIV/0!                           | #DIV/0! |  |
| 29      | Naldwari           | 30883            | 04.08.2016                                      | 08.08.2016   |   |                         |                                    |            | 0                         |                                     |                                   |                                 |                            |                  |                  | #DIV/0!              | #DIV/0!                           | #DIV/0! |  |
| 30      | Narhati            | 9596             | 01.08.2016                                      | 05.08.2016   |   |                         |                                    |            | 0                         |                                     |                                   |                                 |                            |                  |                  | #DIV/0!              | #DIV/0!                           | #DIV/0! |  |
| 31      | North DumDum       | 67500            | 05.08.2016                                      | 09.08.2016   |   |                         |                                    |            | 0                         |                                     |                                   |                                 |                            |                  |                  | #DIV/0!              | #DIV/0!                           | #DIV/0! |  |
| 32      | Panipati           | 102000           | 21.08.2016                                      | 27.08.2016   |   |                         |                                    |            | 0                         |                                     |                                   |                                 |                            |                  |                  | #DIV/0!              | #DIV/0!                           | #DIV/0! |  |
| 33      | Pughal             | 8560             | 16.08.2016                                      | 20.08.2016   |   |                         |                                    |            | 0                         |                                     |                                   |                                 |                            |                  |                  | #DIV/0!              | #DIV/0!                           | #DIV/0! |  |
| 34      | Ranpur Sasnagar    | 105588           | 11.08.2016                                      | 16.08.2016   |   |                         |                                    |            | 0                         |                                     |                                   |                                 |                            |                  |                  | #DIV/0!              | #DIV/0!                           | #DIV/0! |  |
| 35      | Ranighat           | 19560            | 16.08.2016                                      | 20.08.2016   |   |                         |                                    |            | 0                         |                                     |                                   |                                 |                            |                  |                  | #DIV/0!              | #DIV/0!                           | #DIV/0! |  |
| 36      | Serampore          | 42883            | 08.08.2016                                      | 12.08.2016   |   |                         |                                    |            | 0                         |                                     |                                   |                                 |                            |                  |                  | #DIV/0!              | #DIV/0!                           | #DIV/0! |  |
| 37      | Siitguri MC        | 114358           | 20.08.2016                                      | 24.08.2016   |   |                         |                                    |            | 0                         |                                     |                                   |                                 |                            |                  |                  | #DIV/0!              | #DIV/0!                           | #DIV/0! |  |
| 38      | South DumDum       | 104026           | 01.08.2016                                      | 05.08.2016   |   |                         |                                    |            | 0                         |                                     |                                   |                                 |                            |                  |                  | #DIV/0!              | #DIV/0!                           | #DIV/0! |  |
| 39      | Suri               | 18334            | 01.08.2016                                      | 05.08.2016   |   |                         |                                    |            | 0                         |                                     |                                   |                                 |                            |                  |                  | #DIV/0!              | #DIV/0!                           | #DIV/0! |  |
| 40      | Titagarh           | 19481            | 04.08.2016                                      | 08.08.2016   |   |                         |                                    |            | 0                         |                                     |                                   |                                 |                            |                  |                  | #DIV/0!              | #DIV/0!                           | #DIV/0! |  |
| 41      | Udpara Kotura      | 39860            | 01.08.2016                                      | 05.08.2016   |   |                         |                                    |            | 0                         |                                     |                                   |                                 |                            |                  |                  | #DIV/0!              | #DIV/0!                           | #DIV/0! |  |
|         | Total =>           | 2630070          |   |  | 0   | 0                       | 0                                  | 0          | 0                         | 0                                   | 0                                 | 0                               | 0                          | 0                | 0                | #DIV/0!              | #DIV/0!                           | #DIV/0! |  |



Baranagar upl.  
Reporting Format from - 3/10 to

Date - 25.10.16

| No. of fever clinic functioning | No. of fever cases attended clinic | No. of fever cases advised for dengue test | No. of fever cases tested for dengue | No. of case found dengi positive |
|---------------------------------|------------------------------------|--|--------------------------------------|----------------------------------|
| 5                               | 181                                | 93   | 66                                   | 30                               |
|                                 |                                    |  |                                      |                                  |
|                                 |                                    |  |                                      |                                  |
|                                 |                                    |  |                                      |                                  |
|                                 |                                    |  |                                      |                                  |
|                                 |                                    |  |                                      |                                  |
|                                 |                                    |  |                                      |                                  |
|                                 |                                    |  |                                      |                                  |
|                                 |                                    |  |                                      |                                  |
|                                 |                                    |  |                                      |                                  |
|                                 |                                    |  |                                      |                                  |
|                                 |                                    |  |                                      |                                  |
|                                 |                                    |  |                                      |                                  |
|                                 |                                    |  |                                      |                                  |
|                                 |                                    |  |                                      |                                  |
|                                 |                                    |  |                                      |                                  |
|                                 |                                    |  |                                      |                                  |
|                                 |                                    |  |                                      |                                  |
|                                 |                                    |  |                                      |                                  |
|                                 |                                    |  |                                      |                                  |
|                                 |                                    |  |                                      |                                  |
|                                 |                                    |  |                                      |                                  |

*[Signature]*  
25/10/16.

Record of Deaths due to Dengue  
 as informed by Dr. Majhi - IDSP

- ① Dt. of Death. 11.8.16. - Rina Choudhury - 58 yrs.  
 Uthar paratap Goshi, Birati P.S Nintz.  
 Died at NABMCH.
- ② 10.8.16 - Ruman Ghosh, Bidhan nager.
- ③ 16.8.16 - Gita Banerjee, 55 yrs.  
 Purba Sinthee Rd. Madhugiri  
 Died at Medical SuperSpeciality.
- ④ 19.8.16 - Ajanta Mondal - 65 yrs.  
 Harikan Nagar. P.O. Bangur Ave.  
 Died at woodland Hosp.
- ⑤ 25.8.16 - Puspita Mondal - 65 yrs.  
 Bidhan Park, Barasat  
 Died in Ruby General Hosp
- ⑥ 4.9.16 - Noorjahan Mullick - 48 yrs.  
 Giltanjali App. K.G.R Path (North)  
 P.S. Bijpur  
 Died at Apollo.
- ⑦ 16.9.16 - Soma Ghosh, 32 yrs. Died in  
 Apollo Hosp. Purba Para, Belgonia,  
 Kamarkuti
- ⑧ 27.9.16 - Swapen Halder, 40 yrs. Jyoti  
 Nagar, Block-B, Lane-5,  
 Bidhannager
- ⑨ 30.9.16 - Gangi Mukherjee, 23 yrs  
 P.S. Limala, Hazrat  
 47 L. Road.



**Prevention & Control of Dengue / Chikunguniya**  
Last three visits in ULBs by Official of SUDA

| Sl. No. | Name of ULBs   | Last three visits by Official of SUDA   |
|---------|----------------|---|
| 1       | Bidhannagar MC | <sup>S<sub>1</sub></sup> 22.09.2016, <sup>S<sub>2</sub></sup> 03.10.2016, <sup>S<sub>3</sub></sup> 18.10.2016 |
| 2       | Howrah MC      | <sup>S<sub>1</sub></sup> 19.09.2016, <sup>S<sub>2</sub></sup> 27.09.2016, <sup>S<sub>3</sub></sup> 03.10.2016 |
| 3       | Baranagar      | <sup>S<sub>1</sub></sup> 19.09.2016, <sup>S<sub>2</sub></sup> 28.09.2016, <sup>S<sub>3</sub></sup> 18.10.2016 |
| 4       | Dum Dum        | <sup>S<sub>1</sub></sup> 20.09.2016, <sup>S<sub>2</sub></sup> 27.09.2016, <sup>S<sub>3</sub></sup> 18.10.2016 |
| 5       | North Dum Dum  | <sup>S<sub>1</sub></sup> 26.09.2016, <sup>S<sub>2</sub></sup> 04.10.2016, <sup>S<sub>3</sub></sup> 19.10.2016 |
| 6       | South Dum Dum  | <sup>S<sub>1</sub></sup> 26.09.2016, <sup>S<sub>2</sub></sup> 04.10.2016, <sup>S<sub>3</sub></sup> 19.10.2016 |
| 7       | Serampore      | <sup>S<sub>1</sub></sup> 20.09.2016, <sup>S<sub>2</sub></sup> 29.09.2016, <sup>S<sub>3</sub></sup> 04.10.2016 |

## Municipal Affairs Department

### A report on Prevention of Vector Borne Diseases in Urban Areas

- The Hon'ble Chief Minister hold a meeting on 08.02.2016 and 02.08.2016 on Prevention of Vector Borne Diseases i.e. Dengue / Malaria in Urban areas.
- Following to the meeting of Hon'ble Chief Minister, the Chief Secretary convened a meeting on 08.03.2016 with Municipal Affairs Department and Health and FW Department regarding preparedness to control dengue.
- Chief Secretary hold a meeting on 08.04.2016 with GOI & other officials, Municipal Affairs Department and Health and FW Department for interdepartmental co-ordination and on 04.08.2016 & 21.09.2016 to follow up the progress.
- Principal Secretary, Department of Municipal Affairs hold a meeting on 29.03.2016 with the ULBs.
- 41 ULBs have been identified as high risk ULBs by the Department of Health & Family Welfare.
- Training of trainers conducted on 16.02.2016 for identified persons of those 41 ULBs. Technical training had been imparted by the official of Health and FW Department.
- The trainers of ULB organized training at the ULB level for the field volunteers and supervisors wherein technical input provided by District Health.
- All the 41 ULBs have submitted micro plan and started house to house visit for consecutive five days in a month w.e.f. April, 2016.
- Printing of leaflet done by SUDA centrally and delivered to the ULBs.
- Monitoring officials of SUDA visited ULBs (either separately or along with official of Health & Family Welfare Department) during / after house to house visit.
- ACMOHs are the Nodal Officer from Health and FW Department.
- After completion of each round of house to house visit ACMOH concerned and Health Officer of ULB shall analyse the team-wise data and to suggest corrective steps required before implementation of next round. Furthermore, short evaluation note under the joint signature of ACMOH and Health Officer are to be made available with State NVBDCP cell of Health and FW Department through Dy. CMOH-II. ULB send a report as per format provided by Health and FW Department to SUDA for onward submission to Health and FW Department.
- Meeting convened by the Secretary, Municipal Affairs Department with respective DM and Mayor / Chairpersons of all the ULBs.



- Performance of house to house visit in 41 ULBs during the month of April to September, 2016 are appended below :

| No. of Household | No. of Household covered by House to House Team | No. of Household Member | No. of Fever Cases with joint pain | Environmental Management  |                                    |                                   |                                 |
|------------------|---|-------------------------|------------------------------------|---------------------------|------------------------------------|-----------------------------------|---------------------------------|
|                  |   |                         |                                    | No. of Container Examined | No. of Container where larve found | No. of Container cleaned & rubbed | No. of House Positive for Larva |
| 2630070          | 2645970   | 10378842                | 256764                             | 26869194                  | 236167                             | 8892319                           | 145245                          |

- Advertisement matter for IEC has been provided by Department of Municipal Affairs.
- Fever camps organized in the ULBs and blood samples are collected as advised by the Doctor and sent for dengue test in the Government and Municipal run laboratory.
- Solid waste and drains are being cleaned by the ULB at regular interval.
- Ward Councillors, field volunteers, supervisors, conservancy staff are in regular vigil for cleanliness of the houses & peri-domestic areas as well as larvae identification and source reduction. Community members are also involved in such operation.
- Health Camps organized in 125 ULBs and will be completed by September, 2016. Rs. 17.56 Lakh provided by Health & Family Welfare FW Department.
- A special Cleanlines Drive organized in 125 ULBs from 29.08.2016 to 05.09.2016 for which Rs. 1317.72 Lakh provided by Municipal Affairs Department.
- Fund of Rs. 525.75 Lakh provided by Health & Family Welfare FW Department released to 41 ULBs for House to House visit upto October, 2016.
- Rs. 492.36 Lakh released to all ULBs for procurement of Larvicide & IEC
- Additional fund of Rs. 30.07 lakh released to Bidhan nagar and Durgapur Municipal corporation for procurement of ELISA and Fogging Machine

**Prevention & Control of Dengue – A report w.r.t. Bidhannagar MC, Howrah MC, Baranagar, Dum Dum, North Dum Dum, South Dum Dum and Serampore Municipality**

Officials of SUDA visited the said ULBs mostly in weekly frequency and even twice weekly in some of the ULBs. The visits were made with the ULB officials and workers (conservancy worker and larvicidal sprayer) and it most of the time along with District and State Health Officials. The concerned Councillors were also present.

- All the seven ULBs are continuing with house to house visit five days at a stretch in a month w.e.f. April, 2016.
- Furthermore, Health workers pay weekly house to house visit for source reduction and awareness generation in high risk wards / places for rest of the month.
- House to house visit have been completed by the Bidhannagar, Baranagar & North Dum Dum for the month of October, 2016. Report of last three months i.e. August to October, 2016 is enclosed at **Annexure – I**.
- Porichhanta Soptah w.e.f. 29.08.2016 to 05.09.2016 was observed by the ULBs for ward-wise awareness generation, cleaning of drains, water bodies, collection of solid waste, use of compactors and organization of Health camp. Fund of Rs. 1317.72 lakh were provided to all the ULBs of West Bengal.
- Furthermore, Secretary, Municipal Affairs Department issued a letter to the ULBs w.r.t. sustenance of such cleanliness activity till puja.
- Fever Clinic run by the ULBs given in **Annexure – II**.
- Health check up camps are also being organized in the ULBs. Involving additional Doctors, Lab. Technician, Nurses and other support staff. No. of Doctors involved given in **Annexure – II**.
- Additional fund have been released by the Department of Municipal Affairs for purchase of Elisa & Fogging machine by Bidhannagar, procurement of larvicide by Serampore Municipality.
- Coordinated effort of Health, conservancy and sanitary sectors of the ULBs are continuing to deal with cleanliness, source reduction of larvae, awareness generation, case detection and treatment.



**Prevention & Control of Dengue / Chikunguniya**  
Status on functioning of fever clinic during 03.10.16 to 17.10.16

| Sl. No. | Name of ULBs   | Status on functioning of fever clinic during 03.10.16 to 17.10.16 |                                    |  |                                      |                                    |  |
|---------|----------------|---|------------------------------------|--|--------------------------------------|------------------------------------|--|
|         |                | No. of fever clinic   | No. of fever cases attended clinic | No. of fever cases advised for dengue test | No. of fever cases tested for dengue | No. of cases found dengue positive |  |
| 1       | Bidhannagar MC |   |                                    |  |                                      | 88                                 |  |
| 2       | Howrah MC      | 59  | 176                                | 176  | 176                                  | Nil                                |  |
| 3       | Baranagar      |   |                                    |  |                                      |                                    |  |
| 4       | Dum Dum        | 25  | 222                                | 176  | 116                                  | 38                                 |  |
| 5       | North Dum Dum  | 44  | 30                                 | 12   | -                                    | -                                  |  |
| 6       | South Dum Dum  | 116   | 126                                | 60   | 47                                   | Nil                                |  |
| 7       | Serampore      | 13  | 44                                 | 9  | 9                                    | NA                                 |  |

**Prevention & Control of Dengue / Chikunguniya**  
Report of House to House visit for the Month of August to October, 2016

| Sl. No. | Name of ULBs   | No. of Fever Cases with joint pain |       |      | No. of Container where larve found |       |      | No. of House Positive for Larva |       |      | No. of Doctors involved |             |
|---------|----------------|------------------------------------|-------|------|------------------------------------|-------|------|---------------------------------|-------|------|-------------------------|-------------|
|         |                | Aug.                               | Sept. | Oct. | Aug.                               | Sept. | Oct. | Aug.                            | Sept. | Oct. | Under NUHM              | Under UPHCS |
| 1       | Bidhannagar MC | 3889                               | 4450  | 3681 | 1309                               | 216   | 51   | 615                             | 202   | 38   | 11                      | 9           |
| 2       | Howrah MC      | 2848                               | 2652  |      | 2853                               | 1420  |      | 2041                            | 1074  |      | 4                       | 23          |
| 3       | Baranagar      | 3829                               | 3747  | 2970 | 3396                               | 1882  | 1773 | 2460                            | 1376  | 1458 | 4                       | 3           |
| 4       | Dum Dum        | 847                                | 871   | 289  | 366                                | 555   | 505  | 301                             | 239   | 332  | 4                       | 3           |
| 5       | North Dum Dum  | 1686                               | 807   | 735  | 2468                               | 2325  | 1651 | 1844                            | 1794  | 1112 | 5                       | 2           |
| 6       | South Dum Dum  | 2981                               | 2993  | 1541 | 16260                              | 10440 | 4327 | 8365                            | 3768  | 1108 | 16                      | 12          |
| 7       | Serampore      | 1011                               | 394   |      | 634                                | 227   |      | 634                             | 227   |      | 4                       | 7           |

Howrah = House to house visit - 19 to 25 Octobr, 16

Serampore = House to house visit - 22 to 26 Octobr, 16



Death Line List of Dengue for 2016 - West Bengal (as on 14.09.2016)

| Sl. No. | Name of Patient          | Age | Sex | Address  | District         | Block/<br>Municipality                  | Serological Details   | Place of<br>Death(Govt/Pvt) | Hospitalization Details  |
|---------|--------------------------|-----|-----|--|------------------|---|---|-----------------------------|--|
| 1       | Soma Nasar               | 38  | F   | RD-3/1, Raghunathpur, Baguiati, Kol-59   | North 24<br>pgns | Bidhannagar<br>Municipal<br>Corporation | Her MAC ELISA was found positive at<br>Dr. Lal Path Lab on 18.06.16.                      | Pvt                         | Admitted at New Avenue Nursing Home on 15.06.16 at<br>10.45 AM. Died due to dengue on 22.06.16 at 1.25 pm at<br>New Avenue Nursing Home.   |
| 2       | Sujata Dutta             | 52  | F   | Madral Vivekananda Pally, Jagatdal, Pin<br>743126  | North 24<br>pgns | Bhalpara<br>Municipality                | Her MAC ELISA was found positive at<br>Zenith Superspeciality Hospital on<br>26.07.16     | Pvt                         | Admitted at Zenith Superspeciality Hospital on 22.07.16<br>at 2.20 PM. Died due to dengue on 28.07.16 at 7.00 am<br>at Zenith Superspeciality Hospital.  |
| 3       | SHILA SIKDER             | 46  | F   | 12, RAFI AHMED KIDWAI RD, PS-<br>DUMDUM GORABAZAR<br>KOLKATA<br>PIN - 700055<br>PH - 91-983632672, 91-2550-4979                            | North 24<br>pgns | South Dum Dum<br>Municipality           | Her MAC ELISA was found positive at<br>Apollo Gleneagles Hospital on<br>28.07.16          | Pvt                         | Admitted at Apollo Gleneagles Hospital on 26.07.16 at<br>6.47 PM. Died due to dengue on 30.07.16 at 7.50 am at<br>Apollo Gleneagles Hospital.  |
| 4       | BIBOSWAN<br>GUHATHAKURTA | 8   | M   | BD - 159, SECTOR - I, SALT LAKE<br>CITY,<br>PS - BIDHAN NAGAR NORTH<br>KOLKATA<br>PIN - 700064<br>PH - 91-9007483617                       | North 24<br>pgns | Bidhannagar<br>Municipal<br>Corporation | His MAC ELISA was found positive at<br>Apollo Gleneagles Hospital on<br>30.07.16          | Pvt                         | Admitted at Apollo Gleneagles Hospital on 30.07.16 at<br>10.14 AM. Died due to dengue on 31.07.16 at 9.35 am at<br>Apollo Gleneagles Hospital.   |
| 5       | PURBITA HAZRA            | 5   | F   | 63 R N GUJA ROAD RANIKUTHIR PS<br>DUMDUM<br>KOLKATA<br>PIN - 700028<br>PH - 91-9007076549  | North 24<br>pgns | South Dum Dum<br>Municipality           | Her MAC ELISA was found positive at<br>Apollo Gleneagles Hospital on<br>25.07.16          | Pvt                         | Admitted at Apollo Gleneagles Hospital on 24.07.16 at<br>10.57 PM. Died due to dengue on 31.07.16 at 11.58 am<br>at Apollo Gleneagles Hospital.  |
| 6       | PAMPA<br>BHATTACHARJEE   | 29  | F   | 51 KRISHNAPUR ROAD PS-<br>DUMDUM<br>KOLKATA<br>PIN - 700028<br>PH - 9748590644, 91-9051061901  | North 24<br>pgns | South Dum Dum<br>Municipality           | Her MAC ELISA was found positive at<br>Apollo Gleneagles Hospital on<br>18.07.16          | Pvt                         | Admitted at Apollo Gleneagles Hospital on 14.07.16 at<br>10.23 PM. Died due to dengue on 01.08.16 at 9.50 am at<br>Apollo Gleneagles Hospital.   |
| 7       | Tuifuli Ghosh            | 39  | F   | 80/C A K Mukherjee Road, Noapara,<br>Baranagar, Kol-90   | North 24<br>pgns | Baranagar<br>Municipality               | Her MAC ELISA was found positive at<br>Zenith Superspeciality Hospital on<br>28.07.16     | Pvt                         | Admitted at Zenith Superspeciality Hosp. on 27.07.16 at<br>12.40 PM. Died there on 28.07.16 at 8.35 pm due to<br>dengue  |
| 8       | Fahim Ahmed              | 22  | M   | 42/1, Jolapara Masjid Lane, Howrah-1   | Howrah           | Howrah Municipal<br>Corporation         | His NS1 ELISA was found positive at<br>Bellona Nursing Home & Diag. Centre<br>on 02.08.16 | Pvt                         | Admitted at Bellona Nursing Home & Diag. Centre on<br>01.08.16. Died due to dengue on 02.08.16 at 5.45 pm at<br>Bellona Nursing Home & Diag. Centre.   |
| 9       | Arfa Khatoon             | 21  | F   | 10/8, K.B. 1st Lane, Kolkata-<br>700011; P.S.-Narkeidanga<br>As<br>per investigation report of KMC - a<br>case of Mathurapur, South 24 Pgs | South 24<br>pgns | Mathurapur                              | His MAC ELISA was found positive at<br>Apollo Gleneagles Hospital on<br>23.07.16          | Pvt                         | Admitted at Royd Nursing Home & Health Care Ltd. on<br>23.07.16 at 9.30 pm. Died due to dengue on 25.07.16 at<br>11.45 pm at Royd Nursing Home & Health Care Ltd.  |
| 10      | Gourab Saha              | 20  | M   | c/o Ganesh Saha, 22, Ajay Nagar, PS-<br>DumDum   | North 24<br>pgns | South Dum Dum<br>Municipality           | His NS1 ELISA was found positive at<br>South DumDum Municipality Lab.                     | Govt                        | Admitted at ID & BG on 02.08.16 at 1.26 PM. Died due to<br>dengue on 04.08.16 at 2.00 pm at ID & BG.   |
| 11      | Sekh Rakibul<br>Islam    | 27  | M   | S/o Sekh Anarul Amin<br>Vill - Deshapur, Haripur<br>PS- Suri, Dist. - Birbhum  | Birbhum          | Suri II                                 | His MAC ELISA was found positive at<br>Suri DH(SSL) on 05.08.16.                          | Govt                        | Admitted at Suri DH on 04.08.16 at 4.40 PM. Died there<br>due to dengue on 05.08.16 at 11.05 am  |
| 12      | Disha Das                | 10  | F   | C/o, Dilip Das, Vill: Shantinagar, P.O.<br>Nowbhangra, P.S. Bidhannagar (S), N-<br>24 PGS, BMC-36, Phone ><br>No.9903043635                | North 24<br>pgns | Bidhannagar<br>Municipal<br>Corporation | IgM ELISA Positive on 06.08.2016  | Govt                        | Admitted at Dr. B.C Ray PGIPS on 03.08.2016 at 12.46<br>Hours. Initially IgM was done at B.C Ray and was found<br>to be negative on 04.08.2016. Sample was sent to<br>outside on 05.08.2016 due to strong suspicion. Test<br>result received on 06.08.2016 and found to be Positive.<br>The patient died on 07.08.2016 at 8.15 AM due to<br>Fulminating Hepatitis, with DHF & DSS. |
| 13      | Kanika Suftradhur        | 42  | F   | W/o, Nirmal Kr. Suftradhur, 67/A<br>Dineshnagar, Mukundapur, Purba<br>Jadavpur. History of travel to<br>Krisnanagar                        | Kolkata          | KMC                                     | NA  | Pvt                         | Admitted at KPC Medical College on 03.08.2016 and<br>died on 04.08.2016 at 8.00 PM due to DHF with DSS<br>and Hepatic Failure  |

|    |                      |    |   |  |                          |                                  |  |      |   |
|----|----------------------|----|---|--|--------------------------|----------------------------------|--|------|---|
| 14 | Pranati Bhattacharya | 59 | F | 398/1/B, MNK Road (South), P. S. Baranagar, Kol-36                                     | North 24 pgn             | Baranagar Municipality           | Her NS1 ELISA was found positive at Clinical Laboratory, Kol-5 on 01.08.16.            | Pvt  | Admitted at Binayak Hospital, Kol-50 on 02.08.16. Died due to DSS on 04.08.16 at 10.25 am at Binayak Hospital, Kol-50.  |
| 15 | Rina Chakraborty     | 58 | F | Vill-Uttar Pratapgarh, Birati, PO+P.S.- Nimta  | North 24 pgn             | North Dum Dum Municipality       | Her NS1 ELISA was found positive at NICED on 10.08.16.                                 | Govt | Admitted at NRSMCH on 11.08.16 at 1.39 am. Died due to DSS with Malena on 11.08.16 at 9.45 am at NRSMCH.  |
| 16 | Baby Rani Biswas     | 56 | F | Mandalpara, PO-Matuadharn, PS-Gaighata   | North 24 pgn             | Gaighata                         | Her blood sample was tested by MAC ELISA on 13.08.16 and found positive at Barasat DH. | Govt | Admitted to J.R.Dhar Hospital, Bongaon on 11.08.16 at 8.54 am, later referred out and admitted to RGKMCH on 12.08.16 at 9.49 pm. Died due to Dengue fever with severe thrombocytopenia with sepsis on 13.08.16 at 12.10 am at RGKMCH. |
| 17 | Chaitali Ganguly     | 32 | F | Pukurkona, Balliaypara, PO-Bira  | North 24 pgn             | Habra II                         | Her NS1 ELISA was found positive at ILS Hospital, DumDum.                              | Pvt  | Admitted at ILS Hospital, DumDum on 10.08.16 at 12.01 am. Died due to DSS with Multi-organ dysfunction syndrome on 14.08.16 at 2.00 am at ILS Hospital, DumDum.   |
| 18 | Ruman Ghosh          | 23 | M | S/o, Ranjit Ghosh, Ghoshpara, Deshbandunagar, P.S. Beguihati                           | North 24 pgn             | Bidhanagar Municipal Corporation | His NS1 ELISA was found positive when he was admitted in Swasti Nursing Home.          | Pvt  | Admitted at AMRI, Sallake on 10.08.16. Died due to dengue on 10.08.16 at AMRI, Sallake.   |
| 19 | Gita Banerjee        | 55 | F | 271/1, Purba Sinthee Road, Madhugarh, P.S.- DumDum, DUMDUM WEST BENGAL Pincode -700030 | North 24 pgn             | South Dum Dum Municipality       | Her MAC ELISA was found positive at Medica Superspeciality Hospital on 15.08.16.       | Pvt  | Admitted at Medica Superspeciality Hospital on 14.08.16. Died due to severe Dengue fever with Multi-organ dysfunction syndrome on 16.08.16 at 6.30 am Medica Superspeciality Hospital.  |
| 20 | Ajanita Mandal       | 65 | F | 63 A Harihamagar, P.O. Bangur Avenue, P.S. DumDum, Kolkata-700055                      | North 24 pgn             | South Dum Dum Municipality       | Her MAC ELISA was found positive at Woodland Hospital.                                 | Pvt  | Admitted at Woodland Hospital on 18.08.16. Died due to Dengue on 19.08.16 at Woodland Hospital.   |
| 21 | Sk. Salim Ali        | 18 | M | C/o Sk. Rashed Ali, Kismat Kanupat, P.O. - Kanupat, Udaynarayanpur                     | Howrah                   | Udaynarayanpur                   | His MAC ELISA was positive   | Govt | Admitted in CNMCH on 18.08.2016. Died there on 20.08.2016   |
| 22 | Joydev Pramanik      | 75 | M | 35/1/1 Chanditola Main Road, Sirity (address to be verified)                           | Kolkata (to be verified) | Sirity                           | His NS-1 ELISA was found positive in CMRI Hospital                                     | Pvt  | Admitted in CMRI Hospital on 20.08.2016. Died there on 22.08.2016   |
| 23 | Puspa Mandal         | 65 | F | 61/B, Bidhan Park, PO & PS- Barasat  | North 24 pgn             | Barasat Municipality             | Her NS-1 ELISA was found positive in Suraksha Lab                                      | Pvt  | Admitted in Ruby General Hospital on 23.08.2016. Died there on 25.08.2016   |
| 24 | Tapas Pradhan        | 22 | M | Suliangari, PO- Gouranganagar, PS- Newtown   | North 24 pgn             | Rajarhat Block                   | His NS-1 ELISA was found positive in ICMR Virus Unit, Kolkata                          | Govt | Admitted to IDBG Hospital, Kolkata on 26.08.2016 and died there on 27.08.2016 due to cardio-respiratory failure in a case of dengue fever.  |
| 25 | Jogmaya Sapui        | 70 | F | Tapurighata, PO- Nawbhanga, PS- Tiljala (to be verified)                               | Kolkata                  | KMC (to be verified)             | Her IgM ELISA was found positive in ICMR Virus Unit, Kolkata                           | Govt | Admitted to IDBG Hospital, Kolkata on 23.08.2016 and died there on 29.08.2016 due to multi-organ failure in a case of DHF with Type-2 DM.   |
| 26 | Souryajit Manna      | 30 | M | Basukati, PO- Anandanagar, PS- Nischinda   | Howrah                   | Bally-Jegachha                   | His NS-1 ELISA & IgM ELISA were positive in Narayana Hospital                          | Pvt  | Admitted to Narayana Multispeciality Hospital on 14.08.2016 and died there on 26.08.2016 due to sepsis with MODS in a case of haemorrhagic dengue   |
| 27 | Afsana Laskar        | 47 | F | Vill.- Chilandangi (Purbapara), PO- Chilandangi, PS- Purshura                          | Hooghly                  | Purshura                         | Her IgM ELISA was positive in RTIICS (Narayana)  | Pvt  | Admitted to RTIICS on 25.08.2016 and died there on 29.08.2016 due to DHF with shock syndrome with multi-organ failure   |
| 28 | Nur Jahan Mallick    | 46 | F | Gitanjali Apartment, Flat No. 17, 372/A KGR Path (N), Kanchrapara, PS- Bilpur          | North 24 pgn             | Kanchrapara                      | Her IgM ELISA was positive in Apollo Glenagles Hospital                                | Pvt  | Admitted to Apollo Glenagles Hospital on 25.08.2016 and died there on 04.09.2016 due to Gram negative septicemia & DHF with multi-organ failure   |



| Sl. No. | Name of the District | Week-34 ( up to 25.8.2016) |                  |              |                  | Week-35 ( up to 31.8.2016) |                  |              |                  | Week-36 ( up to 07.9.2016) |                  |              |                  | Week-37 ( up to 14.9.2016) |                  |              |                  |
|---------|----------------------|----------------------------|------------------|--------------|------------------|----------------------------|------------------|--------------|------------------|----------------------------|------------------|--------------|------------------|----------------------------|------------------|--------------|------------------|
|         |                      | Case                       |                  | Death        |                  | Case                       |                  | Death        |                  | Case                       |                  | Death        |                  | Case                       |                  | Death        |                  |
|         |                      | For the Week               | Cumulative total | For the Week | Cumulative total | For the Week               | Cumulative total | For the Week | Cumulative total | For the Week               | Cumulative total | For the Week | Cumulative total | For the Week               | Cumulative total | For the Week | Cumulative total |
| 1       | Purulia              | 0                          | 5                | 0            | 0                | 8                          | 13               | 0            | 0                | 6                          | 19               | 0            | 0                | 4                          | 23               | 0            | 0                |
| 2       | Bankura              | 73                         | 99               | 0            | 0                | 35                         | 134              | 0            | 0                | 11                         | 145              | 0            | 0                | 32                         | 177              | 0            | 0                |
| 3       | Midnapur (W)         | 55                         | 198              | 0            | 0                | 23                         | 221              | 0            | 0                | 62                         | 283              | 0            | 0                | 83                         | 366              | 0            | 0                |
| 4       | Midnapur (E)         | 37                         | 75               | 0            | 0                | 65                         | 140              | 0            | 0                | 84                         | 224              | 0            | 0                | 54                         | 278              | 0            | 0                |
| 5       | Hooghly              | 333                        | 1225             | 0            | 0                | 212                        | 1437             | 0            | 0                | 167                        | 1604             | 1            | 1                | 134                        | 1738             | 0            | 1                |
| 6       | Howrah               | 240                        | 438              | 1            | 2                | 174                        | 612              | 1            | 3                | 148                        | 760              | 0            | 3                | 216                        | 976              | 0            | 3                |
| 7       | S24P                 | 61                         | 172              | 0            | 1                | 100                        | 272              | 0            | 1                | 169                        | 441              | 0            | 1                | 95                         | 536              | 0            | 1                |
| 8       | N24P                 | 1040                       | 1908             | 3            | 16               | 561                        | 2469             | 2            | 18               | 967                        | 3436             | 1            | 19               | 1048                       | 4484             | 1            | 20               |
| 9       | Birbhum              | 67                         | 80               | 1            | 1                | 53                         | 133              | 0            | 1                | 33                         | 166              | 0            | 1                | 31                         | 197              | 0            | 1                |
| 10      | Nadia                | 88                         | 137              | 0            | 0                | 74                         | 211              | 0            | 0                | 107                        | 318              | 0            | 0                | 113                        | 431              | 0            | 0                |
| 11      | Burdwan              | 54                         | 81               | 0            | 0                | 38                         | 119              | 0            | 0                | 26                         | 145              | 0            | 0                | 37                         | 182              | 0            | 0                |
| 12      | Mursidabad           | 95                         | 213              | 0            | 0                | 85                         | 298              | 0            | 0                | 50                         | 348              | 0            | 0                | 74                         | 422              | 0            | 0                |
| 13      | Malda                | 29                         | 77               | 0            | 0                | 85                         | 162              | 0            | 0                | 17                         | 179              | 0            | 0                | 45                         | 224              | 0            | 0                |
| 14      | Jalpaiguri           | 7                          | 23               | 0            | 0                | 8                          | 31               | 0            | 0                | 11                         | 42               | 0            | 0                | 6                          | 48               | 0            | 0                |
| 15      | Alipurdwar           | 0                          | 0                | 0            | 0                | 1                          | 1                | 0            | 0                | 4                          | 5                | 0            | 0                | 1                          | 6                | 0            | 0                |
| 16      | DDJ                  | 8                          | 20               | 0            | 0                | 104                        | 124              | 0            | 0                | 40                         | 164              | 0            | 0                | 93                         | 257              | 0            | 0                |
| 17      | UDJ                  | 3                          | 7                | 0            | 0                | 2                          | 9                | 0            | 0                | 10                         | 19               | 0            | 0                | 6                          | 25               | 0            | 0                |
| 18      | Coochbehar           | 1                          | 10               | 0            | 0                | 0                          | 10               | 0            | 0                | 4                          | 14               | 0            | 0                | 2                          | 16               | 0            | 0                |
| 19      | Darjeeling           | 9                          | 17               | 0            | 0                | 12                         | 29               | 0            | 0                | 9                          | 38               | 0            | 0                | 7                          | 45               | 0            | 0                |
| 20      | Kolkata              | 62                         | 419              | 0            | 2                | 43                         | 462              | 0            | 2                | 39                         | 501              | 0            | 2                | 59                         | 560              | 0            | 2                |
|         | Other state          | 10                         | 35               | 0            | 0                | 11                         | 46               | 0            | 0                | 19                         | 65               | 0            | 0                | 13                         | 78               | 0            | 0                |
|         | TOTAL                | 2272                       | 5239             | 5            | 22               | 1694                       | 6933             | 3            | 25               | 1983                       | 8916             | 2            | 27               | 2153                       | 11069            | 1            | 28               |

Encl. :

SUDA-Health/65(Pt-IX)/16/160(04) Dated .. 17.10.2016

Reporting Format

*Dum Dum Municipality*

| Date       | No. of fever clinic functioning | No. of fever cases attended clinic | No. of fever cases advised for dengue test | No. of fever cases tested for dengue | No. of cases found dengue positive |
|------------|---------------------------------|------------------------------------|--|--------------------------------------|------------------------------------|
| 03.10.2016 | 5                               | 60                                 | 30   | 25                                   | 11                                 |
| 04.10.2016 | 5                               | 45                                 | 43   | 23                                   | 6                                  |
| 05.10.2016 | 5                               | 42                                 | 40   | 20                                   | 5                                  |
| 06.10.2016 | --                              | --                                 | --   | --                                   | --                                 |
| 07.10.2016 | --                              | --                                 | --   | --                                   | --                                 |
| 08.10.2016 | --                              | --                                 | --   | --                                   | --                                 |
| 10.10.2016 | --                              | --                                 | --   | --                                   | --                                 |
| 11.10.2016 | --                              | --                                 | --   | --                                   | --                                 |
| 12.10.2016 | --                              | --                                 | --   | --                                   | --                                 |
| 13.10.2016 | --                              | --                                 | --   | --                                   | --                                 |
| 14.10.2016 | --                              | --                                 | --   | --                                   | --                                 |
| 15.10.2016 | --                              | --                                 | --   | --                                   | --                                 |
| 17.10.2016 | 5                               | 40                                 | 33   | 28                                   | 11                                 |
| 18.10.2016 | 5                               | 35                                 | 30   | 20                                   | 5                                  |

*[Signature]*  
15/10/16

Health Officer  
Dum Dum Municipality



SUDA-Health/65(Pt-IX)/16/160(04) Dated . 17.10.2016

DUM DUM MUNICIPALITY

Reporting Format

| Date       | No. of fever clinic functioning | No. of fever cases attended clinic | No. of fever cases advised for dengue test | No. of fever cases tested for dengue | No. of cases found dengue positive |
|------------|---------------------------------|------------------------------------|--|--------------------------------------|------------------------------------|
| 19.10.2016 | 5                               | 51                                 | 41   | 18                                   | 8                                  |
| 20.10.2016 | 5                               | 48                                 | 39   | 17                                   | 4                                  |
| 21.10.2016 | 5                               | 56                                 | 49   | 20                                   | 6                                  |
| 22.10.2016 | 5                               | 45                                 | 38   | 15                                   | 4                                  |
| 24.10.2016 |                                 |                                    |  |                                      |                                    |
| 25.10.2016 |                                 |                                    |  |                                      |                                    |
| 26.10.2016 |                                 |                                    |  |                                      |                                    |
| 27.10.2016 |                                 |                                    |  |                                      |                                    |
| 28.10.2016 |                                 |                                    |  |                                      |                                    |
| 29.10.2016 |                                 |                                    |  |                                      |                                    |
| 31.10.2016 |                                 |                                    |  |                                      |                                    |

Health Officer  
Dum Dum Municipality  
24/10/16

SUDA.

Encl. :

SUDA-Health/65(Pt-IX)/16/160(04) Dated .. 17.10.2016

Reporting Format

| Date       | No. of fever clinic functioning | No. of fever cases attended clinic | No. of fever cases advised for dengue test | No. of fever cases tested for dengue | No. of cases found dengue positive |
|------------|---------------------------------|------------------------------------|--|--------------------------------------|------------------------------------|
| 03.10.2016 | 12                              | 18                                 | 6  | 6                                    | ML                                 |
| 04.10.2016 | 11                              | 20                                 | 9  | 7                                    | NIL                                |
| 05.10.2016 | 12                              | 17                                 | 8  | 6                                    | NIL                                |
| 06.10.2016 | 11                              | 15                                 | 8  | 6                                    | ML                                 |
| 07.10.2016 | 12                              | 8                                  | 4  | 4                                    | ML                                 |
| 08.10.2016 | 11                              | 5                                  | 2  | 2                                    | NIL                                |
| 10.10.2016 | 7                               | 5                                  | 2  | 1                                    | NIL                                |
| 11.10.2016 | -                               | ML                                 | ML   | ML                                   | NIL                                |
| 12.10.2016 | 7                               | 7                                  | 4  | 3                                    | NIL                                |
| 13.10.2016 | 11                              | 10                                 | 6  | 4                                    | NIL                                |
| 14.10.2016 | 11                              | 15                                 | 9  | 7                                    | ML                                 |
| 15.10.2016 | 11                              | 6                                  | 2  | 1                                    | ML                                 |
| 17.10.2016 | -                               | To be sent                         |  | later on                             | -                                  |

*[Signature]*  
17/10/16



Fever - case nos, Negative

| Block/Municipality      | Name of Patient     | Age | Sex | Address with ward no. / GP name        | Onset of fever | attended by any doctor/Y/N | If admitte place of Admissio |
|-------------------------|---------------------|-----|-----|--|----------------|----------------------------|------------------------------|
| 1. TEAT DOREON 5-10-016 | Rama Bhakta         | 23  | M   | 87 Pukka Simthe Road. Kol-30, W-30     | 3 DAYS         | YES                        | NO YES                       |
| 2. O U                  | Soma Roy            | 57  | F   | 4. Subya Sem Nagan Kol-74 WARD-10      | 20 DAYS        | YES                        | NO YES                       |
| 3. F H                  | Mimlu Basak         | 43  | M   | 2, R. A. K. Road Kol-55, WARD-23       | 1 DAY          | YES                        | NO YES                       |
| 4. D U                  | Rajat Jana          | 51  | M   | 3, No R.N. Guha Road Kol-28, WARD-8    | 1 DAY          | YES                        | NO YES                       |
| 5. M U                  | Kalita Bala         | 30  | F   | 4, RANTRA GITHU AVENUE. Kol-28, WARD-8 | 5 DAY          | YES                        | NO YES                       |
| 6. Municipal Hospital.  | Shilpa Sankar Gupta | 40  | M.  | 5-1/2 Shyam Nagan Road, Kol-58 WARD-27 | 3-4 DAYS       | YES                        | NO YES                       |



# SERAMPORE MUNICIPALITY

SUDA-Health/65(Pt-IX)/16/160(04), Dt. 17.10.2016

## Reporting Format

Date: 18.10.2016

| Date       | No. of Fever Clinic Functioning           | No. of Fever Cases attended clinic | No. of Fever Cases advised for Dengue Test | No. of Fever Cases tested for Dengue  | No. of Cases found Dengue positive |
|------------|---|------------------------------------|--|---------------------------------------|------------------------------------|
| 03.10.2016 | 4   | 21                                 | 2  | No Report Received Yet                | NA                                 |
| 04.10.2016 | 4   | 8                                  | 2  | No Report Received Yet                | NA                                 |
| 05.10.2016 | 4   | 9                                  | 0  | No Report Received Yet                | NA                                 |
| 06.10.2016 | ALL CLINICS WERE CLOSED FOR PUJA VACATION |                                    |  |                                       |                                    |
| 07.10.2016 |   |                                    |  |                                       |                                    |
| 08.10.2016 |   |                                    |  |                                       |                                    |
| 10.10.2016 |   |                                    |  |                                       |                                    |
| 11.10.2016 |   |                                    |  |                                       |                                    |
| 12.10.2016 |   |                                    |  |                                       |                                    |
| 13.10.2016 |   |                                    |  |                                       |                                    |
| 14.10.2016 |   |                                    |  |                                       |                                    |
| 15.10.2016 |   |                                    |  |                                       |                                    |
| 17.10.2016 | 1   | 6                                  | 5  | Blood sample on the way to Chinsurah. | NA                                 |

  
NODAL OFFICER NUHM  
SERAMPORE MUNICIPALITY

  
**Chairman**  
Serampore Municipality





**OFFICE OF THE MUNICIPAL COUNCILLORS  
SERAMPORE MUNICIPALITY**

1, N.S. Avenue, Serampore, Dist. Hooghly, West Bengal, Pin-712201

Memo No.: 988/HS-38 SUDA

From :

Chairman,  
Serampore Municipality.

Date: 18.10.2016

To,

The Director,  
SUDA & Mission Director WBSULM,  
ILGUS Bhavan, HC Block, Sector-III, Bidhannagar, Kolkata 700106.

Sub: Submission of report relating to Prevention and Control of Vector Borne Diseases in Serampore Municipality.

Ref.: SUDA-Health/65(Pt-IX)/16/160(04), Dt. 17.10.2016

Sir,

In consequence of the above information are hereby given as per proforma received from your kind end. At the same time this is to inform you that within the given time period i.e. 03.10.2016 to 17.10.2016 our ULB was closed from 06.10.2016 to 16.10.2016 due to Puja Vacation and after the Puja Vacation Special Fever Clinics are not functioning rather in substitute fever patients are treated in normal OPD running in our four UPHCs due to substantial decrease in fever cases. Critical cases are now referred to our SD Hospital (Walsh Hospital).

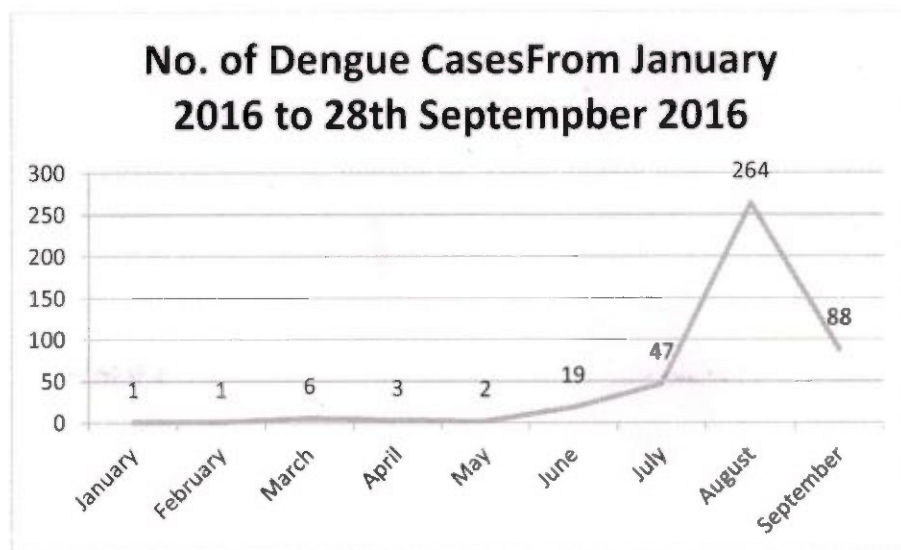
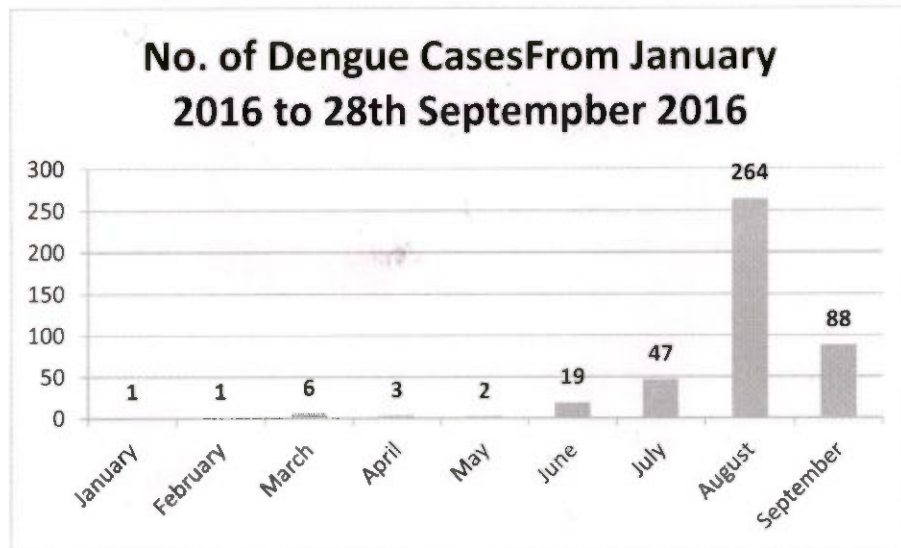
Yours Faithfully,

Chairman,  
Serampore Municipality

Chairman  
Serampore Municipality

Enclos: Proforma.

## Trend of Dengue in Bidhannagar Municipal Corporation in 2016








# SERAMPORE MUNICIPALITY

SUDA-Health/65(Pt-IX)/16/160(04), Dt. 17.10.2016

Reporting Format

Date: 18.10.2016

| Date       | No. of Fever Clinic Functioning           | No. of Fever Cases attended clinic | No. of Fever Cases advised for Dengue Test | No. of Fever Cases tested for Dengue  | No. of Cases found Dengue positive |
|------------|---|------------------------------------|--|---------------------------------------|------------------------------------|
| 03.10.2016 | 4   | 21                                 | 2  | No Report Received Yet                | NA                                 |
| 04.10.2016 | 4   | 8                                  | 2  | No Report Received Yet                | NA                                 |
| 05.10.2016 | 4   | 9                                  | 0  | No Report Received Yet                | NA                                 |
| 06.10.2016 | ALL CLINICS WERE CLOSED FOR PUJA VACATION |                                    |  |                                       |                                    |
| 07.10.2016 |   |                                    |  |                                       |                                    |
| 08.10.2016 |   |                                    |  |                                       |                                    |
| 10.10.2016 |   |                                    |  |                                       |                                    |
| 11.10.2016 |   |                                    |  |                                       |                                    |
| 12.10.2016 |   |                                    |  |                                       |                                    |
| 13.10.2016 |   |                                    |  |                                       |                                    |
| 14.10.2016 |   |                                    |  |                                       |                                    |
| 15.10.2016 |   |                                    |  |                                       |                                    |
| 17.10.2016 | 1   | 6                                  | 5  | Blood sample on the way to Chinsurah. | NA                                 |

  
NODAL OFFICER NUHM  
SERAMPORE MUNICIPALITY

  
Chairman  
Serampore Municipality

Enclo. :

SUDA-Health/65(Pt-IX)/16/160(04) Dated .. 17.10.2016

Reporting Format

Dum Dum Municipality

| Date       | No. of fever clinic functioning | No. of fever cases attended clinic | No. of fever cases advised for dengue test | No. of fever cases tested for dengue | No. of cases found dengue positive |
|------------|---------------------------------|------------------------------------|--|--------------------------------------|------------------------------------|
| 03.10.2016 | 5                               | 60                                 | 30   | 25                                   | 11                                 |
| 04.10.2016 | 5                               | 45                                 | 43   | 23                                   | 6                                  |
| 05.10.2016 | 5                               | 42                                 | 40   | 20                                   | 5                                  |
| 06.10.2016 | --                              | --                                 | --   | --                                   | --                                 |
| 07.10.2016 | --                              | --                                 | --   | --                                   | --                                 |
| 08.10.2016 | --                              | --                                 | --   | --                                   | --                                 |
| 10.10.2016 | --                              | --                                 | --   | --                                   | --                                 |
| 11.10.2016 | --                              | --                                 | --   | --                                   | --                                 |
| 12.10.2016 | --                              | --                                 | --   | --                                   | --                                 |
| 13.10.2016 | --                              | --                                 | --   | --                                   | --                                 |
| 14.10.2016 | --                              | --                                 | --   | --                                   | --                                 |
| 15.10.2016 | --                              | --                                 | --   | --                                   | --                                 |
| 17.10.2016 | 5                               | 40                                 | 33   | 28                                   | 11                                 |
| 18.10.2016 | 5                               | 35                                 | 30   | 20                                   | 5                                  |

*[Signature]*  
17/10/16

Health Officer  
Dum Dum Municipality



# BIDHANNAGAR MUNICIPAL CORPORATION

## RAJARHAT FIELD OFFICE

RAGHUNATHPUR, KOLKATA-700 059

### Fever Clinic & Blood Collection Camp

| Date       | Venue                       | HAU No. | No. of Patient attended | No. of Blood Samples taken |
|------------|-----------------------------|---------|-------------------------|----------------------------|
| 19-08-2016 | Jhautala Health Building    | 2       | 22                      | 6                          |
| 20-08-2016 | Bablatala Health Building   | 1       | 10                      | 6                          |
| 22-08-2016 | Baroaritala Health Building | 4       | 12                      | 2                          |
| 23-08-2016 | Saradapally Health Building | 5       | 62                      | 13                         |
| 24-08-2016 | Jyotinagar Health Building  | 6       | 77                      | 9                          |
| 25-08-2016 | Udayan Sangha               | 2       | 16                      | 9                          |
| 26-08-2016 | Aswininagar Health Building | 3       | 65                      | 21                         |
| 27-08-2016 | Jhautala Health Building    | 2       | 45                      | 5                          |
| 28-08-2016 | Naba Jiban Sangha, Ward - 8 | 2       | 192                     | 80                         |
| 29-08-2016 | Udayan Pally 7No.           | 4       | 10                      | 5                          |
| 30-08-2016 | Saradapally Health Building | 5       | 32                      | 5                          |
| 31-08-2016 | Jyotinagar Health Building  | 6       | 97                      | 8                          |
| 01-09-2016 | Bablatala Health Building   | 1       | 2                       | 1                          |
| 02-09-2016 | Shisu Kalyan Sangha         | 3       | 46                      | 26                         |
| 08-09-2016 | Jyotinagar Health Building  | 6       | 96                      | 28                         |
| 09-09-2016 | Jyotinagar Health Building  | 6       | 112                     | 22                         |
| 11-09-2016 | Amra Sabai Club, Ward - 8   | 2       | 45                      | 20                         |
| 14-09-2016 | Aswininagar Health Building | 3       | 48                      | 17                         |
| 18-09-2016 | United Club, Ward - 10      | 2       | 4                       | 4                          |
| 22-09-2016 | Mujaffar Ahmed Urdu School  | 1       | 86                      | 36                         |
| 28-09-2016 | Jyotinagar Health Building  | 6       | 54                      | 15                         |
| TOTAL      |                             |         | 1133                    | 338                        |

28/9/16  
Assistant Chief Medical Officer  
of Health, Bidhannagar  
Municipal Corporation



Government of West Bengal  
Health and Family Welfare Department (PHP Branch)  
Swasthya Bhavan, GN-29, Salt Lake, Kolkata-91

No. 355(9)-HF/P/PHP/2M-01/2016

Date 24<sup>th</sup> October, 2016

From: Sanghamitra Ghosh  
Commissioner (Family Welfare) & Mission Director NHM  
Health and Family Welfare Department

- To:
- 1) Principal Secretary, Panchayat and Rural Development Department
  - 2) Principal Secretary, Higher Education Department
  - 3) Secretary, School Education Department
  - 4) Commissioner, Kolkata Municipal Corporation
  - 5) Secretary, Municipal Affairs Department
  - 6) Director of Health Services, Health and Family Welfare Department
  - 7) Director of Medical Education, Health and Family Welfare Department
  - 8) Commissioner, Howrah Municipal Corporation
  - 9) Commissioner, Bidhannagar Municipal Corporation

PO (H)  
PI accompany in  
meeting with 27/10/16  
27/10/16

**Subject: Review Meeting on Prevention and Control of Vector Borne Diseases**

Sir,

I am directed to inform you that Chief Secretary will kindly review the status of prevention and control of Dengue, Malaria and other Vector Borne Diseases in the State on 26.10.2016 at 10.30 AM in the Chief Secretary's Conference Hall at Nabanna, 13<sup>th</sup> Floor.

I am to request you to kindly make it convenient to attend the meeting.

Yours faithfully,  
*Sanghamitra Ghosh*  
(Sanghamitra Ghosh)

No. 355/1(4)-HF/P/PHP/2M-01/2016

Date 24<sup>th</sup> October, 2016

Copy forwarded to:

- 1) P.S. to Chief Secretary- for kind information of Chief Secretary
- 2) Sr. P.A. to Additional Chief Secretary, Home Department –for kind information of Additional Chief Secretary
- 3) Sr. P.A. to Additional Chief Secretary, Health and Family Welfare Department –for kind information of Additional Chief Secretary
- 4) Under Secretary with request for necessary arrangement

*Sanghamitra Ghosh*  
(Sanghamitra Ghosh)



**Prevention & Control of Dengue / Chikungunya**  
Report of House to House visit for the Month of October, 2016

| Sl. No.  | Name of U.I.Bs    | No. of Household | House to House Visit Started / to be started on | House to House Visit completed / will be completed | No. of Household covered by House to House Team | Fever Surveillance  |            |       |                           |                                     | Environmental Management          |                                 |                            |                  | BCC Activities   |                      | Entomological and Epidemiological Indicators |               |         |  |
|----------|-------------------|------------------|---|--|---|---|------------|-------|---------------------------|-------------------------------------|-----------------------------------|---------------------------------|----------------------------|------------------|------------------|----------------------|--|---------------|---------|--|
|          |                   |                  |   |  |   | No. of Fever Cases with joint pain During the last two week | On the day | Total | No. of Container Examined | No. of Container where larvae found | No. of Container cleaned & Rubbed | No. of House Positive for Larva | No. of Leaflet distributed | No. of IPC given | House Index (HI) | Container Index (CI) | Breteau Index (BI)                           | % Fever Cases |         |  |
| 1        | Alipudiar         | 15710            | 02.10.2016                                      | 06.10.2016   | 16073   | 62300   | 8          | 34    | 42                        | 73024                               | 6                                 | 61084                           | 4                          | 14239            | 27808            | 0.02                 | 0.01   | 0.04          | 0.07    |  |
| 2        | Asansol MC        | 141841           | 18.10.2016                                      | 22.10.2016   | 65684   | 326951  | 214        | 847   | 1061                      | 256908                              | 1915                              | 1937                            | 1263                       | 65092            | 89724            | 1.92                 | 0.75   | 2.92          | 0.32    |  |
| 3        | Raniganj          | 32110            | 18.10.2016                                      | 24.10.2016   |   |   |            |       | 0                         |                                     |                                   |                                 |                            |                  |                  | #DIV/0!              | #DIV/0!                                      | #DIV/0!       | #DIV/0! |  |
| 4        | Bankura           | 27468            | 01.10.2016                                      | 05.10.2016   | 29095   | 127225  | 408        | 352   | 760                       | 94427                               | 591                               | 42859                           | 378                        | 29186            | 29334            | 1.30                 | 0.63   | 2.03          | 0.60    |  |
| 5        | Baramagar         | 76605            | 02.10.2016                                      | 06.10.2016   | 75835   | 259313  | 1842       | 1128  | 2970                      | 285748                              | 1773                              | 112812                          | 1458                       | 72923            | 90318            | 1.92                 | 0.62   | 2.34          | 1.15    |  |
| 6        | Barasat           | 78270            | 24.10.2016                                      | 28.10.2016   |   |   |            |       | 0                         |                                     |                                   |                                 |                            |                  |                  | #DIV/0!              | #DIV/0!                                      | #DIV/0!       | #DIV/0! |  |
| 7        | Basirhat          | 30594            | 24.10.2016                                      | 28.10.2016   |   |   |            |       | 0                         |                                     |                                   |                                 |                            |                  |                  | #DIV/0!              | #DIV/0!                                      | #DIV/0!       | #DIV/0! |  |
| 8        | Baruipur          | 14218            | 24.10.2016                                      | 05.10.2016   | 42356   | 163421  | 1698       | 1247  | 2945                      | 55435                               | 78                                | 25647                           | 9                          | 41584            | 44906            | 0.02                 | 0.14   | 0.18          | 1.80    |  |
| 9        | Bhatnagar         | 43238            | 01.10.2016                                      | 05.10.2016   |   |   |            |       | 0                         |                                     |                                   |                                 |                            |                  |                  | #DIV/0!              | #DIV/0!                                      | #DIV/0!       | #DIV/0! |  |
| 10       | Bhadrachwar       | 26894            | 18.10.2016                                      | 24.10.2016   |   |   |            |       | 0                         |                                     |                                   |                                 |                            |                  |                  | #DIV/0!              | #DIV/0!                                      | #DIV/0!       | #DIV/0! |  |
| 11       | Bidhanagar MC     | 67985            | 18.10.2016                                      | 22.10.2016   | 186618  | 625297  | 2198       | 1483  | 3681                      | 250740                              | 51                                | 217372                          | 38                         | 114309           | 223623           | 0.02                 | 0.02   | 0.03          | 0.59    |  |
| 12       | Burdwan           | 58105            | 17.10.2016                                      | 21.10.2016   |   |   |            |       | 0                         |                                     |                                   |                                 |                            |                  |                  | #DIV/0!              | #DIV/0!                                      | #DIV/0!       | #DIV/0! |  |
| 13       | Chandannagar MC   | 41981            | 01.10.2016                                      | 05.10.2016   | 43019   | 164209  | 26         | 46    | 72                        | 71110                               | 22                                | 47362                           | 18                         | 43019            | 57240            | 0.04                 | 0.03   | 0.05          | 0.04    |  |
| 14       | Contai            | 18410            | 20.10.2016                                      | 24.10.2016   |   |   |            |       | 0                         |                                     |                                   |                                 |                            |                  |                  | #DIV/0!              | #DIV/0!                                      | #DIV/0!       | #DIV/0! |  |
| 15       | Diamond Harbour   | 12139            | 20.10.2016                                      | 24.10.2016   |   |   |            |       | 0                         |                                     |                                   |                                 |                            |                  |                  | #DIV/0!              | #DIV/0!                                      | #DIV/0!       | #DIV/0! |  |
| 16       | Dum Dum           | 38045            | 18.10.2016                                      | 22.10.2016   | 25340   | 96667   | 18         | 271   | 289                       | 90887                               | 505                               | 38478                           | 332                        |                  |                  | 1.31                 | 0.56   | 1.99          | 0.30    |  |
| 17       | Durgapur MC       | 172575           | 18.10.2016                                      | 24.10.2016   | 42908   | 173068  | 700        | 1077  | 1777                      | 14013                               | 100                               | 11554                           | 88                         | 40788            | 55520            | 0.21                 | 0.71   | 0.23          | 1.03    |  |
| 18       | Englishbazar      | 43600            | 01.10.2016                                      | 05.10.2016   | 15625   | 60974   | 721        | 196   | 917                       | 23049                               | 11                                | 10055                           | 2                          | 15625            | 27351            | 0.01                 | 0.05   | 0.07          | 1.50    |  |
| 19       | Gayeshpur         | 14418            | 18.10.2016                                      | 22.10.2016   |   |   |            |       | 0                         |                                     |                                   |                                 |                            |                  |                  | #DIV/0!              | #DIV/0!                                      | #DIV/0!       | #DIV/0! |  |
| 20       | Halda             | 57205            | 13.10.2016                                      | 17.10.2016   | 37680   | 174287  | 23         | 85    | 108                       | 73238                               | 39                                | 43718                           | 37                         | 9363             | 51315            | 0.10                 | 0.05   | 0.10          | 0.06    |  |
| 21       | Hooghly Chinsurah | 36584            | 18.10.2016                                      | 22.10.2016   |   |   |            |       | 0                         |                                     |                                   |                                 |                            |                  |                  | #DIV/0!              | #DIV/0!                                      | #DIV/0!       | #DIV/0! |  |
| 22       | Howrah MC         | 292544           | 19.10.2016                                      | 23.10.2016   | 65510   | 19102016  | 25.10.2016 |       | 0                         |                                     |                                   |                                 |                            |                  |                  | #DIV/0!              | #DIV/0!                                      | #DIV/0!       | #DIV/0! |  |
| 23       | Jalpaiguri        | 26205            | 19.10.2016                                      | 24.10.2016   |   |   |            |       | 0                         |                                     |                                   |                                 |                            |                  |                  | #DIV/0!              | #DIV/0!                                      | #DIV/0!       | #DIV/0! |  |
| 24       | Kalyani           | 26665            | 21.10.2016                                      | 25.10.2016   |   |   |            |       | 0                         |                                     |                                   |                                 |                            |                  |                  | #DIV/0!              | #DIV/0!                                      | #DIV/0!       | #DIV/0! |  |
| 25       | Kamarkhat         | 77871            | 24.10.2016                                      | 28.10.2016   |   |   |            |       | 0                         |                                     |                                   |                                 |                            |                  |                  | #DIV/0!              | #DIV/0!                                      | #DIV/0!       | #DIV/0! |  |
| 26       | Kharagpur         | 65302            | 01.10.2016                                      | 05.10.2016   |   |   |            |       | 0                         |                                     |                                   |                                 |                            |                  |                  | #DIV/0!              | #DIV/0!                                      | #DIV/0!       | #DIV/0! |  |
| 27       | Khurdah           | 24694            | 18.10.2016                                      | 22.10.2016   |   |   |            |       | 0                         |                                     |                                   |                                 |                            |                  |                  | #DIV/0!              | #DIV/0!                                      | #DIV/0!       | #DIV/0! |  |
| 28       | Maheshala         | 103813           | 20.10.2016                                      | 24.10.2016   |   |   |            |       | 0                         |                                     |                                   |                                 |                            |                  |                  | #DIV/0!              | #DIV/0!                                      | #DIV/0!       | #DIV/0! |  |
| 29       | Nabadvip          | 30885            | 20.10.2016                                      | 24.10.2016   |   |   |            |       | 0                         |                                     |                                   |                                 |                            |                  |                  | #DIV/0!              | #DIV/0!                                      | #DIV/0!       | #DIV/0! |  |
| 30       | Nahalan           | 9596             | 01.10.2016                                      | 05.10.2016   | 9252  | 41445   | 5          | 1     | 6                         | 26117                               | 20                                | 10139                           | 20                         | 11412            | 15692            | 0.22                 | 0.08   | 0.22          | 0.01    |  |
| 31       | North DumDum      | 67500            | 18.10.2016                                      | 22.10.2016   | 68985   | 239386  | 591        | 216   | 807                       | 270984                              | 2325                              | 34359                           | 1794                       | 50242            | 87339            | 2.60                 | 0.86   | 3.37          | 0.31    |  |
| 32       | Pandari           | 102000           | 17.10.2016                                      | 21.10.2016   |   |   |            |       | 0                         |                                     |                                   |                                 |                            |                  |                  | #DIV/0!              | #DIV/0!                                      | #DIV/0!       | #DIV/0! |  |
| 33       | Rajpur Sonarpur   | 103588           | 20.10.2016                                      | 24.10.2016   |   |   |            |       | 0                         |                                     |                                   |                                 |                            |                  |                  | #DIV/0!              | #DIV/0!                                      | #DIV/0!       | #DIV/0! |  |
| 34       | Rajpur Sonarpur   | 8560             | 24.10.2016                                      | 28.10.2016   |   |   |            |       | 0                         |                                     |                                   |                                 |                            |                  |                  | #DIV/0!              | #DIV/0!                                      | #DIV/0!       | #DIV/0! |  |
| 35       | Ranaghat          | 19560            | 24.10.2016                                      | 28.10.2016   |   |   |            |       | 0                         |                                     |                                   |                                 |                            |                  |                  | #DIV/0!              | #DIV/0!                                      | #DIV/0!       | #DIV/0! |  |
| 36       | Scrapmore         | 42885            | 22.10.2016                                      | 26.10.2016   |   |   |            |       | 0                         |                                     |                                   |                                 |                            |                  |                  | #DIV/0!              | #DIV/0!                                      | #DIV/0!       | #DIV/0! |  |
| 37       | Siliguri MC       | 114258           | 21.10.2016                                      | 25.10.2016   |   |   |            |       | 0                         |                                     |                                   |                                 |                            |                  |                  | #DIV/0!              | #DIV/0!                                      | #DIV/0!       | #DIV/0! |  |
| 38       | South DumDum      | 104026           | 18.10.2016                                      | 22.10.2016   | 103368  | 405864  | 667        | 874   | 1541                      | 206906                              | 4327                              | 6129                            | 1108                       | 103655           | 126673           | 1.07                 | 2.09   | 4.19          | 0.38    |  |
| 39       | Suri              | 18334            | 01.10.2016                                      | 05.10.2016   | 18652   | 75095   | 3          | 9     | 12                        | 64471                               | 0                                 | 37473                           | 0                          | 19738            | 27862            | 0.00                 | 0.00   | 0.00          | 0.02    |  |
| 40       | Tugach            | 19481            | 20.10.2016                                      | 25.10.2016   |   |   |            |       | 0                         |                                     |                                   |                                 |                            |                  |                  | #DIV/0!              | #DIV/0!                                      | #DIV/0!       | #DIV/0! |  |
| 41       | Uttarpara Konung  | 39860            | 18.10.2016                                      | 22.10.2016   |   |   |            |       | 0                         |                                     |                                   |                                 |                            |                  |                  | #DIV/0!              | #DIV/0!                                      | #DIV/0!       | #DIV/0! |  |
| Total => |                   | 2639070          |   |  | 780490  | 3015802   | 9122       | 7866  | 16988                     | 1857057                             | 11763                             | 700978                          | 6549                       | 631175           | 954205           | 0.84                 | 0.63   | 1.51          | 0.56    |  |







18.11  
Cabinet meeting

Dengue.

| 2012 |       | 2013 |      | 2014 |      | 2015 |      | 2016 |       |    |
|------|-------|------|------|------|------|------|------|------|-------|----|
| CASE | DEATH |      |      |      |      |      |      |      |       |    |
| 689  | 65    | 11   | 5920 | 6    | 3934 | 4    | 8516 | 14   | 11069 | 28 |

Govd. -08 PVT- 20.

|      | Sample | DC-1 | 2  | 3  | 4 |
|------|--------|------|----|----|---|
| 2015 | 154    | 16   | 30 | 99 | 7 |

IEC Actual intervention.

Mid Term.  
Long term

Dumpy grounds.  
Larvicide  
Insecticide  
Market Place

RAT

Meeting of Chairman. Thursday.

## **Municipal Affairs Department**

### **A report on Prevention of Vector Borne Diseases in Urban Areas**

- The Hon'ble Chief Minister hold a meeting on 08.02.2016 and 02.08.2016 on Prevention of Vector Borne Diseases i.e. Dengue / Malaria in Urban areas.
- Following to the meeting of Hon'ble Chief Minister, the Chief Secretary convened a meeting on 08.03.2016 with Municipal Affairs Department and Health and FW Department regarding preparedness to control dengue.
- Chief Secretary hold a meeting on 08.04.2016 with GOI & other officials, Municipal Affairs Department and Health and FW Department for interdepartmental co-ordination and on 04.08.2016 & 21.09.2016 to follow up the progress.
- Principal Secretary, Department of Municipal Affairs hold a meeting on 29.03.2016 with the ULBs.
- 41 ULBs have been identified as high risk ULBs by the Department of Health & Family Welfare.
- Training of trainers conducted on 16.02.2016 for identified persons of those 41 ULBs. Technical training had been imparted by the official of Health and FW Department.
- The trainers of ULB organized training at the ULB level for the field volunteers and supervisors wherein technical input provided by District Health.
- All the 41 ULBs have submitted micro plan and started house to house visit for consecutive five days in a month w.e.f. April, 2016.
- Printing of leaflet done by SUDA centrally and delivered to the ULBs.
- Monitoring officials of SUDA visited ULBs (either separately or along with official of Health & Family Welfare Department) during / after house to house visit.
- ACMOHs are the Nodal Officer from Health and FW Department.
- After completion of each round of house to house visit ACMOH concerned and Health Officer of ULB shall analyse the team-wise data and to suggest corrective steps required before implementation of next round. Furthermore, short evaluation note under the joint signature of ACMOH and Health Officer are to be made available with State NVBDPC cell of Health and FW Department through Dy. CMOH-II. ULB send a report as per format provided by Health and FW Department to SUDA for onward submission to Health and FW Department.
- Meeting convened by the Secretary, Municipal Affairs Department with respective DM and Mayor / Chairpersons of all the ULBs.



- Performance of house to house visit in 41 ULBs during the month of April to September, 2016 are appended below :

| No. of Household | No. of Household covered by House to House Team | No. of Household Member | No. of Fever Cases with joint pain | Environmental Management  |                                    |                                   |                                 |
|------------------|---|-------------------------|------------------------------------|---------------------------|------------------------------------|-----------------------------------|---------------------------------|
|                  |   |                         |                                    | No. of Container Examined | No. of Container where larve found | No. of Container cleaned & rubbed | No. of House Positive for Larva |
| 2630070          | 2645970   | 10378842                | 256764                             | 26869194                  | 236167                             | 8892319                           | 145245                          |

- Advertisement matter for IEC has been provided by Department of Municipal Affairs.
- Fever camps organized in the ULBs and blood samples are collected as advised by the Doctor and sent for dengue test in the Government and Municipal run laboratory.
- Solid waste and drains are being cleaned by the ULB at regular interval.
- Ward Councillors, field volunteers, supervisors, conservancy staff are in regular vigil for cleanliness of the houses & peri-domestic areas as well as larvae identification and source reduction. Community members are also involved in such operation.
- Health Camps organized in 125 ULBs and will be completed by September, 2016. Rs. 17.56 Lakh provided by Health & Family Welfare FW Department.
- A special Cleanlines Drive organized in 125 ULBs from 29.08.2016 to 05.09.2016 for which Rs. 1317.72 Lakh provided by Municipal Affairs Department.
- Fund of Rs. 525.75 Lakh provided by Health & Family Welfare FW Department released to 41 ULBs for House to House visit upto October, 2016.
- Rs. 492.36 Lakh released to all ULBs for procurement of Larvicide & IEC
- Additional fund of Rs. 30.07 lakh released to Bidhan nagar and Durgapur Municipal corporation for procurement of ELISA and Fogging Machine

## Prevention & Control of Dengue – A report w.r.t. Bidhannagar MC, Howrah MC, Baranagar, Dum Dum, North Dum Dum, South Dum Dum and Serampore Municipality

Officials of SUDA visited the said ULBs mostly in weekly frequency and even twice weekly in some of the ULBs. The visits were made with the ULB officials and workers (conservancy worker and larvicidal sprayer) and it most of the time along with District and State Health Officials. The concerned Councillors were also present.

- All the seven ULBs are continuing with house to house visit five days at a stretch in a month w.e.f. April, 2016.
- Furthermore, Health workers pay weekly house to house visit for source reduction and awareness generation in high risk wards / places for rest of the month.
- House to house visit have been completed by the Bidhannagar, Baranagar & North Dum Dum for the month of October, 2016. Report of last three months i.e. August to October, 2016 is enclosed at **Annexure – I**.
- Porichhanta Soptah w.e.f. 29.08.2016 to 05.09.2016 was observed by the ULBs for ward-wise awareness generation, cleaning of drains, water bodies, collection of solid waste, use of compactors and organization of Health camp. Fund of Rs. 1317.72 lakh were provided to all the ULBs of West Bengal.
- Furthermore, Secretary, Municipal Affairs Department issued a letter to the ULBs w.r.t. sustenance of such cleanliness activity till puja.
- Fever Clinic run by the ULBs given in **Annexure – II**.
- Health check up camps are also being organized in the ULBs. Involving additional Doctors, Lab. Technician, Nurses and other support staff. No. of Doctors involved given in **Annexure – II**.
- Additional fund have been released by the Department of Municipal Affairs for purchase of Elisa & Fogging machine by Bidhannagar, procurement of larvicide by Serampore Municipality.
- Coordinated effort of Health, conservancy and sanitary sectors of the ULBs are continuing to deal with cleanliness, source reduction of larvae, awareness generation, case detection and treatment.



**Prevention & Control of Dengue / Chikunguniya**  
Status on functioning of fever clinic during 03.10.16 to 17.10.16

| Sl. No. | Name of ULBs   | Status on functioning of fever clinic during 03.10.16 to 17.10.16 |                                    |  |                                      |                                    | No. of cases found dengue positive |
|---------|----------------|---|------------------------------------|--|--------------------------------------|------------------------------------|------------------------------------|
|         |                | No. of fever clinic   | No. of fever cases attended clinic | No. of fever cases advised for dengue test | No. of fever cases tested for dengue | No. of cases found dengue positive |                                    |
| 1       | Bidhannagar MC | 122   | 809                                | 291  | 291                                  | 88                                 |                                    |
| 2       | Howrah MC      | 59  | 176                                | 176  | 176                                  | Nil                                |                                    |
| 3       | Baranagar      | 25  | 181                                | 93   | CC                                   | 30                                 |                                    |
| 4       | Dum Dum        | 25  | 222                                | 176  | 116                                  | 38                                 |                                    |
| 5       | North Dum Dum  | 44  | 30                                 | 12   | -                                    | -                                  |                                    |
| 6       | South Dum Dum  | 116   | 126                                | 60   | 47                                   | Nil                                |                                    |
| 7       | Serampore      | 13  | 44                                 | 9  | 9                                    | NA                                 |                                    |

**Prevention & Control of Dengue / Chikunguniya**  
Report of House to House visit for the Month of August to October, 2016

| Sl. No. | Name of ULBs   | No. of Fever Cases with joint pain |       |      | No. of Container where larve found |       |      | No. of House Positive for Larva |       |      | No. of Doctors involved |             |
|---------|----------------|------------------------------------|-------|------|------------------------------------|-------|------|---------------------------------|-------|------|-------------------------|-------------|
|         |                | Aug.                               | Sept. | Oct. | Aug.                               | Sept. | Oct. | Aug.                            | Sept. | Oct. | Under NUHM              | Under UPHCS |
| 1       | Bidhannagar MC | 3889                               | 4450  | 3681 | 1309                               | 216   | 51   | 615                             | 202   | 38   | 11                      | 9           |
| 2       | Howrah MC      | 2848                               | 2652  |      | 2853                               | 1420  |      | 2041                            | 1074  |      | 4                       | 23          |
| 3       | Baranagar      | 3829                               | 3747  | 2970 | 3396                               | 1882  | 1773 | 2460                            | 1376  | 1458 | 4                       | 3           |
| 4       | Dum Dum        | 847                                | 871   | 289  | 366                                | 555   | 505  | 301                             | 239   | 332  | 4                       | 3           |
| 5       | North Dum Dum  | 1686                               | 807   | 735  | 2468                               | 2325  | 1651 | 1844                            | 1794  | 1112 | 5                       | 2           |
| 6       | South Dum Dum  | 2981                               | 2993  | 1541 | 16260                              | 10440 | 4327 | 8365                            | 3768  | 1108 | 16                      | 12          |
| 7       | Serampore      | 1011                               | 394   |      | 634                                | 227   |      | 634                             | 227   |      | 4                       | 7           |

Howrah = House to house visit - 19 to 25 Octobr, 16

Serampore = House to house visit - 22 to 26 Octobr, 16



## **Municipal Affairs Department**

### **A report on Prevention of Vector Borne Diseases in Urban Areas**

- The Hon'ble Chief Minister hold a meeting on 08.02.2016 and 02.08.2016 on Prevention of Vector Borne Diseases i.e. Dengue / Malaria in Urban areas.
- Following to the meeting of Hon'ble Chief Minister, the Chief Secretary convened a meeting on 08.03.2016 with Municipal Affairs Department and Health and FW Department regarding preparedness to control dengue.
- Chief Secretary hold a meeting on 08.04.2016 with GOI & other officials, Municipal Affairs Department and Health and FW Department for interdepartmental co-ordination and on 04.08.2016 & 21.09.2016 to follow up the progress.
- Principal Secretary, Department of Municipal Affairs hold a meeting on 29.03.2016 with the ULBs.
- 41 ULBs have been identified as high risk ULBs by the Department of Health & Family Welfare.
- Training of trainers conducted on 16.02.2016 for identified persons of those 41 ULBs. Technical training had been imparted by the official of Health and FW Department.
- The trainers of ULB organized training at the ULB level for the field volunteers and supervisors wherein technical input provided by District Health.
- All the 41 ULBs have submitted micro plan and started house to house visit for consecutive five days in a month w.e.f. April, 2016.
- Printing of leaflet done by SUDA centrally and delivered to the ULBs.
- Monitoring officials of SUDA visited ULBs (either separately or along with official of Health & Family Welfare Department) during / after house to house visit.
- ACMOHs are the Nodal Officer from Health and FW Department.
- After completion of each round of house to house visit ACMOH concerned and Health Officer of ULB shall analyse the team-wise data and to suggest corrective steps required before implementation of next round. Furthermore, short evaluation note under the joint signature of ACMOH and Health Officer are to be made available with State NVBDCP cell of Health and FW Department through Dy. CMOH-II. ULB send a report as per format provided by Health and FW Department to SUDA for onward submission to Health and FW Department.
- Meeting convened by the Secretary, Municipal Affairs Department with respective DM and Mayor / Chairpersons of all the ULBs.

**Contd. to P-2.**

- Performance of house to house visit in 41 ULBs during the month of April to September, 2016 are appended below :

| No. of Household | No. of Household covered by House to House Team | No. of Household Member | No. of Fever Cases with joint pain | Environmental Management  |                                    |                                   |                                 |
|------------------|---|-------------------------|------------------------------------|---------------------------|------------------------------------|-----------------------------------|---------------------------------|
|                  |   |                         |                                    | No. of Container Examined | No. of Container where larve found | No. of Container cleaned & rubbed | No. of House Positive for Larva |
| 2630070          | 2645970   | 10378842                | 256764                             | 26869194                  | 236167                             | 8892319                           | 145245                          |

- Advertisement matter for IEC has been provided by Department of Municipal Affairs.
- Fever camps organized in the ULBs and blood samples are collected as advised by the Doctor and sent for dengue test in the Government and Municipal run laboratory.
- Solid waste and drains are being cleaned by the ULB at regular interval.
- Ward Councillors, field volunteers, supervisors, conservancy staff are in regular vigil for cleanliness of the houses & peri-domestic areas as well as larvae identification and source reduction. Community members are also involved in such operation.
- Health Camps organized in 125 ULBs and will be completed by September, 2016. Rs. 17.56 Lakh provided by Health & Family Welfare FW Department.
- A special Cleanliness Drive organized in 125 ULBs from 29.08.2016 to 05.09.2016 for which Rs. 1317.72 Lakh provided by Municipal Affairs Department.
- Fund of Rs. 525.75 Lakh provided by Health & Family Welfare FW Department released to 41 ULBs for House to House visit upto October, 2016.
- Rs. 492.36 Lakh released to all ULBs for procurement of Larvicide & IEC
- Additional fund of Rs. 30.07 lakh released to Bidhan nagar and Durgapur Municipal corporation for procurement of ELISA and Fogging Machine



**Prevention & Control of Dengue – A report w.r.t. Bidhannagar MC, Howrah MC, Baranagar, Dum Dum, North Dum Dum, South Dum Dum and Serampore Municipality**

Officials of SUDA visited the said ULBs mostly in weekly frequency and even twice weekly in some of the ULBs – given at **Annexure – I**. The visits were made with the ULB officials and workers (conservancy worker and larvicidal sprayer) and it most of the time along with District and State Health Officials. The concerned Councillors were also present.

- All the seven ULBs are continuing with house to house visit five days at a stretch in a month w.e.f. April, 2016.
- Furthermore, Health workers pay weekly house to house visit for source reduction and awareness generation in high risk wards / places for rest of the month.
- House to house visit have been completed by the Bidhannagar, Baranagar & North Dum Dum for the month of October, 2016. Report of last three months i.e. August to October, 2016 is enclosed at **Annexure – II**.
- Porichhanta Soptah w.e.f. 29.08.2016 to 05.09.2016 was observed by the ULBs for ward-wise awareness generation, cleaning of drains, water bodies, collection of solid waste, use of compactors and organization of Health camp. Fund of Rs. 1317.72 lakh were provided to all the ULBs of West Bengal.
- Furthermore, Secretary, Municipal Affairs Department issued a letter to the ULBs w.r.t. sustenance of such cleanliness activity till puja.
- Fever Clinic run by the ULBs given in **Annexure – III**.
- Health check up camps are also being organized in the ULBs. Involving additional Doctors, Lab. Technician, Nurses and other support staff. NO. of Doctors involved given in **Annexure – II**.
- Additional fund have been released by the Department of Municipal Affairs for purchase of Elisa & Fogging machine by Bidhannagar, procurement of larvicide by Serampore Municipality.
- Coordinated effort of Health, conservancy and sanitary sectors of the ULBs are continuing to deal with cleanliness, source reduction of larvae, awareness generation, case detection and treatment.

**Prevention & Control of Dengue / Chikunguniya**  
**Status on functioning of fever clinic during 03.10.16 to 17.10.16**

| Sl. No. | Name of ULBs   | Status on functioning of fever clinic during 03.10.16 to 17.10.16 |                                    |  |                                      |                                    |  |
|---------|----------------|---|------------------------------------|--|--------------------------------------|------------------------------------|--|
|         |                | No. of fever clinic   | No. of fever cases attended clinic | No. of fever cases advised for dengue test | No. of fever cases tested for dengue | No. of cases found dengue positive |  |
| 1       | Bidhannagar MC |   |                                    |  |                                      | 88                                 |  |
| 2       | Howrah MC      | 59  | 176                                | 176  | 176                                  | NIB                                |  |
| 3       | Baranagar      |   |                                    |  |                                      |                                    |  |
| 4       | Dum Dum        | 25  | 222                                | 176  | 116                                  | 38                                 |  |
| 5       | North Dum Dum  | 44  | 30                                 | 12   | —                                    | —                                  |  |
| 6       | South Dum Dum  | 116   | 126                                | 60   | 47                                   | Nil                                |  |
| 7       | Serampore      | 13  | 44                                 | 9  | 9                                    | NA                                 |  |



**Prevention & Control of Dengue / Chikunguniya**  
Report of House to House visit for the Month of August to October, 2016

| Sl. No. | Name of ULBs   | No. of Fever Cases with joint pain |       |      | No. of Container where larve found |       |      | No. of House Positive for Larva |       |      | No. of Doctors involved |             |
|---------|----------------|------------------------------------|-------|------|------------------------------------|-------|------|---------------------------------|-------|------|-------------------------|-------------|
|         |                | Aug.                               | Sept. | Oct. | Aug.                               | Sept. | Oct. | Aug.                            | Sept. | Oct. | Under NUHM              | Under UPHCS |
| 1       | Bidhannagar MC | 3889                               | 4450  | 3681 | 1309                               | 216   | 51   | 615                             | 202   | 38   | 11                      | 9           |
| 2       | Howrah MC      | 2848                               | 2652  |      | 2853                               | 1420  |      | 2041                            | 1074  |      | 4                       | 23          |
| 3       | Baranagar      | 3829                               | 3747  | 2970 | 3396                               | 1882  | 1773 | 2460                            | 1376  | 1458 | 4                       | 3           |
| 4       | Dum Dum        | 847                                | 871   | 289  | 366                                | 555   | 505  | 301                             | 239   | 332  | 4                       | 3           |
| 5       | North Dum Dum  | 1686                               | 807   | 735  | 2468                               | 2325  | 1651 | 1844                            | 1794  | 1112 | 5                       | 2           |
| 6       | South Dum Dum  | 2981                               | 2993  |      | 16260                              | 10440 |      | 8365                            | 3768  |      | 16                      | 12          |
| 7       | Serampore      | 1011                               | 394   |      | 634                                | 227   |      | 634                             | 227   |      | 4                       | 7           |

Howrah = House to house visit - 19 to 25 Octobr, 16

Serampore = House to house visit - 22 to 26 Octobr, 16

**Prevention & Control of Dengue / Chikunguniya**  
Last three visits in ULBs by Official of SUDA

| Sl. No. | Name of ULBs   | Last three visits by Official of SUDA |
|---------|----------------|---------------------------------------|
| 1       | Bidhannagar MC | 22.09.2016, 03.10.2016, 18.10.2016    |
| 2       | Howrah MC      | 19.09.2016, 27.09.2016, 03.10.2016    |
| 3       | Baranagar      | 19.09.2016, 28.09.2016, 18.10.2016    |
| 4       | Dum Dum        | 20.09.2016, 27.09.2016, 18.10.2016    |
| 5       | North Dum Dum  | 26.09.2016, 04.10.2016, 19.10.2016    |
| 6       | South Dum Dum  | 26.09.2016, 04.10.2016, 19.10.2016    |
| 7       | Serampore      | 20.09.2016, 29.09.2016, 04.10.2016    |

**Prevention & Control of Dengue – A report w.r.t. South Dum Dum, Dum Dum, Serampore Municipality and Bidhannagar Municipal Corporation**

Officials of SUDA visited the said ULBs mostly in weekly frequency and even twice weekly in some of the ULBs. The visits were made with the ULB officials and workers (conservancy worker and larvicidal sprayer) and it most of the time along with District and State Health Officials. The concerned Councillors were also present.

- All the four ULBs are continuing with house to house visit five days at a stretch in a month w.e.f. April, 2016.
- Furthermore, Health workers pay weekly house to house visit for source reduction and awareness generation in high risk wards / places for rest of the month.
- House to house visit have been completed by the said ULBs for the month of September, 2016.
- As per decision of Health & Family Welfare Department, house to house visit to be continued in the month of October, 2016 also.
- Porichhanta Soptah w.e.f. 29.08.2016 to 05.09.2016 was observed by the ULBs for ward-wise awareness generation, cleaning of drains, water bodies, collection of solid waste, use of compactors and organization of Health camp. Fund of Rs. 1317.62 lakh were provided to all the ULBs of West Bengal.
- Furthermore, Secretary, Municipal Affairs Department issued a letter to the ULBs w.r.t. sustenance of such cleanliness activity till puja.
- Fever Clinic run by the four ULBs and blood sample collected for dengue testing.

|               |   |  |
|---------------|---|--|
| South Dum Dum | 12 nos. daily                               | Number of attending fever cases are reducing at large. |
| Dum Dum       | 02 nos. daily                               |  |
| Serampore     | 05 nos. daily                               |  |
| Bidhannagar   | 11 nos. daily and in 05 nos. – twice weekly |  |

- Health check up camps are also being organized in the ULBs. Involving additional Doctors, Lab. Technician, Nurses and other support staff.
- Additional fund have been released by the Department of Municipal Affairs for purchase of Elisa & Fogging machine by Bidhannagar, procurement of larvicide by Serampore Municipality.
- Coordinated effort of Health, conservancy and sanitary sectors of the ULBs are continuing to deal with cleanliness, source reduction of larvae, awareness generation, case detection and treatment.



**Death Line List of Dengue for 2016 - West Bengal (up to 31.08.2016)**

| Sl. No. | Name of Patient      | Age | Sex | Address   | District                 | Block/<br>Municipality           | Serological Details  | Hospitalization Details   | Govt. of<br>WB/Others |
|---------|----------------------|-----|-----|---|--------------------------|----------------------------------|--|---|-----------------------|
| 12      | Diha Das             | 10  | F   | C/o. Dilip Das, Vill: Shantinagar, P. O. Nowdhanga, P. S. Bidhanagar (S), N-24 PGS, BMC-36, Phone-> No.9903043635 | North 24 pgs             | Bidhanagar Municipal Corporation | IgM ELISA Positive on 06.08.2016   | Admitted at Dr. B. C Ray PGIPS on 03.08.2016 at 12.46 Hours. Initially Igm was found at B. C Ray and was found to be negative on 04.08.2016. Sample was sent to outside on 05.08.2016 due to strong suspicion. Test result received on 06.08.2016 and found to be Positive. The patient died on 07.08.2016 at 8.15 AM due to Fulminating Hepatitis, with DHF & DSS. | Govt. of WB           |
| 13      | Kanika Sutrachar     | 42  | F   | W/o. Nirmal K. Sutrachar, 67/A Diresnagar, Mukundapur, Purba Jhadeypur (as reported from hosp)                    | Kolkata                  | KMC                              | NA   | Admitted at K.P.C Medical College on 03.08.2016 and died on 04.08.2016 at 8.00 PM due to DHF with DSS and Hepatic Failure   | Pt.                   |
| 14      | Pranati Bhattacharya | 59  | F   | 398/1/B, MNK Road (South), P. S. Baranagar, Kol-36  | North 24 pgs             | Baranagar Municipality           | Her NS1 ELISA was found positive at Clinical Laboratory Kol-5 on 01.08.16.             | Admitted at Bineyak Hospital, Kol-50 on 02.08.16. Died due to DSS on 04.08.16 at 10.25 am at Bineyak Hospital, Kol-50.  | Pt.                   |
| 15      | Rina Chakraborty     | 58  | F   | Vill-Uttar Pratapgarh, Birati, PO+P-S-Nimta   | North 24 pgs             | North Dum Dum Municipality       | Her NS1 ELISA was found positive at NICED on 10.08.16.                                 | Admitted at NRSMCH on 11.08.16 at 1.39 am. Died due to DSS with Malaria on 11.08.16 at 9.45 am at NRSMCH.   | Govt. of WB           |
| 16      | Baby Rani Biswas     | 56  | F   | Mandalpara, PO-Matudaham, P.S-Gaighata  | North 24 pgs             | Gaighata                         | Her blood sample was tested by MAC ELISA on 13.08.16 and found positive at Barasat DH. | Admitted to J.R.Dhar Hospital, Bongaon on 11.08.16 at 8.54 am; later referred out and admitted to RGKMCH on 12.08.16 at 9.49 pm; Died due to Dengue fever with severe thrombocytopenia with sepsis on 13.08.16 at 12.10 am at RGKMCH.   | Govt. of WB           |
| 17      | Chaitali Ganguly     | 32  | F   | Pukurkona, Ballypara, PO-Bira   | North 24 pgs             | Habra II                         | Her NS1 ELISA was found positive at ILS Hospital, DumDum.                              | Admitted at ILS Hospital, DumDum on 10.08.16 at 12.01 am. Died due to DSS with Multi-organ dysfunction syndrome on 14.08.16 at 2.00 am at ILS Hospital, DumDum.   | Pt.                   |
| 18      | Rumtan Ghosh         | 23  | M   | S/o. Ranjit Ghosh, Ghoshpara, Deshbandunagar, P. S. Baguhati  | North 24 pgs             | Bidhanagar Municipal Corporation | His NS1 ELISA was found positive when he was admitted in Swasti Nursing Home.          | Admitted at AMRI, Saltlake on 10.08.16. Died due to dengue on 10.08.16 at AMRI, Saltlake.   | Pt.                   |
| 19      | Gita Banerjee        | 55  | F   | 271/1, Purba Sirinnee Road, Madhugah, P. S. - Dumdum, DUMDUM WEST BENGAL Phcode :700030                           | North 24 pgs             | South Dum Dum Municipality       | Her MAC ELISA was found positive at Medica Superspecialty Hospital on 15.08.16         | Admitted at Medica Superspecialty Hospital on 14.08.16. Died due to severe Dengue fever with Multi-organ dysfunction syndrome on 16.08.16 at 6.30 am at Medica Superspecialty Hospital.   | Pt.                   |
| 20      | Ajanta Mandal        | 65  | F   | 63 A Hartamagar, P. O. Bangur Avenue, P. S. Dumdum, Kolkata-700055  | North 24 pgs             | South Dum Dum Municipality       | Her MAC ELISA was found positive at Woodland Hospital                                  | Admitted at Woodland Hospital on 18.08.16. Died due to Dengue on 19.08.16 at Woodland Hospital.   | Pt.                   |
| 21      | Sk. Salim Ali        | 18  | M   | C/o Sk. Rashed Ali, Kismat Kanupat, P. O. - Kanupat, Udaynarayanpur   | Howrah                   | Udaynarayanpur                   | His MAC ELISA was positive   | Admitted in CNMCH on 18.08.2016. Died there on 20.08.2016   | Govt. of WB           |
| 22      | Joydev Pramanik      | 75  | M   | 35/1/1 Chandralala Main Road, Siriy (address to be verified)  | Kolkata (to be verified) | Siriy                            | His NS-1 ELISA was found positive in CMRI Hospital                                     | Admitted in CMRI Hospital on 20.08.2016. Died there on 22.08.2016   | Pt.                   |
| 23      | Puspa Mandal         | 65  | F   | 61/B, Bidhan Park, PO & P.S. Barasat  | North 24 pgs             | Barasat Municipality             | Her NS-1 ELISA was found positive in Suraksha Lab                                      | Admitted in Ruby General Hospital on 23.08.2016. Died there on 25.08.2016   | Pt.                   |
| 24      | Tapas Pradhan        | 22  | M   | Newtown   | North 24 pgs             | Rajshahi Block                   | His NS-1 ELISA was found positive in ICMR Virus Unit, Kolkata                          | Admitted to IDBG Hospital, Kolkata on 28.08.2016 and died there on 27.08.2016 due to cardio-respiratory failure in a case of dengue fever   | Govt. of WB           |
| 25      | Jogmaya Sapui        | 70  | F   | Tapurghata, PO- Newdhanga, PS-Tijjala (to be verified)  | Kolkata                  | KMC (to be verified)             | Her Igm ELISA was found positive in ICMR Virus Unit, Kolkata                           | Admitted to IDBG Hospital, Kolkata on 23.08.2016 and died there on 29.08.2016 due to multi-organ failure in a case of DHF with Type-2 DM  | Govt. of WB           |

**Death Line List of Dengue for 2016 - West Bengal (up to 31.08.2016)**

| Sl. No. | Name of Patient       | Age | Sex | Address   | District     | Block/<br>Municipality           | Serological Details   | Hospitalization Details   | Govt. of<br>WB/Others |
|---------|-----------------------|-----|-----|---|--------------|----------------------------------|---|---|-----------------------|
| 1       | Soma Naskar           | 38  | F   | RD-3/1, Raghunathpur, Baguiati, Kol-59  | North 24 pgs | Bidhanagar Municipal Corporation | Her MAC ELISA was found positive at Dr. Lal Path Lab on 18.06.16.                   | Admitted at New Avenue Nursing Home on 15.06.16 at 10.45 AM. Died due to dengue on 22.06.16 at 1.25 pm at New Avenue Nursing Home.                          | Pvt.                  |
| 2       | Sujata Dutta          | 52  | F   | Madral Vivekananda Pally, Jagaddal, Pin-743126  | North 24 pgs | Bhatpara Municipality            | Her MAC ELISA was found positive at Zenith Superspecialty Hospital on 26.07.16      | Admitted at Zenith Superspecialty Hospital on 22.07.16 at 2.20 PM. Died due to dengue on 28.07.16 at 7.00 am at Zenith Superspecialty Hospital.             | Pvt.                  |
| 3       | SHILA SIKDER          | 48  | F   | 12 RAFI AHMED KIDWAI RD, PS-DUMDUM GORABAZAR KOLKATA PIN - 700055<br>PH - 91-9836352672, 91-2550-4879                           | North 24 pgs | South Dum Dum Municipality       | Her MAC ELISA was found positive at Apollo Gleneagles Hospital on 28.07.16          | Admitted at Apollo Gleneagles Hospital on 28.07.16 at 6.47 PM. Died due to dengue on 30.07.16 at 7.50 am at Apollo Gleneagles Hospital.                     | Pvt.                  |
| 4       | BIBOSWAN GUHATHAKURTA | 8   | M   | BD - 159, SECTOR - I, SALT LAKE CITY,<br>PS- BIDHAN NAGAR NORTH KOLKATA PIN - 700064<br>PH - 91-9007483617                      | North 24 pgs | Bidhanagar Municipal Corporation | His MAC ELISA was found positive at Apollo Gleneagles Hospital on 30.07.16          | Admitted at Apollo Gleneagles Hospital on 30.07.16 at 10.14 AM. Died due to dengue on 31.07.16 at 9.35 am at Apollo Gleneagles Hospital.                    | Pvt.                  |
| 5       | PURBITA HAZRA         | 5   | F   | 63 R N GUHA ROAD RANIKUTIHR PS-DUM DUM KOLKATA PIN - 700028<br>PH - 91-9007076549   | North 24 pgs | South Dum Dum Municipality       | Her MAC ELISA was found positive at Apollo Gleneagles Hospital on 25.07.16          | Admitted at Apollo Gleneagles Hospital on 24.07.16 at 10.57 PM. Died due to dengue on 31.07.16 at 11.58 am at Apollo Gleneagles Hospital.                   | Pvt.                  |
| 6       | PAMPA BHATTACHARJEE   | 29  | F   | 51 KRISHNAPUR ROAD PS-DUMDUM KOLKATA PIN - 700028<br>PH - 9748890644, 91-8051081901   | North 24 pgs | South Dum Dum Municipality       | Her MAC ELISA was found positive at Apollo Gleneagles Hospital on 18.07.16          | Admitted at Apollo Gleneagles Hospital on 14.07.16 at 10.23 PM. Died due to dengue on 01.08.16 at 9.50 am at Apollo Gleneagles Hospital.                    | Pvt.                  |
| 7       | Tutuli Ghosh          | 39  | F   | 80/C A K Mukherjee Road, Noapara, Baranagar, Kol-90   | North 24 pgs | Baranagar Municipality           | Her MAC ELISA was found positive at Zenith Superspecialty Hospital on 28.07.16      | Admitted at Zenith Superspecialty Hospital on 27.07.16 at 12.40 PM. Died due to dengue on 28.07.16 at 6.35 pm at Zenith Superspecialty Hospital.            | Pvt.                  |
| 8       | Fahim Ahmed           | 22  | M   | 42/1, Jolapara Masjid Lane, Howrah-1  | Howrah       | Howrah Municipal Corporation     | His NS1 ELISA was found positive at Bellona Nursing Home & Diag. Centre on 02.08.16 | Admitted at Bellona Nursing Home & Diag. Centre on 01.08.16. Died due to dengue on 02.08.16 at 5.45 pm at Bellona Nursing Home & Diag. Centre.              | Pvt.                  |
| 9       | Arfa Khatoon          | 21  | F   | 108, K. B. 1st Lane, Kolkata-700011, P. S. Narkeldanga. As per investigation report of KMC - a case of Mathurapur, South 24 Pgs | South 24 pgs | Mathurapur                       | His MAC ELISA was found positive at Apollo Gleneagles Hospital on 23.07.16          | Admitted at Royd Nursing Home & Health Care Ltd. on 23.07.16 at 9.30 pm. Died due to dengue on 25.07.16 at 11.45 pm at Royd Nursing Home & Health Care Ltd. | Pvt.                  |
| 10      | Gourab Saha           | 20  | M   | c/o Ganesh Saha, 22 Aiyar Nagar, PS-DumDum  | North 24 pgs | South Dum Dum Municipality       | His NS1 ELISA was found positive at South DumDum Municipality Lab.                  | Admitted at ID & BG on 02.08.16 at 1.28 PM. Died due to dengue on 04.08.16 at 2.00 pm at ID & BG.   | Govt. of WB           |
| 11      | Sakti Rakibul Islam   | 27  | M   | S/o Sakti Anarui Amin Vill - Deshainpur, Haripur PS- Suri, Dist- Birbhum  | Birbhum      | Suri II                          | His MAC ELISA was found positive at Suri DH(SSL) on 05.08.16.                       | Admitted at Suri DH(SSL) on 04.08.16 at 4.40 PM. Died due to dengue on 05.08.16 at 11.05 am at Suri DH(SSL).  | Govt. of WB           |

## Week wise district wise Dengue Stati

| Sl. No.      | Name of the District | Week-35(      |                  |
|--------------|----------------------|---------------|------------------|
|              |                      | Case          |                  |
|              |                      | For the Week- | Cumulative total |
| 1            | Purulia              | 8             | 13               |
| 2            | Bankura              | 35            | 134              |
| 3            | Midnapur (W)         | 23            | 221              |
| 4            | Midnapur (E)         | 65            | 140              |
| 5            | Hooghly              | 212           | 1437             |
| 6            | Howrah               | 174           | 612              |
| 7            | S24P                 | 100           | 272              |
| 8            | N24P                 | 561           | 2469             |
| 9            | Birbhum              | 53            | 133              |
| 10           | Nadia                | 74            | 211              |
| 11           | Burdwan              | 38            | 119              |
| 12           | Mursidabad           | 85            | 298              |
| 13           | Malda                | 85            | 162              |
| 14           | Jalpaiguri           | 8             | 31               |
| 15           | Alipurduar           | 1             | 1                |
| 16           | DDJ                  | 104           | 124              |
| 17           | UDJ                  | 2             | 9                |
| 18           | Coochbehar           | 0             | 10               |
| 19           | Darjeeling           | 12            | 29               |
| 20           | Kolkata              | 43            | 462              |
| 21           | Outside state        | 11            | 46               |
| <b>Total</b> |                      | <b>1694</b>   | <b>6933</b>      |



## us-West Bengal 2016

up to 31.08.2016)

| Death        |                  |
|--------------|------------------|
| For the Week | Cumulative total |
| 0            | 0                |
| 0            | 0                |
| 0            | 0                |
| 0            | 0                |
| 0            | 0                |
| 1            | 3                |
| 0            | 1                |
| 2            | 18               |
| 0            | 1                |
| 0            | 0                |
| 0            | 0                |
| 0            | 0                |
| 0            | 0                |
| 0            | 0                |
| 0            | 0                |
| 0            | 0                |
| 0            | 0                |
| 0            | 0                |
| 0            | 0                |
| 0            | 0                |
| 0            | 0                |
| 0            | 0                |
| 0            | 2                |
| 0            | 0                |
| 3            | 25               |

**SUDA**

# STATE URBAN DEVELOPMENT AGENCY

HEALTH WING

"ILGUS BHAVAN"

H-C BLOCK, SECTOR-III, BIDHANNAGAR, CALCUTTA-700 091  
West Bengal

Ref No. .... **SUDA-Health/65(Pt-IX)/16/146**

Date ..... **16.09.2016**

**From : Director, SUDA**

**To : The Commissioner  
Bidhannagar Municipal Corporation**

**Sub. : Prevention and Control of Vector Borne Diseases.**

**Sir,**

I am to refer to the communication of the Secretary, Department of Municipal Affairs vide memo no. Secy-MA/27/2016 dt. 29.07.2016 and this office earlier communication vide no. SUDA-Health/65(Pt.IX)/16/74(41) dt. 03.08.2016 on the subject mentioned above.

As the dengue cases are reported in ULB, I am directed to advise you for intensification of supervision & monitoring of ongoing house to house fever surveillance and source reduction for vectors in and around the house premises, Hospitals, all educational institutes, office & residential premises of Govt. of India / State Government and others, construction sites, abandoned parks / premises and water bodies in your jurisdiction.


Ward Councillors are to be involved during surveillance activities. Regular spraying for mosquito control to be undertaken following National Vector Borne Disease Control Programme (NVBDCP) guideline available in the website [www.nvbdc.gov.in](http://www.nvbdc.gov.in) & [www.wbhealth.gov.in](http://www.wbhealth.gov.in) .

Health check up camps are to be conducted regularly and blood samples, as suggested by the doctors to be tested for diagnostic purpose.

An action taken report may be forwarded to the undersigned for onward transmission.

Thanking you.

Yours faithfully,

  
**Director, SUDA**

- 2 -

**SUDA-Health/65(Pt-IX)/16/146/1(1)**

**Dt. .. 16.09.2016**

**CC**

**The Secretary, Municipal Affairs Department**

  
**Director, SUDA**





# STATE URBAN DEVELOPMENT AGENCY

HEALTH WING

"ILGUS BHAVAN"

H-C BLOCK, SECTOR-III, BIDHANNAGAR, CALCUTTA-700 091  
West Bengal

Ref No. **SUDA-Health/65(Pt-IX)/16/144(03)**

Date **15.09.2016**

From : Director, SUDA

To : The Municipal Commissioner / Commissioner,  
Kolkata / Howrah / Bidhannagar Municipal Corporation

Sub. : Minutes of the meeting on Prevention and Control of Vector Borne  
Diseases and other related documents.

Sir,


Enclosed kindly find herewith communication bearing no. 302(12)-HF/P/PHP/2M-01/2016 dt. 29.08.2016 of the Secretary (PHP), Health & Family Welfare Department on the subject mentioned above.

Commissioner, Howrah Municipal Corporation is requested to send a report by **19.09.2016** w.r.t. visit of surveillance team to Santragachi Carshed area as was requested by the representative of South Eastern Railways in the meeting of Addl. Chief Secretary, Home Department on 04.08.2016.

Thanking you.

Yours faithfully,

Encl. : As stated.

  
Director, SUDA

SUDA-Health/65(Pt-IX)/16/144(03)/1(1)

Dt. .. 15.09.2016

CC

The Secretary, Municipal Affairs Department

  
Director, SUDA


SUDA-Health/65(Pt-IX)/16/144(03)2(1)

Dt. .. 15.09.2016

CC

The Mission Director, NHM & Secretary (PHP), DH & FW

  
Director, SUDA



Government of West Bengal  
Health and Family Welfare Department (PHP Branch)  
Swasthya Bhawan, GN-29, Salt Lake, Kolkata-91

No. 302(12)-HF/P/PHP/2M-01/2016

29<sup>th</sup> August, 2016

From: Sanghamitra Ghosh,  
Secretary (PHP) and Commissioner (Family Welfare),  
Health and Family Welfare Department.

Director SUDA

To:

- 1) General Officer Commanding-in-Chief, HQ Eastern Command, Fort William, Kol-21
- 2) General Officer Commanding, HQ Bengal Area, 246, A.J.C. Bose Road, Kol-27
- 3) Chairman, Kolkata Port Trust, 15, Strand Road, Kol-01
- 4) Chairman, Coal India Limited, Coal Bhawan, Premise No 04 MAR, Plot No. AF-III, Action Area- 1A, New Town, Rajarhat, Kol-156
- 5) General Manager, Eastern Railways, N.S. Road, Kol-01
- 6) General Manager, South Eastern Railways, 11, Garden Reach, Kolkata-43
- 7) General Manager, Metro Railway, Kolkata
- 8) IG South Bengal Frontier BSF, Ftr HQ BSF South Bengal, 2B, Lord Sinha Road, Kolkata-71
- 9) Chief Post Master General, West Bengal Circle, Yogayog Bhawan, P-36, Chittaranjan Avenue, Kol-12
- 10) Pr. Chief Commissioner, Income Tax, West Bengal & Sikkim, Aaykar Bhawan, C-7, Chowrangee Square, Kol-69
- 11) Assistant General Manager, State Level Bankers Committee, 11, Hemanta Basu Sarani, Kol-01
- 12) Executive Director, Food Corporation of India (Eastern India), 10A, Middleton Row, Kol-01

POCH  
e  
m/s/16

**Subject: Minutes of the meeting on Prevention and control of Vector Borne Diseases and other related documents.**

Sir,

I am sending herewith the copy of Minutes of the meeting taken by the Additional Chief Secretary, Home Department on 04.08.16 in the Chief Secretary's Conference Hall at Nabanna along with attendance sheet for your kind perusal and doing the needful. The contact numbers of Chief Medical Officers of Health of the districts and list of Sentinel Laboratories of the State Government are also annexed, as was resolved in the meeting for your convenience.

Encl: As stated

Yours faithfully,

*Sanghamitra Ghosh*  
Secretary  
(PHP)



No. 302 /1(7)-HF/P/PHP/2M-01/2016

29<sup>th</sup> August, 2016

Copy forwarded for information and taking necessary action

- 1) Additional Chief Secretary, Urban Development Department
- 2) Commissioner, Kolkata Municipal Corporation
- 3) Secretary, Municipal Affairs Department
- 4) Director of Health Services
- 5) Director of Medical Education
- 6) Commissioner, Howrah Municipal Corporation
- 7) Commissioner, Bidhannagar Municipal Corporation

*Sanchaitika Ghosh*  
Secretary  
(PHP)

No. 302 /2(2)-HF/P/PHP/2M-01/2016

29<sup>th</sup> August, 2016

Copy forwarded to

- 1) P.S. to Additional Chief Secretary, Home Department - for kind information of Additional Chief Secretary
- 2) Sr. P.A. to Principal Secretary, Health and Family Welfare Department -for kind information of Principal Secretary.

*Sanchaitika Ghosh*  
Secretary  
(PHP)



**Minutes of the meeting with Offices of the Government of India to review Prevention and Control of Vector Borne Diseases**

**Date- 4.8.2016**

**Venue- Chief Secretary's Conference Hall at Nabanna**

The Additional Chief Secretary, Home Department, Government of West Bengal chairs the meeting with the Government of India officials and concerned Departments of the State Government for Prevention & Control of Vector Borne Diseases in the ensuing season.

The list of participants is enclosed **at Annexure – I**.

Additional Chief Secretary, Home Department refers to the previous meeting on pre-monsoon preparedness for Prevention & Control of Vector Borne Diseases, which was taken by the Chief Secretary on 8.4.2016. He conveys his thanks to all GOI offices and others for cooperating with the State Government to combat Vector Borne Diseases. He states that due to onset of monsoon and high humidity, cases of vector borne diseases are being reported from various pockets in the State. He emphasizes on coordinated approach of both the State Government and Government of India Departments for proper vector control measures till the season is over.

Secretary (PHP), Health and Family Welfare Department, GoWB briefly explains the present situation and the incidences of Dengue cases and states that Health and Family Welfare Department is ready to extend any kind of technical help to all departments.

Director of Health Services, GoWB says that at present identification of breeding pockets of mosquito larva, spray of larvicide to kill larva, solid waste management, training and deployment of volunteers for this work and IEC are the most important tasks.

Following discussions are held.

Metro Rail authority will keep surveillance on the construction sites so that mosquitoes can not breed at those pockets.

Representative of Border Security Forces states that no major construction work is going on at present in their areas. He assures that BSF will keep surveillance inside the residential areas. There is one case of Dengue reported at Alambazar, Murshidabad area under BSF establishment.

Representative of South Eastern Railways requests Howrah Municipal Corporation to send surveillance team to Santragachi carshed area.

Representative of Eastern Railways informs that they have already sent instruction to all concerned to start sensitization and surveillance programme. Three (3) patients suffering from Dengue are admitted to Rail Hospital. Surveillance would be strengthened at the residential area under Eastern Railways at Gulmohar, Howrah.

Howrah Municipal Corporation has identified thirteen (13) vulnerable pockets under its jurisdiction and surveillance and spraying of larvicide is continuing.

Representative of GOC-in-C, Eastern Command and GOC, Bengal Area informs that there is no case of Dengue reported. They are keeping surveillance.

Representative of Coal India states that vector control measures are regularly undertaken in their premises.

Representative of Chief Post Master General requests State Government for imparting training to their staff. Secretary (PHP) requests the representative to intimate the Department of Health and Family Welfare of the training schedule.

Director, State Urban Development Authority informs that instruction has been issued to all municipal authorities for vector source reduction. House-to-House surveillance and spray of larvicide is being done at forty one (41) Urban Local Bodies areas and will continue till October, 2016. IEC activities have been intensified. SUDA assures to supply compactors to municipalities for improved solid waste management.

Joint Commissioner, Kolkata Municipal Corporation says that surveillance, spraying of larvicide and IEC are being done for vector reduction.


Commissioner, Bidhannagar Municipal Corporation informs that all steps have been taken for vector control.

Following decisions are taken.

1. All GOI authorities are requested to share information with the Health and Family Welfare Department, GoWB if any case of Dengue is reported under their jurisdiction. Information may be shared by E-mail to [idsb.wb@gmail.com](mailto:idsb.wb@gmail.com)
2. Surveillance at schools, hostels, residential complex, hospitals and other areas of public assembly under the jurisdiction of GOI authority would be increased.
3. Extensive IEC for awareness generation in the form of leaflet, poster, electronic media would be done. Health and Family Welfare Department, GoWB would share IEC materials, if requested.
4. Railway and Army authority are requested to make arrangement of sufficient testing kits, medicines.
5. Spray of larvicide is most necessary.

6. Solid waste management like disposal of plastic cups, green coconut shells etc where water is accumulated and are highly prone to be used as breeding ground of mosquito larva are very much essential.
7. The telephone numbers of the concerned State Government Department officials and Chief Medical Officer of Health of the districts would be recirculated along with the Minutes of this meeting for facilitation, as was done on previous occasion.
8. The list of Sentinel Surveillance Laboratories of the State Government where ELISA test for Dengue is done will also be circulated with the Minutes of this meeting.

The meeting concludes with the Additional Chief Secretary, Home Department reiterating that there must be no let up in the surveillance and cleanliness drives till the season is over.

  
11 | 8 | 16  
Additional Chief Secretary  
Home Department







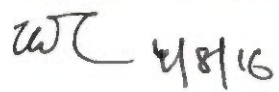
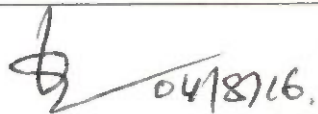


Attendance Sheet in connection with the Review meeting with GOI offices on prevention and control of Vector Borne Diseases












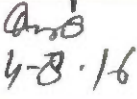


Date- 4.8.2016

Time- 4.00 PM

Venue- CS Conference Hall, Nabanna (13<sup>th</sup> Floor)

| Sl No | Name and Designation   | Contact Number          | Signature  |
|-------|--|-------------------------|--|
| 1     | LT Col Ravi Nimonkar<br>SHO (Large) <del>Head</del> HQ Bengal Area<br>Santani Mukhopadhyay, GN (aw) Eastern Command<br>Coal India Ltd. | 9830302656<br>983029980 | <br> |
| 3     | Dr. Kunal Mishra<br>C.M.O. / CIL   | 943300 4090             |    |
| 4     | Dr. Umesh Tiwari<br>CMO (S4) / Comdt Med BSB   | 9903940644              |   |
| 5     |  |                         |  |
| 6     | Mr. P. Sarkar<br>Add. Secy. Health & Family Welfare, GOWB  |                         |   |
| 7     |  |                         |  |
| 8     | Alokesh Prasad Roy<br>MC, BMC  | 9051702323              |   |
| 9     | M.N. Pradhan, Director, IUGA   | 9830031488              |   |
| 10    | Dr. Amitava Dutta<br>ADDL. CMD / HFW / ERW   | 9002020501              |   |

inside (HCC) Complex.

|    |   |             |   |
|----|---|-------------|---|
| 11 | Gopal Ch. Ghose                                       | 9836673222  |              |
| 12 | JOSEPH LAZARUSATLOVA<br>DIRECTOR POSTAL SERVICES (HA) | 8236913999  |              |
| 13 | Ashok Kumar Pramanik                                  | 9433800258  |              |
| 14 | N. Chatterjee<br>Commr. HMC                           | 9830033393  |              |
| 15 | Dr. Shibaní Goshami<br>P.O., SUDA                     | 9831853398  |              |
| 16 | Miba Chatterjee                                       | 9831262585  |              |
| 17 | Dr. Purnanmal<br>SER                                  | 9002080500  |              |
| 18 | Dr. RAS K. MUKHERJEE                                  | 9002080504  |            |
| 19 | Maj. A. P. Sijl                                       | 9433005086  |            |
| 20 | Sh. D. J. Nayak                                       | 9433006066  |            |
| 21 | Rajesh Gupta<br>DIG ASST                              | 8335837272  |            |
| 22 | Tapan Choudhury<br>Joint Municipal Commissioner, KMC  | 94322-13846 | <br>4-8-16 |
| 23 | Dr. Monimul Islam Moner<br>CMHO KMC                   | 98302-41660 | <br>4/8/16 |
| 24 | Dr. Atanu Banerjee<br>CE, KMC                         | 9831161569  | <br>4/8/16 |

|    |   |            |                                |
|----|---|------------|--------------------------------|
| 25 | Dr. M. K. Chaudhary<br>CMS/Metrology                                  | 9007041500 | <u>MM</u><br>04.8.16           |
| 26 | Sulal Biswas<br>Health & Malaria Inspector                            | 9476213779 | <u>Sulal Biswas</u><br>04.8.16 |
| 27 | S. B. Das, A.M.<br>S.L.B.C. KOLKATA                                   | 9748851964 | <u>S. B. Das</u><br>04.8.16    |
| 28 | Sanjib Banerjee, IAS<br>ACIT, Hqr. (Personnel) <sup>Asst. Commr</sup> | 8902198775 | <u>Sanjib</u><br>4/8/16        |
| 29 | R. Banerjee Dy. Secretary<br>HQ FW Dept. (PHO)                        | 9434258018 | <u>R. Banerjee</u><br>4/8/16   |
| 30 |   |            |                                |
| 31 |   |            |                                |
| 32 |   |            |                                |
| 33 |   |            |                                |
| 34 |   |            |                                |
| 35 |   |            |                                |
| 36 |   |            |                                |
| 37 |   |            |                                |
| 38 |   |            |                                |



### Mobile Numbers of CMOHs and Superintendents of DHs of different Districts / Health Districts

| No. | Name of the District / Health District | CMOH                    | Mobile                     | Office                                 | Superintendent               | Mobile                     |
|-----|--|-------------------------|----------------------------|--|------------------------------|----------------------------|
| 1.  | Alipurduar                             | Dr. Purnan Sharma       | 9434462745                 | 03564257200 / 258200                   | Dr. Chinnoy Burman           | 9733353616                 |
| 2.  | Coochbehar                             | Dr. Sumit Ganguly       | 9434101706 /<br>9434811509 | 03582228874 /<br>228966(F)             | Dr. Joydeb Barman            | 8001937278                 |
| 3.  | Jalpaiguri                             | Dr. Prakash Mridha      | 9830402292                 | 03561232001                            | Dr. Gayaram Naskar           | 9433039968                 |
| 4.  | Darjeeling                             | Dr. Asit Kr. Biswas     | 9434009077                 | 03542254607 / 2254777<br>/ 2254058 (F) | Dr. Saikat Pradhan           | 8697247942                 |
|     | Siliguri DH                            | -                       | -                          | -                                      | Dr. Amitava Mondal           | 9475000863                 |
| 5.  | Uttar Dinajpur                         | Dr. Jagannath Sarkar    | 9434714890 /<br>9434145526 | 03523253661 /<br>252516(F)             | Dr. Goutam Kr Mondal         | 9434767296                 |
| 6.  | Dakshin Dinajpur                       | Dr. Sukumar Dey         | 9434055272                 | 03522255640 /<br>258294(F)             | Dr. Tapan Biswas             | 9836017126                 |
| 7.  | Malda                                  | Dr. Dilip Kr. Mondal    | 9434158254                 | 03512264611 / 264057 /<br>264028 (F)   | -                            | -                          |
| 8.  | Murshidabad                            | Dr. Subhasish Saha      | 9434752009 /<br>9433116087 | 03482257877 (T/F)                      | -                            | -                          |
| 9.  | Nadia                                  | Dr. Tapas Kr. Roy       | 9434115672                 | 03472251040                            | Dr. Sudip Sarkar<br>(Acting) | 9433506827 /<br>9434852424 |
| 10. | North 24 Parganas                      | Dr. Pralay Acharya      | 94333277468                | 25523129 /<br>25624789(F)              | Dr. Subrata Mondal           | 9836982856                 |
| 11. | Basirhat HD                            | Dr. Debabrata Mukherjee | 7548071930                 | -                                      | Dr. Shyamal Halder           | 94777406028                |
| 12. | South 24 Parganas                      | Dr. Asim Das Malakar    | 9434517681                 | -                                      | Dr. Tapas Kr. Ghosh          | 9434707070                 |



|     |                       |                                 |            |                                      |   |                                |            |
|-----|-----------------------|---------------------------------|------------|--------------------------------------|---|--------------------------------|------------|
| 13. | Diamond Harbour<br>HD | Dr. Somnath<br>Mukherjee        | 9477328216 | -                                    | - | Dr. Anwar Hussain              | 9434756065 |
| 14. | Howrah                | Dr. Bhabani Das                 | 9475073303 | -                                    | - | Dr. Narayan<br>Chattopadhyay   | 8334900993 |
| 15. | Hooghly               | Dr. Subhrangshu<br>Chakraborty  | 9836232832 | 26801193 / 26804858                  | - | Dr. Ujjalendu Bikash<br>Mondal | 9830122139 |
| 16. | Burdwan               | Dr. Pranab Kr. Roy              | 9531640518 | 03422565817                          | - | -                              | -          |
| 17. | Asansol HD            | Dr. Debasish Halder             | 9433115840 | -                                    | - | Dr. Nikhil Chandra<br>Das      | 9475379132 |
| 18. | Birbhum               | Dr. H. A. Ari                   | 9434386481 | 03462255216                          | - | Dr. Sobhan De                  | 9434220944 |
| 19. | Rampurnat HD          | Dr. Brajeswar<br>Majumder       | 7059520592 | -                                    | - | Dr. Subodh Kumar<br>Mondal     | 9800964110 |
| 20. | Bankura               | Dr. Swapan Dr.<br>Sarkar        | 9434161775 | 03242250545 /<br>258234(F)           | - | -                              | -          |
| 21. | Bishnupur HD          | Dr. Arabinda Halder<br>(Acting) | 9874286050 | 03244252203 / 256753                 | - | Dr. Prithyish Akuli            | 9733751670 |
| 22. | Purulia               | Dr. Anil Kr. Dutta              | 9434149957 | 03252222553                          | - | Dr. Shibasis Das               | 9830172761 |
| 23. | Paschim Medinipur     | Dr. Girish Ch. Bera             | 9434134956 | 03222275695 / 275773 /<br>275695 (F) | - | -                              | -          |
| 24. | Jhargram HD           | Dr. Ashwini Kr.<br>Majhi        | 9734237971 | -                                    | - | Dr. Malay Adak                 | 9433385264 |
| 25. | Purba Medinipur       | Dr. Nitai Mondal.               | 8902225696 | 03228269595 /<br>266530(F)           | - | Dr. Gopal Das                  | 9732635151 |
| 26. | Nandigram HD          | Dr. Tushar Kanti<br>Acharya     | 9831386242 | -                                    | - | Dr. Adwaita Kr. Mudi           | 9434346225 |

| Sl. No. | Sentinel Site Hospital Labs (Dengue)                                      |
|---------|---|
| 1       | Burdwan Medical College & Hospital,                                       |
| 2       | School of Tropical Medicine   |
| 3       | Medical College, Kolkata  |
| 4       | Nil Ratan Sircar Medical College & Hospital                               |
| 5       | IPGMER (SSKM. Med. College & Hospital)                                    |
| 6       | R. G. Kar. Med. College & Hospital  |
| 7       | National Med. College & Hospital  |
| 8       | Midnapur Medical College & Hospital                                       |
| 9       | Bankura Medical College & Hospital  |
| 10      | North Bengal Medical College & Hospital                                   |
| 11      | Malda Medical College   |
| 12      | Murshidabad Medical College   |
| 13      | College of Medicine & Sagore Datta Hospital                               |
| 14      | College of Medicine & JNM Hospital  |
| 15      | District Hospital, Balurghat  |
| 16      | Krishnagar District Hospital, Dist: Nadia                                 |
| 17      | District Hospital, Barasat  |
| 18      | Hooghly District Hospital, Akhanbazar, Hooghly                            |
| 19      | M.R.Bangur District Hospital  |
| 20      | Deben Mahato Sadar Hospital, Purulia                                      |
| 21      | Dr. B.C Ray Post Graduate Institution Paediatric Science, Kolkata- 700054 |
| 22      | District Hospital, Jalpaiguri   |
| 23      | District Hospital, Howrah   |
| 24      | District Hospital, Siliguri   |
| 25      | District Hospital, Darjeeling   |
| 26      | District Hospital, Cooch Behar  |
| 27      | Raiganj District Hospital, Dist: Uttar Dinajpur                           |
| 28      | District Hospital, Purba Medinipur  |
| 29      | District Hospital, Suri   |
| 30      | Alipurduar DH, Alipurduar   |
| 31      | Bidhannagar Sub Divisional Hospital                                       |
| 32-36   | Kolkata Municipal Corporation : 5 (five) labs                             |
| 37      | Howrah Municipal Corporation  |
| 38      | Bidhannagar Municipal Corporation   |
| 39      | ICMR Virus Unit, NICED, Beliaghata, Kolkata                               |





# STATE URBAN DEVELOPMENT AGENCY

HEALTH WING  
"ILGUS BHAVAN"

H-C BLOCK, SECTOR-III, BIDHANNAGAR, CALCUTTA-700 091  
West Bengal

Ref No. .... SUDA-Health/65(Pt.IX)/16/138

Date ..... 09.09.2016

From : Director, SUDA

To : The Mission Director, NHM &  
Commissioner (Family Welfare)  
Department of Health & Family Welfare  
Swasthya Bhavan, Salt Lake.

Sub. : Extension of days relating to house to house visit towards Prevention &  
Control of Vector Borne Diseases in Urban Areas for the year 2016.

Madam,

I am to refer to this office earlier communication bearing no. SUDA-Health/65(Pt.IX)/16/83 dt. 08.08.2016 (copy enclosed for ready reference) regarding extension of days for house to house visit towards prevention & control of vector borne diseases in Urban areas for the year 2016.

I am directed to request you to increase the no. of days of house to house visit for 10 days per month. Additional fund requirement per month will be Rs. 75,10,750/- (Rupees seventy five lakh ten thousand seven hundred fifty) only.

Thanking you.

Yours faithfully,

  
Director, SUDA

Dt. .. 09.09.2016

SUDA-Health/65(Pt.IX)/16/138/1(2)

CC

- 1) The Jt. DHS, Public Health, DHFW
- 2) P.S. to the Secretary, Municipal Affairs Department

  
Director, SUDA



THE KOLKATA MUNICIPAL CORPORATION  
CMO BUILDING  
5, SN BANERJEE ROAD  
KOLKATA-700013

पोस्ट  
२  
२०/०८/१६

23 August 2016



No. Con/Com/191/2016-17

From  
**Khalil Ahmed, IAS**  
Municipal Commissioner

To  
**The Director**  
State Urban Development Agency [SUDA]  
Health Wing, "ILGUS Bhavan"  
H-C Block, Sector-III, Bidhannagar  
Kolkata-700091

Re.: Report with regard to the decisions taken in the meeting of Chief Secretary on 08/03/2016 and 08/04/2016 [vide Ref No. SUDA-Health/65 (Pt.-IX)/16/102 dated 19/08/2016]

Sir,

Please find enclosed herewith the action-taken report with regard to the decisions taken in the meeting held at Nabanna on 8 March and 8 April 2016 under the chairmanship of our esteemed Chief Secretary. This very report is sent in response to the communiqué specified above.

With kindest thanks,

Yours faithfully,

[KHALIL AHMED]

**ACTION-TAKEN REPORT FROM THE HEALTH DEPARTMENT OF KOLKATA MUNICIPAL CORPORATION [KMC] W.R.T. THE DECISIONS TAKEN IN THE MEETING ON 8 MARCH 2016 AND 8 APRIL 2016 AT NABANNA UNDER THE CHAIRMANSHIP OF THE ESTEEMED CHIEF SECRETARY.**

**PASTING OF STICKERS:** Over 2, 00, 000 stickers [Pix 1] have been pasted so far by the Health Department to mark house-visits by 100 days workers and other staff involved in vector control. The process of pasting such stickers is going on.

**DISPLAY OF BIG-SIZED FLEXES:** As many as 1050 multicoloured hoardings [8 ft X 6 ft each] containing Do's and Don'ts for prevention and control of VBDs have been displayed at various busy intersections of the KMC area [Pix 2].

**PUTTING UP OF MULTICOLOURED BANNERS:** Awareness-raising banners @ 20 banners per ward have already been put up in all the 144 wards of KMC by our Health Department [Pix 3]. This apart, the department has begun putting up 7200 banners in KMC area [@ 50 banners per ward].

**ADDITIONAL INITIATIVES UNDERTAKEN BY KMC FOR PEOPLE'S AWARENESS:**

- Auto-miking — twice a week in each of the 144 KMC wards — is on since June and the campaign will continue till September [Pix 4].
- Screening of a KMC-produced Documentary by using 3 publicity vans fitted with a LED Screen each has been going on since 10 August; the campaign will run for 90 days [except Puja Holidays].
- 16 service-oriented Health Camps have been organised in different places around the city; the health camps will remain open until further order.

**LARVICIDAL SPRAY ALONG DIFFERENT CANALS USING ROWING BOATS AS TRANSPORT:** In order to control the menace of Culex mosquito, the Health Department of KMC is carrying out larvicidal spray along different canals by using 20 small rowing boats as transport [Pix 5]. According to adepts, this anti-mosquito drive is rarely seen around the world. Many people, especially the canal-side dwellers of over 40 wards of KMC, are directly benefiting from this exemplary KMC-sponsored drive.

**RECEIPT OF REQUEST FOR TRAINING FROM NON-KMC ORGANISATIONS:** No.

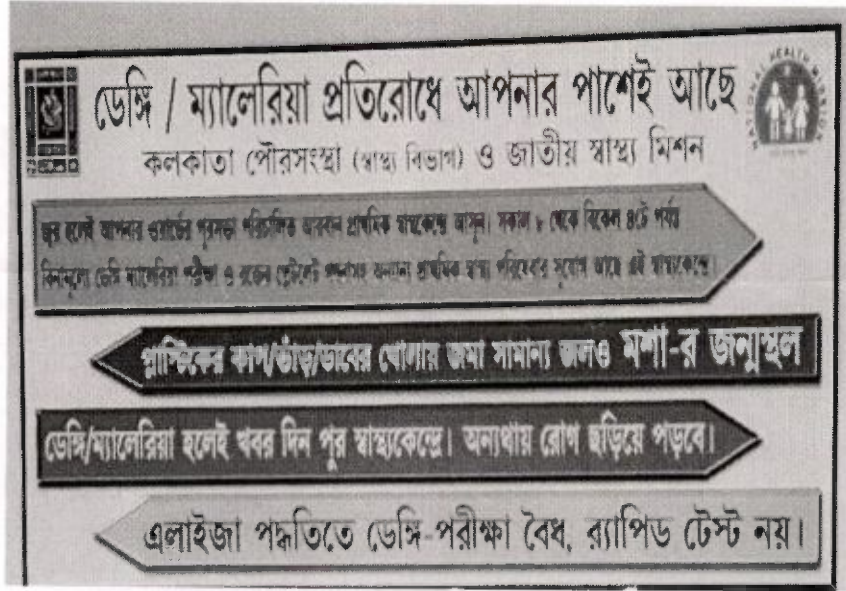




Pix.1: Sticker pasted on walls of buildings/houses, etc by the Health Department of KMC to mark house visits by its staff.



Pix. 2: Awareness-raising banner used by the Hlth Deptt. of KMC.



Pix 3: Awareness-raising banner put up by the Hlth Dept. of KMC.



Pix 4: Auto-miking by the Health Department of KMC.





**Pix 5: Larvicidal spray along canal by using rowing boat as transport. This anti-Culex drive is unprecedented. This activity has been going on since March 2011.**





**Bidhannagar Municipal Corporation**  
Pura Bhawan, ID-415A, Sector-III, Kolkata-700106

Memo No.: BMC/GS/2016/2078

Date : 17.08.2016

To  
The Director  
SUDA, H.GUS Bhawan  
HC Block, Sector-III, Bidhannagar  
Kolkata-700 091


Subject: Submission of report w.r.t. action taken of the decisions taken in the meeting of Chief Secretary on 08.03.2016 & 08.04.2016.

Sir,

I am submitting the following points for your kind perusal

| Decisions  | Action Taken   |
|--|--|
| On 08.03.2016  |  |
| K.M.C. H.M.C. & B.M.C. will arrange display of big size flex at prominent places for awareness generation on vector borne diseases.  | Yes  |
| Both K.M.C. and B.M.C. will arrange for churning of water of different canals through its areas to killed mosquito larvae.<br>H.M.C. will take special care to prevent dengue incidences in Panch Pukhara areas.   | Yes, with the help two Civil Defence Speed boats.  |
| K.M.C., H.M.C. & B.M.C. will take special care of surveillance of under construction buildings and also the old abandoned premises.  | Done, regular surveillance and spraying of larvicide are done meeting with K.M.C. and RVNI done. |
| ARD and K.M.C. will jointly chalk out plan to remove all Pigs from Kolkata.  |  |
| On 08.04.2016  |  |
| Govt. & BSI will send the list of civilian territory to the Municipal Commissioner, K.M.C. Howrah & Bidhannagar, MC and Chief Medical Officer of Health of the respective districts whether any such list have been received. Yes/No<br>If Yes, what actions have been taken.  | Yes, as and when required larvicide spray and fogging are being done.                            |
| Other GOI organization i.e. Port Trust, Eastern & South Eastern Railway, Income Tax, Post & Telegraph, State level bankers Committee, Food Corporation of India (Eastern India) will also take action w.r.t. cleaning of drains, waste management, identification & destruction of mosquito breeding sites.<br>In case training is required for personnel, the organization shall identify the trainees and contact the concerned Municipal Corporation – Yes/No<br>If yes, what actions have taken w.r.t. imparting training. |  |

Yours faithfully,

  
(Alokesh Prasad Roy, W.B.C.S. (Exe)  
Commissioner  
Bidhannagar Municipal Corporation

Howrah

**List of areas under Work Done by RAT , HMC**

| Sl.No. | Date     | Names of areas under Railways                         | Present Findings                                  | Notice Served (Y/N) |
|--------|----------|---|---|---------------------|
| 1      | 26.03.16 | Shalimar GRP Police Station , Shibpur Howrah          | Drain - Stagnant                                  | N                   |
| 2      | 07.04.16 | RPF Barrack-2   | Drain - Stagnant , Garbage                        | N                   |
| 3      | 07.08.16 | S.S.T. Training School, Eastern Railway, Liluah       | Drain - Stagnant , Garbage , Conservancy Required | N                   |
| 4      | 08.04.16 | O/o The Section Engineer(Wks), S.E. Rly., Santragachi | Drain - Stagnant                                  | N                   |
| 5      | 12.04.16 | RPF, Liluah Workshop                                  | Drainage System Improper                          | N                   |
| 6      | 13.04.16 | Rail Museum Souvenir shop, Eastern Rly.               | Clean , Larva Not Found                           | N                   |
| 7      | 13.04.16 | Pump House No.2, Eastern Railway                      | Garbage , Conservancy Required                    | N                   |
| 8      | 16.04.16 | RPF/Post LCD/Belur, Eastern Railway                   | No Specials Comments                              | N                   |
| 9      | 16.04.16 | RPF/LCD/PE Barrack/Belur                              | No Findings                                       | N                   |
| 10     | 16.04.16 | Eastern Railway Hospital, Liluah                      | Drainage System Improper                          | N                   |
| 11     | 16.04.16 | Gulmohor Quarter                                      | Clean , Larva Not Found                           | N                   |
| 12     | 18.04.16 | O/o the Asst. Engineer(Wks), Eastern Railway, Howrah  | Garbage , Conservancy Required                    | N                   |
| 13     | 18.04.16 | Howrah GRP Barrack                                    | Drain - Stagnant , Garbage                        | N                   |
| 14     | 18.04.16 | Shalimar GRPS   | Drainage System Improper , Garbage                | N                   |
| 15     | 18.04.16 | RPF Post, Shalimar                                    | No Findings                                       | N                   |
| 16     | 20.04.16 | Office of the SR Section Engineer, PSI                | No Findings                                       | N                   |
| 17     | 20.04.16 | Telecom Centre, Santragachi, South Eastern Railway    | No Findings                                       | N                   |
| 18     | 28.04.16 | Belurmath Railway Station.                            | No Findings                                       | N                   |
| 19     | 04.05.16 | Health Unit S.E Railway Santragachi.                  | Clean , Larva Not Found                           | N                   |
| 20     | 04.05.16 | SR. Section Engineer Signal.                          | Clean , Larva Not Found                           | N                   |
| 21     | 06.05.16 | Liluah Post Office Eastern Railway                    | Drainage System Improper , Stagnant water++       | N                   |

|    |                               |  |  |   |
|----|-------------------------------|--|--|---|
| 22 | 10.05.1<br>6                  | O/o the A.E Works Estern Railway Howrah.                             | Uncovered water tank , Drain - Stagnant                            | N |
| 23 | 16.05.1<br>6                  | Railway Protection Force , Liluah .                                  | Conservancy Required   | N |
| 24 | 16.05.1<br>6                  | Railway Barrack.   | Clean , Larva Not Found  | N |
| 25 | 17.05.1<br>6                  | Orthopaedic Hospital 1   | Drainage System Improper , Stagnant water++                        | N |
| 26 | 23.05.1<br>6                  | Orthopaedic Hospital 2   | Clean , Larva Not Found  | N |
| 27 | 26.05.1<br>6                  | RPF office, Howrah   | Clean , Larva Not Found  | N |
| 28 | 26.05.1<br>6                  | Q5 M.G.D. Water Treatment Plant , Eastern Rly., How                  | Clean , Larva Not Found  | N |
| 29 | 04.06.1<br>6                  | Rail Museum, Eastern Railways Howrah-1                               | Clean , Larva Not Found  | N |
| 30 | 04.06.1<br>6                  | M.G.D.WATER TRETMENT PLANT(E.R)-1                                    | Many Containers Found (Ice Cream , Green Coconut) ,Larva Not Found | N |
| 31 | 20.06.1<br>6                  | RAILWAY PROTECTION SPECIAL FORCE,                                    | Stagnant Water , Conservancy Required                              | N |
| 33 | 04.06.1<br>6,<br>20.06.1<br>6 | M.G.D.WATER TRETMENT PLANT(E.R)                                      | Stagnant water , Drainage System Improper , Larva ++               | N |
| 34 | 27.06.1<br>6                  | Dy Chief Engineers Eastern Railways , 37/1 Telkal Ghat Road Howrah 1 | Clean , Larva Not Found  | N |
| 35 | 27.06.1<br>6                  | RAILWAY PROTECTION SPECIAL FORCE, Eastern Railways Howrah            | Stagnant water , Drainage System Improper                          | N |
| 36 | 27.06.1<br>6                  | Rail Museum, Eastern Railways Howrah-2                               | Clean , Larva Not Found  | N |
| 37 | 28.06.1<br>6                  | Divisional Training School ,Eastern Railways Tikiapara Howrah        | Stagnant Water , No Larva Found                                    | N |
| 38 | 28.06.1<br>6                  | RPF Post S.E Railways Tikiapara                                      | Clean , Larva Not Found  | N |
| 39 | 28.06.1<br>6                  | RPF Barrack II Tikiapara   | Clean , Larva Not Found  | N |
| 40 | 29.06.1<br>6                  | BAMUNGACHI RLY. WORKSHOP   | Stagnant Water , Larva ++ , Conservancy Required                   | N |
| 41 | 29.06.1<br>6                  | BAMUNGACHI LOCO SHED, E. RLY.  | Stagnant Water , Larva ++ ,  | N |
| 42 | 29.06.1<br>6                  | BAMUNGACHI R.P.F. OFFICE   | Larva Not Found.   | N |
| 43 | 30.06.1<br>6                  | O/O THE SR. SECTION ENGINEER, T.R.D./OHE, S.E. RLY, SANTRAGACHI      | Clean , Larva Not Found  | N |



|    |  |   |  |                                      |
|----|--|---|--|--------------------------------------|
| 44 | 30.06.1<br>6                                   | O/O THE SR. SECTION ENGINEER,<br>T.R.D./OHE/P.S.I., S.E. RLY, SANTRAGACHI | Clean , Larva Not Found  | N                                    |
| 45 | 30.06.1<br>6                                   | O/O THE SR. SECTION ENGINEER SIGNAL,<br>S.E. RLY, SANTRAGACHI             | Clean , Larva Not Found  | N                                    |
| 46 | 30.06.1<br>6                                   | SSC WORKS, BAMUNGACHI, E. RLY.  | Clean , Larva Not Found  | N                                    |
| 47 | 30.06.1<br>6                                   | O/O THE SR. SECTION ENGINEER (WORKS),<br>S.E. RLY, SANTRAGACHI            | Clean , Larva Not Found  | N                                    |
| 48 | 08.07.1<br>6                                   | EASTERN RLY. ASST. ENGINEER(WORKS)  | Under Construction area<br>,Stagnant Water + , Drainage<br>System- Improper , Tyres &<br>Containers Found , Larva Not<br>Found | N                                    |
| 49 | 17.05.1<br>6;<br>23.05.1<br>6;<br>13.07.1<br>6 | Orthopaedic Hospital  | Problem partially solved   | Y ( Already<br>serve<br>dbefore<br>) |
| 50 | 14.07.1<br>6                                   | RPF , Telkal Ghat Road  | Stagnant Water , garbage ,<br>Larva Not Found  | N                                    |
| 51 | 27.06.1<br>6,<br>14.07.1<br>6                  | Dy Chief Engineers Eastern Railways , 37/1<br>Telkal Ghat Road Howrah     | Larva + , Container , Garbage<br>Found (Canteen Area)  | N                                    |
| 52 | 20.07.1<br>6                                   | OFFICE OF THE ASST. ENGINEER WORKS,<br>EASTERN RAILWAY                    | Under Construction area ,<br>Tyres & water tank found  | N                                    |
| 53 | 18.07.1<br>6                                   | Howrah GRP District HQ EF Line Office &<br>Barrack 1                      | Clean , Larva Not Found  | N                                    |
| 54 | 04.06.1<br>6,<br>27.06.1<br>6,<br>18.07.1<br>6 | Rail Museum, Eastern Railways Howrah                                      | Clean , Larva Not Found  | N                                    |
| 63 | 10.08.1<br>6                                   | Howrah Eastern Rail Quarter   | Drain - Stagnant. Larva++,<br>Conservancy required   | N                                    |
| 64 | 18.07.1<br>6,<br>10.08.1<br>6                  | Howrah GRP District HQ EF Line Office &<br>Barrack                        | Drain - Stagnant++ , Larva++,<br>Garbage   | N                                    |
| 65 | 23.08.1<br>6                                   | Howrah Maidan Metro Project   | Larva+++   | N                                    |
| 66 | 23.08.1<br>6                                   | Duke Road Railways Track  | Larva +++  | N                                    |

|    |          |                              |   |   |
|----|----------|------------------------------|---|---|
| 67 | 23.08.16 | Railway Hospital Liluah , ER | Unused water tank Without Cap , Larva +++ | N |
|----|----------|------------------------------|---|---|

\*Arranged a meeting with Railways on 31.8.16 regarding vector control strategy and asked for the action plan taken by them – Response is still pending.

| Port Trust Area |  |   |      |  |                     |                   |
|-----------------|--|---|------|--|---------------------|-------------------|
| Sl. No.         | Name   | Address                                       | Ward | Present Findings   | Notice Served (Y/N) | Previous findings |
| 1               | Pratap Cold Storage  | 15/16 B.G. Lane Shibpur Howrah -3             |      | Cleen but dirty bathroom                                 | N                   |                   |
| 2               | West Bengal State Warehousing Corporation , Shibpur Warehouse        | 99 Foreshore Road , Howrah                    |      | Improper Drainage system , huge Garbage , Stagnant water | N                   |                   |
| 3               | Ankur Business Pvt Ltd   | 99 Foreshore Road , Howrah                    |      | Improper Drainage system , huge Garbage , Stagnant water | N                   |                   |
| 4               | City Life  | 99 Foreshore Road , Howrah                    |      | Improper Drainage system , huge Garbage , Stagnant water | N                   |                   |
| 5               | G.L and Sons Metal & Product Pvt Ltd                                 | 99 Foreshore Road , Howrah                    |      | Improper Drainage system , huge Garbage , Stagnant water | N                   |                   |
| 6               | SSD Creation   | 99 Foreshore Road Howrah                      |      | Improper Drainage system , huge Garbage , Stagnant water | N                   |                   |
| 7               | A.C Roy & CO. Marine & Mechanical Engineers & Structural Fabricators | Ferry Ghat Road Shibpur                       |      | No Findings  | N                   |                   |
| 8               | Alufoil Products   | 103/A , Foreshore Road , Howrah               |      | Improper Drainage system                                 | N                   |                   |
| 9               | Pratap Service Station   | 103/21 , Foreshore Road , Shibpur Road Howrah |      | Improper Drainage system                                 | N                   |                   |
| 10              | Hindustan Petroleum Corporation Ltd.                                 |   |      | No Findings  | N                   |                   |
| 11              | General Auto Service   | 97/1 , Foreshore Road , Howrah                |      | No Findings  | N                   |                   |
| 12              | Sree Guru Biscuits   | 103/24/1, Foreshore Road                      |      | cleen  | N                   |                   |

|    |                              |  |  |   |   |  |
|----|------------------------------|--|--|---|---|--|
| 13 | 13/33 BALLY JHUT MILL COLONY |  |  | Improper Drainage system ,huge garbage , Stagnant water , Larva +++ | N |  |
|----|------------------------------|--|--|---|---|--|

| Date of RAT              | Team | Name                                    | Address                              | Findings   | Notice Served (Y/N) |
|--------------------------|------|---|--------------------------------------|--|---------------------|
| 19.08.2016,<br>18.8.2016 | A    | CSTC Bus Depo                           | 8 Kartick Chandra Dutta Lane Howrah  | Larva ++, Stagnant Water +++, Drum,tyre, back side of store, drain                       | Y                   |
| 18.08.2016               | A    | Lichubagan Police Barrack               | 5 Kartick ch Dutta Street Howrah 1   | Larva +++, Back side- stagnant drain, open chambers,Containers ++                        |                     |
| 18.08.2016               | A    | CP Bunglow                              | 3 Kartick ch Dutta Street Howrah 1   | Larva +++, Plastic Containers, earthen pots, glass containers, flower pots               |                     |
| 23.08.2016               | C    | Tulsiram Laxmidevi Jayswal Hospital     |                                      | Larva++, Containers, Plastic Packet, Ice Cream Cup, Stagnant Drain. Stagnant Water +++,  | N                   |
| 23.08.2016               | C    | Belur Police Station                    |                                      | Larva++, Unused Vacant Space, Plastic Bucket, Containers, Leaf                           | N                   |
| 23.08.2016               | C    | Railway Hospital, Lili ah               |                                      | Larva++, Unused Containers, Water Tank, Plastic Containers, Hand Car. Stagnant Water ++, | N                   |
| 23.08.2016               | A    | Army Camp                               | 106, Carry Road.                     | Address Not Found.   |                     |
| 23.08.2016               | B    | Howrah Maidan Metro Rail. Afcon PVT Ltd |                                      | Larva++, Light Post, Container, Iron Container   |                     |
| 23.08.2016               | B    | Railway Track                           | Duke Road                            | Larva++, Iron Container. Stagnent Water, Tyre  |                     |
| 24.08.2016               | B    | GIP Colony                              | Jagacha, Howrah- 71112               | Larva++, Cocoa-Nut. Pupa++, Stagnent Water++.  |                     |
| 26.08.16                 | C    | Khaddya Bhaban Shalimar                 | 21, College Road (Shalimar B.garden) | Larva++ Tea Cup, Stagnant Drain  |                     |
| 29.08.2016               | C    | Howrah G.P.O                            |                                      | Larva++, Drain, Stagnent Water+, Tayare, Garage.   |                     |
| 30.08.16                 | B    | Teliograph Office                       | 8 No Church Road Howrah              | Larva Not found  |                     |
| 01.09.2016               | B    | C.P. Banglow                            | Kartick Chandra Dutta Road           | Stragnent Water++, Drain, Larva++, Bamboo Rack.  |                     |



|            |   |  |                                    |  |   |
|------------|---|--|------------------------------------|--|---|
| 02.09.2016 | B | C.P.Banglow  | 22,Lichubagan Lane.Howrah          | Larva++,Container,Water Tank.  | Y |
| 02.09.2016 | B | Burn Standard Co   |                                    | Stragnt Water+++ ,Drain,Piupa++ ,Larva++ ,Tayare,Iron Container,   |   |
| 09.09.2016 | B | Govt of West Bengal Enginnering Institute for junior Executive | M.B.Road,Daial Pukur-Howrah-711104 | Stagnant Water++ ,iron pipe.Unused Car.Larvae++ ,Piupae++ ,Bottle.Inside Under Construction Building.Larvae+++ ,Drum |   |
| 13.09.2016 | A | Satyabala I.D.Hospital   |                                    | Stagnant Water++ ,Larvae++ ,Plastic Balti.   |   |
| 13.09.2016 | A | T.L.Jayswal Hospital.  | 252,G.T.Road.Howrah Liluah.        | Stagnant Water++ ,Drain.Iron Container.  |   |
| 13.09.2016 | C | Howarah T.B.Hospital   |                                    | Larvae++ ,Container.Many Containers Found.   |   |
| 13.09.2016 | C | South Howrah State General Hospital                            |                                    | Drainage System Blocked with Garbage.Larvae Found in a open Chamber.Roof Locked Key Unable.                          |   |
| 16.09.2016 | B | B.E.College Shibpur.   |                                    | Larvae++ ,Plastic Bucket.(Staff Quater).Open Manhole.  |   |



**ONKAR SINGH MEENA, IAS**  
**SECRETARY**  
**DEPARTMENT OF MUNICIPAL AFFAIRS**  
**GOVERNMENT OF WEST BENGAL**

Memo No. : Secy-MA/27/2016

29.07.2016

**From : Secretary**  
**Municipal Affairs Department**

**To : The Mayor**  
**Asansol / Bidhannagar / Chandernagore /**  
**Durgapur / Howrah / Siliguri Municipal Corporation**

**: The Chairman / Chairperson**  
**..... Municipality**

**Sub. : Strengthening of supervision & monitoring of ongoing House to House fever surveillance and source reduction for vectors at selected ULBs.**

Sir / Madam,

You are aware that Director, SUDA issued a communication vide no. SUDA-Health/65(Pt.IX)/16/32(41) dt. 26.05.2016 w.r.t. enhancing quality of House to House survey and Inter-sectoral Coordination for Prevention & Control of Vector Borne Diseases at Selected ULBs.

In the mean time, Video Conference & District level meeting had been organized to review House to House surveillance activities. Training & re-training of team members on technical issues had been organized jointly with concerned District Health officials. Joint monitoring visit of officials of SUDA and Health & Family Welfare Department conducted in a no. of ULBs.

As the dengue cases are on the rise in ULBs, you are requested to take all out efforts to strengthen ongoing house to house fever surveillance as well as source reduction of the vectors. District Health Administration, Health Officials & all Councillors of ULB are to be involved immediately to obtain desired output. Your direct involvement is required regarding planning, implementation, monitoring & supervision.

You are also requested to send an action taken report by 03.08.2016.

Thanking you.

Yours faithfully

*[Signature]*  
Secretary  
Municipal Affairs Department

29.07.2016

Memo No. : Secy-MA/27/2016/1(1)

CC

The Mission Director (NHM) & Secretary (PHIP), DHFW w.r.t. her memo no.

HIB/M/4-D-03-12/219 dt. 28.07.2016

*[Signature]*  
Secretary  
Municipal Affairs Department

Government of West Bengal  
Directorate of Health Services, IBD Branch  
Swasthya Bhawan, GN 29, Sector V  
Salt Lake City, Kolkata 91

Memo. No. HIB/M/4-D-03-12/ 219

Dated, 28.07.16

From: Sanghamitra Ghosh,  
Mission Director (NHM) & Secretary (PHP),  
Government of West Bengal.

To: Sri. Onkar Singh Meena, IAS,  
Secretary, Municipal Affairs,  
Government of West Bengal

Subject: Strengthening of Supervision & Monitoring of ongoing House To House Fever  
Surveillance and Source Reduction for Vectors at selected ULBs .

Sir,


As in previous years, House To House Fever Surveillance and Source reduction of vectors for Prevention & Control of Dengue are going on in selected 35 municipalities and 6 municipal corporations since April, 2016. This is scheduled to continue till September, 2016.

After chasing out these activities for 4 consecutive months, however has not yielded desired outcome in respect of Prevention & Control of Dengue. Cases are on the rise in municipalities like Bidhannagar MC (33 cases), Dum Dum (15 cases), Rajpur-Sonarpur (7 cases), Maheshtala (4 cases). Further there is an outbreak situation in South Dum Dum Municipality (75 cases including outbreak 58 cases in June, 2016) & Sreerampur Municipality (157 cases including 153 outbreak cases in July, 2016). In KMC area, 176 cases have been recorded, while address verification of few more cases are due.

In this present scenario, the House To House Fever Surveillance and Source reduction of vectors should be strengthened. Proper supervision & monitoring, and ownership on part of the ULB authorities is also requested for success of the program activities. We have already instructed the district health administration to render all technical support including joint supervision and monitoring and data analysis jointly by health officials of ULBs & AC MOH of the tagged subdivision for corrective measures and feedback to the ULBs.

In this respect, you are requested to pass necessary instruction for successful implementation of the activities so that the Dengue and Chikungunya fever may be controlled effectively.

Yours faithfully,



Mission Director (NHM) & Secretary (PHP)  
Government of West Bengal



Memo. No. HIB/M/4-D-03-12/ 219/1(5)

Dated, 28.07.16

Copy forwarded for kind information to the:

1. DHS & EO Secretary, Dept. of Health & Family Welfare, Govt. of West Bengal
2. Director, SUDA.
3. Jr. DHS (PH & CD), Swasthya Bhawan, Kolkata
4. Sr. PS to the Principal Secretary, Dept. of Health & Family Welfare, Govt. of West Bengal
5. CMOH-----(all districts)

*Sangeeta Ghose*  
 Mission Director (NHM) & Secretary (PIP)  
 Government of West Bengal

Secy - MA/27/2016 Dt 29.7.12



সুস্থ থাকুন।  
সুস্থ রাখুন।



পুর ও নগরোন্নয়ন দপ্তর  
পশ্চিমবঙ্গ সরকার

স্বচ্ছতা জগতে

ডেঙ্গি ও ম্যালেরিয়া রোধে চার অঙ্গীকার :

- চৌবাচ্চা/ড্রাম/কলসি/হাড়ি... সব জলাধার, সাতদিনে পরিষ্কার একবার।
- খোলা পাত্রে জল জমাবো না, জমতেও দেব না।
- জ্বর হলেই স্বাস্থ্যকেন্দ্রে যাব, ডেঙ্গি-ম্যালেরিয়া-পরীক্ষার সুযোগ বিনামূল্যে নেব।
- এলাহিজাতেই করাবো ডেঙ্গির পরীক্ষা, র‍্যাপিড কিটে নয়।

Apeyay. → Springing inside by BMC Monday - Morning

Haryana Vidyamandir → Wednesday

St. Francis Xavier → "

Umesh Ch. College

Bawelindo School. → Monday 2nd half.

Mission School.

Kendriya Vidyalay. 1c Block



PA  
+ Director SODA



Government of West Bengal  
Health and Family Welfare Department (PHP Branch)  
Swasthya Bhavan, GN-29, Salt Lake, Kolkata-91

No. 331(12)-HF/P/PHP/2M-01/2016

Date: 19<sup>th</sup> September, 2016

PO(H)  
PI accompany  
with reports  
21/9/16

From: Sanghamitra Ghosh,  
Secretary (PHP) and Commissioner (Family Welfare),  
Health and Family Welfare Department.

To:

- 1) General Officer Commanding-in-Chief, HQ Eastern Command, Fort William, Kol-21.
- 2) General Officer Commanding, HQ Bengal Area, 246, A.J.C. Bose Road, Kol-27.
- 3) Chairman, Kolkata Port Trust, 15, Strand Road, Kol-01.
- 4) Chairman, Coal India Limited, Coal Bhawan, Premise No 04 MAR, Plot No. AF-III, Action Area- 1A, New Town, Rajarhat, Kol-156.
- 5) General Manager, Eastern Railways, N.S. Road, Kol-1.
- 6) General Manager, South Eastern Railways, 11, Garden Reach, Kolkata-43.
- 7) General Manager, Metro Railway, Kolkata.
- 8) IG South Bengal Frontier BSF, Ftr HQ BSF South Bengal, 2B, Lord Sinha Road, Kolkata-71.
- 9) Chief Post Master General, West Bengal Circle, Yogayog Bhawan, P-36, Chittaranjan Avenue, Kol-12.
- 10) Pr. Chief Commissioner, Income Tax, West Bengal & Sikkim, Aaykar Bhawan, C-7, Chowrangee Square, Kol-69.
- 11) Assistant General Manager, State Level Bankers Committee, 11, Hemanta Basu Sarani, Kol-1.
- 12) Executive Director, Food Corporation of India (Eastern India), 10A, Middleton Row, Kol-1.

Subject: Review meeting on prevention and control of Vector Borne Diseases

Sir,

I am directed to inform you that Additional Chief Secretary, Home Department will kindly review the actions taken for prevention and control of Dengue, Malaria and other Vector Borne Diseases in the State with particular reference to the establishments under your control on 21.09.2016 at 4.00 PM in the Chief Secretary's Conference Hall at Nabanna, 13<sup>th</sup> Floor.

I am to request you to kindly make it convenient to attend the meeting.

Yours faithfully,  
*Sanghamitra Ghosh*  
Secretary (PHP)



Government of West Bengal  
Office of the District Magistrate  
North 24-Parganas, Barasat  
District Municipal Affairs Section

Dated: 28/07/2016

Director SUDA

✓  
AE  
Copy to all concerned

To

- 01) The Mayor,  
Bidhannagar Municipal Corporation, North 24-Parganas.
- 02-26) Chairman (ALL Municipalities),  
North 24-Parganas.


CP  
Copy to all concerned  
officers for report  
3/8/16

Sub : Proceedings of the Meeting.

Sir,

The proceedings of the Inter Departmental Co-ordination meeting for Urban areas of this district, North 24-Parganas which was held on 15.07.2016 at 3.00 p.m. at the venue, Mahanayak Mancha, Unnayan Bhavan, Salt Lake City is enclosed herewith for your kind information and taking necessary action.

Encl : As stated.


  
District Magistrate  
North 24-Parganas, Barasat.

Memo No. 113(26)/1(7)/DMA

Dated: 28/07/2016

Copy forwarded for kind information to the :-

- 1) Additional Chief Secretary, Urban Development, Government of West Bengal.
- 2) Principal Secretary, Environment Dept., Government of West Bengal.
- 3) Principal Secretary, P.W.D., Government of West Bengal.
- 4) Principal Secretary, Irrigation & Waterways, Government of West Bengal.
- ✓ 5) Secretary, Municipal Affairs Department, Government of West Bengal.
- 6) Chief Executive Officer, K.M.D.A.
- 7) Director, SUDA.

  
District Magistrate  
North 24-Parganas, Barasat.

1486(1-8-16)  
SMP



Memo No. 113(26)/2(18)/DMA

Dated: 28/07/2016

Copy forwarded for information to the :-

- 1) Executive Engineer, Municipal Engineering Directorate, Bidhannagar.
  - 2-3) Executive Engineer-I/II, PWD, Barasat Division
  - 4) Executive Engineer, PWD, Barrackpore Division.
  - 5) Executive Engineer, PWD, North Kolkata Division.
  - 6-7) Executive Engineer, PWD, Bidhannagar(East) Division/ Bidhannagar(West) Division.
  - 8-9) Executive Engineer, PWD(Roads)-I/PWD(Roads)-II, Barasat Division.
  - 10) Executive Engineer, PHE, North 24-Parganas Division-I.
  - 11) Executive Engineer, PHE Directorate, Barasat Division.
  - 12) Executive Engineer, PHW, Barasat Arsenic Division.
- 13-18) Executive Engineer, Bidyadhari Drainage Division/ Basirhat Irrigation Division/Urban Drainage Division /Metropolitan Drainage Division/Suburban Drainage Division/Canal Division, Kolkata



**District Magistrate  
North 24-Parganas, Barasat.**

Memo No. 113(26)/3(4)/DMA

Dated: 28/07/2016

Copy forwarded for kind information to the :-

- 1) P.S. to the Hon'ble MIC, MA & UD Deptt., Govt. of West Bengal, Writers' Buildings, Kol-1.
- 2) P.S. to the Hon'ble MIC, Housing & Environment Deptt., Govt. of West Bengal.
- 3) P.S. to the Hon'ble MIC, Fire & Emergency Deptt., Govt. of West Bengal.
- 4) P.S. to the Hon'ble MIC, Irrigation & Waterways, Govt. of West Bengal.



**District Magistrate  
North 24-Parganas, Barasat.**



**Proceedings of the Inter Departmental Co-ordination meeting for  
Urban areas of North 24 Parganas district.**

Date : 15<sup>th</sup> July 2016

Time : 3 p.m.

Venue : Mahanayak Mancha, Unnayan  
Bhavan, Salt Lake City.

**Members present** : (Enclosed in separate sheet)

The Hon'ble Minister-in-charge, Municipal Affairs & Urban Development Department, Government of West Bengal took the chair along with the Hon'ble Mayor, Kolkata Municipal Corporation & Hon'ble Minister-in-charge of Housing, Environment Departments, Fire & Emergency Services Department, and the Hon'ble Minister-in-charge of Irrigation & Waterways Department, Government of West Bengal. The Additional Chief Secretary/ Principal Secretaries of Urban Development, P.W.D., Irrigation & Waterways, Environment Departments, CEO, KMDA, Director, SUDA and other officials were also present. The District Magistrate, North 24 Parganas along with all district level officials of PWD, Irrigation, PHE, MED and the Hon'ble Mayor, Bidhan Nagar Municipal Corporation along with Chairpersons of all the municipalities of North 24 Parganas were also present.

The Hon'ble MIC, Municipal Affairs & Urban Development Department initiated the discussion and explained the background of convening the review meeting as per instruction of the Hon'ble Chief Minister, Government of West Bengal. Thereafter, the Hon'ble MIC, MA & UD Department requested the officials of concerned departments to initiate discussion on agenda wise issues and the problems they are facing in implementing the development schemes.

The Secretary, Municipal Affairs & Urban Development Department requested the Mayor, Bidhan Nagar Municipal Corporation and Chairpersons of all the municipalities to submit plan of action for 2016-2022 in respect of **Housing for All** scheme and also requested to submit pending U.C.s in respect of BSUP, PMAY MIS and other development schemes. He also informed that details on the above matters have already been discussed in the earlier half of this meeting

The Hon'ble MIC, MA & UD Department, Government of West Bengal informed that for better transparency and speed up the schemes the work order, specification / schedule etc. are to be given by the Executing Agencies to the municipalities concerned.

**KMDA**

- Chairman New Barrackpore informed that DPR of the Water supply scheme have not been received by the Municipality . For the JNNURM Pipe line scheme installation is in half done & Road damaged. Existing water supply line has also been damaged.
- Officials of KMDA informed that problem including labour problem has been solved.

- The Hon'ble MIC MA & UD Deptt. informed that MED/ KMDA water supply scheme should be started only after receiving full work order after convening a meeting with KMDA and Municipality to sort out any further problem.
- The Chairman, Madhyamgram Municipality informed that under Trans-Municipality Water Project, Water treatment plan for 5 Municipality is going on but not completed yet.
- The Hon'ble MIC MA & UD Deptt. Informed that electricity bill before handing over to be paid by KMDA. After hand over a committee to be formed to share the water among municipalities.
- Chairman Halisahar Municipality informed that Sewerage project is going on but the project is not covering total area of Municipality and house to pit connection is not in the DPR.
- It was also discussed that respective agencies should be asked to look after their own job.
- The Mayor, KMC informed that house to pit connection responsibility is only of the house owner. Minimum subsidy may be allowed by KMDA.
- Hon'ble MIC MA & UD Deptt. requested to put up to him the issues separately for such type of proposal.
- Chairman Barasat Municipality informed about problem regarding the water supply scheme and new scheme not solved in spite of repeated meeting with KMDA. Trans-municipal surface water supply project under Barasat Municipality, work not completed, road demolished but not yet restored and the KMDA agencies not responding. Officers of KMDA informed that the matter will be resolved within July 2016.
- Pipeline water supply scheme (surface water) under Bidhannagar Municipal Corporation, Baranagar Municipality, and maintenance work needs to be improved by KMDA as roads are damaged due to leakage of water.
- Land detail of sewerage project under Naihati Municipality submitted to KMDA for necessary approval. Similarly, Barauni Kalindi Project , South Dum Dum and Basakbazar UGR Project of Baranagar be taken up by KMDA.

#### IRRIGATION

- The Principal Secretary, Irrigation Department informed in brief the works done in North 24 Parganas like de siltation of Bidyadhari river, embankment strengthening and different canals of Municipalities Hon'ble Mayor KMC intimated that Banikanta Canal to be de-silted by Irrigation Deptt .
- MIC, Irrigation informed that a meeting was convened to sort-out the problem of Baikanthapur Canal and soon it will be de-silted. In the meantime de-silting of Suti and Noal Canal has been completed.



- Chairman, Baranagar Municipality informed regarding inundation of Bagjola Canal & Renovation of Ganga Ghats.
- Hon'ble MIC, Irrigation briefed the house that Vantage has already been increased and the dept has taken all sorts of action regarding their proposals. Storm Water drainage level is higher in Bagjola Canal which create some sorts of backflow.
- Mayor KMC informed that downstream of the Bagjola is to be desilted immediately.
- Hon'ble MIC, Irrigation told that both upstream and downstream are being drazed, but encroachment and dumping of garbage mainly creating the problem. We have also done a very good job regarding installation of pumps.
- Chairman Kamarhati informed that they are also facing the problem of water logging.
- Chairman, South Dum Dum informed that under Barani – Kalindi project 2 Km already taken up by KMDA and the rest part of the 2 Km must be takenup by KMDA to expedite the project.
- Mayor of Bidhannagar Municipal Corporation informed that Treatment plant of sweet water has already been inaugurated by Hon'ble Chief Minister, West Bengal. Its pipeline work to be done. DPR was submitted in DelhiThe Department of Irrigation has done good job for drainage of water through Bagjola canal. Due to Encroachment of lower Bagjola in ward nos. 13, 14, 15, 21 and Jangra-Hatiara Panchayat drainage system collapsed. Building unauthorised Busstop constructed over the declared wetland of BMCunder ward nos. 35, 36, Sukantanagar, Santinagar, Naobhanga, Chingrihata areas. All concerned have been intimated formally that without any sanctioned plan, many buildings are being constructed which are illegal particularly at the outskirts of Bidhan Nagar within BMC area.
- Hon'ble MIC MA & UD Deptt told that Government is for the poor people. Government's policy is not to evict anybody without rehabilitation. Everybody shall be restricted at the very moment of encroachment of new land.
- Mayor, KMC told that total canal embankment shall be owned by the Irrigation Department and the area is to be demarcated properly. Problem is to be sorted out in gradual manner.
- Principal Secretary, Irrigation Department informed that Sultanpur canal work will be started very soon by our end. Small Irrigation canal within the municipal area to be restored as all are mostly dumped with solid waste. Capacity to be enhanced by the concerned municipality otherwise the problem of water logging can not be eased up though big canals are desilted.
- Hon'ble MIC told that Scheme of Ichhapur and Shyamnagar canals are to be prepared immediately.
- Chairman, Khardah Municipality informed that Khardah Canal catchment area is facing problem for soil erosion of the canal embankment Zone.



P.W.D. :

- Chairman, Panihati Municipality informed that Rs. 19 crores Storm Water Project of NABARD has been sanctioned. PWD is requested to take up the job as soon as possible. Engineer-in-chief, PWD (North Division) informed the following:
  - B.T. Road : from Tala Bridge to Chiria More, newly constructed of 45 crores. But water logging problem at the roadside of Panihati and Kamarhati Municipality is to be solved. Otherwise, the road will be damaged.
  - Sodepur-Madhyamgram underground pipeline leakage hampers bituminous work.
  - Panihati-Madhyamgram Municipality :
    - ✓ Old Calcutta Road } Construction hampered due to utility problem.
    - ✓ Ghoshpara Road }
- Patipukur-Rajarhat Road construction hampered due to utility shifting not done by WBSEDCL.
- Mayor BMC- We will provide all sorts of supports for construction of the road.
- Chairman Gobardanga- Road from Gobardanga to Habra work is long pending for indefinite period of time . PWD to expedite the job.
- Exe. Engg. PWD informed that widening work hampered due to utility shifting of trees & electrical posts. The Forest departments issued the tender but work not started due to rainy season. It will be expedited.
- Engineering in Chief PWD informed that\_ 65% work completed of Sports complex at Barrackpore Municipality.

P.H.E. :

- Water supply scheme under AMRUT at Bongaon Municipality to be started by concerned Municipality. PHE is requested to expedite DPR of intake point etc. NH 34 widening & strengthen work is going, on no problem is there. In some spot tree felling and other issued will be dissolved. Chairman North Dum Dum: Informed that water logging problem on Kalyani Expressway in still there.
- Water Supply scheme under AMRUT in Basirhat and Taki municipality to be expedited by PHE.
- District Magistrate informed that a meeting would be held on 22.7.2016 to sort-out land problem and construction of connecting road with the Kalyani Express way. DPR to be prepared by the PWD as soon as possible.
- Director, SUDA: Informed that Trans municipal SWM to be take up very shortly by SUDA.

- Hon'ble MIC MA & UD Deptt: Informed that utilization certificate of 2.5 Crore Bhatpara, Halisahar, Kamarhati, Kanchrapara, Naihati, North Dum Dum etc. for BSUP Project is to be submitted otherwise next fund will not be received, As BSUP is over now we are going to *Housing for All* scheme.
  - Bidhannagar Municipal Corporation: JNNURM 2017 SWM at Mollarbhari by KMDA work stopped and electrification and boundary wall work to be done.
  - Hon'ble MIC MA & UD Deptt informed that KMDA to hand over the project to the BMC immediately. The pending job to be discussed by us with the BMC thereafter further financial support to be extended from the end of KMDA.
  - Mayor KMC: Maintenance related problem in some GAP and STP development etc. Project for North 24 Parganas municipality, Policy matter to be decided as soon as possible by us.
  - Regular coordination meeting with all municipality to be convened by the District Magistrate for this District.
  - Foreign investment for Development of Drainage system for these Municipalities to be explored.
  - The District Magistrate, North 24 Parganas informed that review meeting on development schemes of all municipalities are regularly (alternate month) being held with Executive Officers of the municipalities. Henceforth, the Chairpersons of all the municipalities would also be invited.
  - Hon'ble MIC MA & UD requested all the officers of the Department and the Mayor BMC and all the Chairpersons of the Municipalities to expedite the Development schemes of the Municipalities and keep close liaison with different Deptt. to resolve the issues at the earliest. He also informed that the scheme / projects mentioned in the Agenda points not discussed would also be taken up properly by the Department concerned.
- As there is no other agenda, the meeting ended with thanks to and from chair.



## Agenda points to be discussed on inter departmental co-ordination meeting to implement various municipal schemes.

### 1. KMDA

- Restoration work to be expedited for the JNNURM KMDA pipeline project under New Barrackpore Municipality.
- Utility shifting work to be done within a month for the ongoing work in Madhyamgram Chowmatha Underpass under Madhyamgram Municipality.
- Sewerage project (laying of sewer line, construction of STP) etc under Halisahar Municipality, project cost 274.76 Cr implemented by KMDA GAP sector to be completed soon as the project is incomplete for a long period.
- Trans-municipal Surface water supply project under Barasat Municipality, work not completed, road demolished but not yet restored and the KMDA agencies not responding.
- Integrated storm water Drainage system project under Barasat Municipality almost completed but reinforcement work very poor, KMDA is to expedite the job.
- Land details regarding sewerage system under Naihati Municipality submitted to KMDA for necessary approval.
- Basakbagan underground water reservoir project under Baranagar Municipality, tender process done, KMDA needs to start the work immediately.
- Barauni Kalindi sewerage project South Dum Dum Municipality to be taken up by KMDA authority.
- Pipeline water supply scheme (surface water) under Bidhannagar Municipal Corporation, Baranagar Municipality, and maintenance work needs to be improved by KMDA as roads are damaged due to leakage of water.

### 2. Irrigation Department.

- Restoration work of Baikantah Canal (3 Km) under Madhyamgram Municipality.
- Khardah canal (Kabli Bill) restoration work under Panihati Municipality, project amount 46 lakhs sanctioned but embankment repairing work not yet started. (project is under Executive Engineer Irrigation canal Division)
- De siltation work of Dum Dum Cantonment canal started but very slow and the work for Sultanpur canal not yet started under Dum Dum Municipality. Irrigation Department has to expedite the job as there is every possibility of inundation at any time during this monsoon due to large volume of water inflow occurred usually from Airport, Bidhannagar Mun Corpn and South Dum Dum Municipal Areas.
- Renovation work of Durganagar Dum Dum Cantonment nayanjuli project under Dum Dum Municipality may be intervened by the Irrigation department with the Railway authority.
- Drazing and de siltation work of Suti Khal under Barasat Municipality is needed by the Irrigation department.
- Shyamnagar Khal and Ichhapur Khal under North Dumdum Municipality de siltation work needs to be started by irrigation dept.
- De siltation of Bagjola canal under Baranagar Municipality needs to be completed.



- De siltation of Irrigation Canal under Kanchapara Municipality between Halisahar & Kanchapara needed by Irrigation Suburban Drainage Division.
- Four canals under Bidhanagar Municipal Corporation need immediate de siltation by the Irrigation Deptt.
- Comprehensive survey and preparation of DPR for proper drainage system by de-siltation of existing canal/ khal. ( Zonal/ Trans municipal level)

### 3. PWD Department.

- Storm water project of Rs 19 Cr left by NABARD, the project may be taken up by the PWD ( BKP DIV ) Department as soon as possible. This project is implemented under Panihati Municipality.
- Establishment of Sports Complex under Barrackpore Municipality for the allotment year 2014-15 with a project cost of Rs 13.80 Cr work is still going on gallery, Ground and Boundary wall are under construction, PWD may pl expedite the issue.

### 4. KMWS Department.

- Pipeline water supply project under Khardah Municipality, installation of water pipeline done but individual household level distribution plan yet not finalised.
- Construction of electrical crematorium at debitala burning ghat at ichhapur ward no 5 under North Barrackpore Municipality needs to be started soon, fund already received.
- Water supply project of North Barrackpore Municipality & Barrackpore Municipality needs to be completed by KMWS Deptt. very soon.
- Ganga Ghat renovation project under Baranagar Municipality , Renovation of river bank of the Ganges needs to be completed by KMWSA .

### 5. PHE Department.

- Water supply scheme under AMRUT for internal development in phase 1 under Bongaon Municipality, PHE Department to initiate for preparation of DPR for construction of intake point with boosting pumping station and laying of raw water raising main from Chakdah to Bongaon Township for delivery of Raw Water to the WTP in the 2nd phase.
- AMRUT water supply project under Basirhat Municipality for Rs.300 Cr. Needs intervention between PHE & Railway Deptt.
- Pipeline Water project under Taki Municipality, DPR prepared by PHE, scheme should be started by PHE soon.

### 6. PWD (Road) Department.

- Water supply scheme under AMRUT for internal development in phase 1 under Bongaon Municipality, PWD (Roads) Dept is to initiate the laying of D.I. Pipe alongside the Chakdah Bongaon road.
- Patipukur- Rajarhat Road Widening project under Bidhannagar Municipal Corporation delayed due to delaying in utility shifting by KMWSA and delaying in electrical pole shifting by the WBSEDCL authorities, the project is executed by the PWD (Roads) Div-I Dept which needs to be improved to avoid water logging during rainy season.

### 7. MED.

*Bongaon.  
Arise water problem*

- Houses for all schemes under Dum Dum Municipality beneficiaries are not being allowed by the MED Department to construct the building without pillar in such a low cost budget. The matter may be taken into consideration. Modification from the Model plan required.
- Integrated storm water management project under Naihati Municipality, DPR submitted to MED for necessary approval
- Solid waste management project under Naihati Municipality, land details submitted to Chief Engineer of MED.
- NUHM projects (2 nos.) under Baranagar Municipality, plan estimate varies from the model plan due to shortage of land available, MED to review for relaxation of the plan.
- Solid waste Management project under Kanchrapara Municipality, MED to prepare DPR .

Land Survey  
Site plan  
Map will be  
prepared  
by KMDA

#### 8. SUDA

- Trans Municipal solid waste management plan under Kamarhati Municipality with Panihati Municipality, Plan to be prepared by SUDA.
- Housing for all project under Bidhannagar Municipal Corporation, plan of action submitted to SUDA on 01/03/2016 for necessary approval.
- Solid waste management plan under JNNURM under Bidhannagar Municipal Corporation for the year 2007 still incomplete, installation of sewerage system already completed but the development of dumping ground for SWM is not yet completed.

#### 9. UD Department

- Three UGR received by Bidhannagar Municipal Corporation, land for two UGR received , for one UGR land issues pending from UD Deptt.

**SUDA**

# STATE URBAN DEVELOPMENT AGENCY

HEALTH WING  
"ILGUS BHAVAN"

H-C BLOCK, SECTOR-III, BIDHANNAGAR, CALCUTTA-700 091  
West Bengal

Ref No. SUDA-Health/65(Pt-IX)/16/16(59)

Date 19.04.2017

From : Director, SUDA

To : The Commissioner,  
Asansol / Bidhannagar / Durgapur Municipal Corporation

: The Chairperson / Administrator

..... Municipality

Sub. : Request for submission of Utilisation Certificate (UC) relating to fund released for Procurement of Larvicidal & IEC for Prevention and Control of Vector Borne Diseases in Urban Area for the year 2016 - Reminder - 5.

Ref. : This office earlier communication vide no. SUDA-Health/65(Pt.IX)/16/217(118) dt. 09.01.2017, SUDA-Health/65(Pt.IX)/16/228(110) dt. 06.02.2017, SUDA-Health/65(Pt.IX)/16/241(93) dt. 15.02.2017, SUDA-Health/65(Pt.IX)/16/262(78) dt. 07.03.2017 and SUDA-Health/65(Pt.IX)/16/289(64) dt. 28.03.2017.

Sir / Madam,

You were requested to submit UC by 31.03.2017 relating to fund released for procurement of Larvicidal & IEC for Prevention and Control of Vector Borne Diseases in Urban Area for the year 2016, which is still pending from your end.

Hence, you are again requested to submit UC as detailed in the enclosure by **28.04.2017** for onward transmission to UD & MA Department.

**This may be treated as most urgent.**

Thanking you.

Encl. : As stated.

SUDA-Health/65(Pt-IX)/16/16(59)/1(56)

CC

The Executive Officer, ..... Municipality

Yours faithfully,

  
Director, SUDA

Dt. .. 19.04.2017

  
Director, SUDA

*e-mul on 20.4*



**ULB-wise Fund Status for Prevention of Vector Borne Diseases  
during FY 2016-17**

| Sl. No. | Name of ULB               | Opening Balance<br>(As on<br>01.04.2016) | Fund released to ULBs |           |           | Available Fund with ULB | UC Submitted by ULB | Balance<br>ULB |
|---------|---------------------------|--|-----------------------|-----------|-----------|-------------------------|---------------------|----------------|
|         |                           |  | ULB                   | 1st Ins.  | 2nd Ins.  |                         |                     |                |
| 1       | ASANSOL MC                | 937,894                                  | 1,291,500             | 1,291,500 | 2,583,000 | 3,520,894               | 296,820             | 3,224,074      |
| 2       | ASHOKENAGAR<br>KALYANGARH | 162,000                                  | 159,500               | 159,500   | 319,000   | 481,000                 | -                   | 481,000        |
| 3       | BADURIA                   | -  | 119,000               | 119,000   | 238,000   | 238,000                 | -                   | 238,000        |
| 4       | BALURGHAT                 | 241,000                                  | 238,000               | 238,000   | 476,000   | 717,000                 | 476,000             | 241,000        |
| 5       | BANKURA                   | 2,318                                    | 236,000               | 236,000   | 472,000   | 474,318                 | 472,000             | 2,318          |
| 6       | BARASAT                   | -  | 320,000               | 320,000   | 640,000   | 640,000                 | 633,300             | 6,700          |
| 7       | BASIRHAT                  | -  | 159,500               | 159,500   | 319,000   | 319,000                 | 314,417             | 4,583          |
| 8       | BELDANGA                  | 1,000                                    | 96,500                | 96,500    | 193,000   | 194,000                 | 188,690             | 5,310          |
| 9       | BIDHANNAGAR               | -  | 627,500               | 627,500   | 1,255,000 | 1,255,000               | -                   | 1,255,000      |
| 10      | BISHNUPUR                 | 2,000                                    | 133,000               | 133,000   | 266,000   | 268,000                 | 266,000             | 2,000          |
| 11      | BOLPUR                    | -  | 128,500               | 128,500   | 257,000   | 257,000                 | 104,000             | 153,000        |
| 12      | BUDGE BUDGE               | 3,600                                    | 141,000               | 141,000   | 282,000   | 285,600                 | -                   | 285,600        |
| 13      | BURDWAN                   | 272,000                                  | 265,500               | 265,500   | 531,000   | 803,000                 | -                   | 803,000        |
| 14      | CONTAI                    | 2,000                                    | 203,000               | 203,000   | 406,000   | 408,000                 | 397,762             | 10,238         |
| 15      | COOCH BEHAR               | -  | 141,000               | 141,000   | 282,000   | 282,000                 | 237,610             | 44,390         |
| 16      | COOPERS CAMP              | -  | 83,500                | 83,500    | 167,000   | 167,000                 | 166,684             | 316            |
| 17      | DAINHAT                   | -  | 96,000                | 96,000    | 192,000   | 192,000                 | 180,370             | 11,630         |
| 18      | DALKHOLA                  | 99,000                                   | 97,500                | 97,500    | 195,000   | 294,000                 | -                   | 294,000        |
| 19      | DARJEELING                | 223,000                                  | 222,000               | 222,000   | 444,000   | 667,000                 | 222,000             | 445,000        |
| 20      | DHUPGURI                  | 36,306                                   | 111,500               | 111,500   | 223,000   | 259,306                 | 223,000             | 36,306         |
| 21      | DUBRAJPUR                 | 1,000                                    | 111,000               | 111,000   | 222,000   | 223,000                 | -                   | 223,000        |
| 22      | EGRA                      | 98,000                                   | 97,000                | 97,000    | 194,000   | 292,000                 | 194,000             | 98,000         |
| 23      | GAYESHPUR                 | -  | 126,000               | 126,000   | 252,000   | 252,000                 | 251,338             | 662            |
| 24      | GHATAL                    | 2,000                                    | 119,000               | 119,000   | 238,000   | 240,000                 | 238,000             | 2,000          |
| 25      | GOBARDANGA                | 118,000                                  | 118,000               | 118,000   | 236,000   | 354,000                 | 118,000             | 236,000        |
| 26      | HALISAHAR                 | 3,000                                    | 166,000               | 166,000   | 332,000   | 335,000                 | 332,000             | 3,000          |
| 27      | HOOGLY CHINSURAH          | 221,000                                  | 217,000               | 217,000   | 434,000   | 655,000                 | -                   | 655,000        |
| 28      | JALPAIGURI                | 179,000                                  | 176,500               | 176,500   | 353,000   | 532,000                 | 353,000             | 179,000        |
| 29      | JANGIPUR                  | 14,550                                   | 142,500               | 142,500   | 285,000   | 299,550                 | -                   | 299,550        |
| 30      | JHALDA                    | -  | 83,000                | 83,000    | 166,000   | 166,000                 | 141,662             | 24,338         |
| 31      | KALIAGANJ                 | 120,000                                  | 119,000               | 119,000   | 238,000   | 358,000                 | 238,000             | 120,000        |
| 32      | KALIMPONG                 | -  | 156,000               | 156,000   | 312,000   | 312,000                 | 60,114              | 251,886        |
| 33      | KALYANI                   | 195,511                                  | 204,000               | 204,000   | 408,000   | 603,511                 | 437,110             | 166,401        |
| 34      | KAMARHATI                 | 373,000                                  | 373,000               | 373,000   | 746,000   | 1,119,000               | -                   | 1,119,000      |
| 35      | KANDI                     | 120,000                                  | 119,000               | 119,000   | 238,000   | 358,000                 | -                   | 358,000        |
| 36      | KATWA                     | 137,000                                  | 135,000               | 135,000   | 270,000   | 407,000                 | -                   | 407,000        |
| 37      | KHARAGPUR                 | 314,000                                  | 310,500               | 310,500   | 621,000   | 935,000                 | 465,570             | 469,430        |
| 38      | KHARAR                    | 70,000                                   | 69,500                | 69,500    | 139,000   | 209,000                 | -                   | 209,000        |
| 39      | KURSEONG                  | -  | 136,500               | 136,500   | 273,000   | 273,000                 | 266,700             | 6,300          |
| 40      | MADHYAMGRAM               | 192,000                                  | 187,500               | 187,500   | 375,000   | 567,000                 | 375,000             | 192,000        |
| 41      | MAL                       | 1,000                                    | 103,000               | 103,000   | 206,000   | 207,000                 | 206,000             | 1,000          |
| 42      | MEDINIPUR                 | 27,005                                   | 177,500               | 177,500   | 355,000   | 382,005                 | 316,450             | 65,555         |
| 43      | MEMARI                    | -  | 111,500               | 111,500   | 223,000   | 223,000                 | 201,500             | 21,500         |
| 44      | MIRIK                     | 1,098                                    | 63,000                | 63,000    | 126,000   | 127,098                 | 126,000             | 1,098          |
| 45      | NALHATI                   | 112,000                                  | 111,500               | 111,500   | 223,000   | 335,000                 | -                   | 335,000        |
| 46      | OLD MALDA                 | -  | 122,500               | 122,500   | 245,000   | 245,000                 | 235,815             | 9,185          |
| 47      | PANSKURA                  | 122,000                                  | 119,500               | 119,500   | 239,000   | 361,000                 | 239,000             | 122,000        |
| 48      | PUJALI                    | 6,375                                    | 104,500               | 104,500   | 209,000   | 215,375                 | 203,500             | 11,875         |
| 49      | PURULIA                   | 161,000                                  | 159,000               | 159,000   | 318,000   | 479,000                 | 157,000             | 322,000        |
| 50      | RAGHUNATHPUR              | 90,000                                   | 90,500                | 90,500    | 181,000   | 271,000                 | -                   | 271,000        |
| 51      | RAIGANJ                   | 196,000                                  | 192,500               | 192,500   | 385,000   | 581,000                 | -                   | 581,000        |
| 52      | RAMPURHAT                 | 121,000                                  | 119,500               | 119,500   | 239,000   | 360,000                 | 239,000             | 121,000        |
| 53      | RANAGHAT                  | -  | 191,000               | 191,000   | 382,000   | 382,000                 | 366,227             | 15,773         |
| 54      | SANTIPUR                  | 178,000                                  | 175,500               | 175,500   | 351,000   | 529,000                 | -                   | 529,000        |
| 55      | SONAMUKHI                 | -  | 103,500               | 103,500   | 207,000   | 207,000                 | 205,443             | 1,557          |
| 56      | TARAKESHWAR               | -  | 103,500               | 103,500   | 207,000   | 207,000                 | 82,904              | 124,096        |
| 57      | ULUBERIA                  | 216,000                                  | 211,500               | 211,500   | 423,000   | 639,000                 | -                   | 639,000        |
| 58      | DOMKAL                    | -  | 144,500               | 144,500   | 289,000   | 289,000                 | 44,829              | 244,171        |
| 59      | BUNIADPUR                 | -  | 97,500                | 97,500    | 195,000   | 195,000                 | -                   | 195,000        |

**SUDA**

# STATE URBAN DEVELOPMENT AGENCY

HEALTH WING  
"ILGUS BHAVAN"

H-C BLOCK, SECTOR-III, BIDHANNAGAR, CALCUTTA-700 091  
West Bengal

Ref No. SUDA-Health/65(Pt-IX)/16/17(03)

Date 19.04.2017

From : Director, SUDA

To : The Commissioner,  
Bidhannagar / Siliguri Municipal Corporation

: The Chairman  
Burdwan Municipality

Sub. : Request for submission of Utilisation Certificate (UC) relating to fund released for house to house visit for Prevention and Control of Vector Borne Diseases in Urban Area for the year 2016 - Reminder -5.

Ref. : This office earlier communication vide no. SUDA-Health/65(Pt-IX)/16/189(40) dt. 15.12.2016, SUDA-Health/65(Pt-IX)/16/201(33) dt. 26.12.2016, SUDA-Health/65(Pt-IX)/16/214(22) dt.06.01.2017, SUDA-Health/65(Pt-IX)/16/227(18) dt. 06.02.17 and SUDA-Health/65(Pt-IX)/16/240(12) dt. 15.02.17.

Sir / Madam,

You were requested to submit UC by 22.02.2017 for house to house visit for Prevention and Control of Vector Borne Diseases in Urban Area for the year 2016, which is still pending from your end.

Hence, you are again requested to submit UC as detailed in the enclosure by 28.04.2017 for onward transmission to Health & Family Welfare Department.

**This may be treated as most urgent.**

Thanking you.

Enclo. : As stated.

SUDA-Health/65(Pt-IX)/16/17(03)01(01)  
CC  
The Executive Officer, Burdwan Municipality

Yours faithfully,

  
Director, SUDA

Dt. .. 19.04.2017

  
Director, SUDA

*e-mail on 20.4.*

Memo No. SUDA-Health/65(Pt-IX)/16/17(03) dt. 19.04.2017

| Sl No | Name of Municipality | Fund Released to ULB by SUDA | UC Submitted by ULB | UC Pending |
|-------|----------------------|------------------------------|---------------------|------------|
| 1     | Bidhannagar MC       | 3,031,000                    | 2,598,000           | 4,33,000   |
|       | Rajarhat Gopalpur    | 2,176,125                    | 932,625             | 1,243,500  |
| 2     | Burdwan              | 978,750                      | 488,250             | 490,500    |
| 3     | Siliguri MC          | 2,215,500                    | 1,196,250           | 1,019,250  |



**SUDA**

**STATE URBAN DEVELOPMENT AGENCY**

**HEALTH WING  
"ILGUS BHAVAN"**

H-C BLOCK, SECTOR-III, BIDHANNAGAR, CALCUTTA-700 091  
West Bengal

Ref No. **SUDA-Health/65(Pt-IX)/16/289(64)**

Date **28.03.2017**

**From : Director, SUDA**

**To : The Commissioner,  
Asansol / Bidhannagar / Durgapur Municipal Corporation**

**: The Chairman / Chairperson**

..... **Municipality**

**Sub. : Request for submission of Utilisation Certificate (UC) relating to fund released for Procurement of Larvicidal & IEC for Prevention and Control of Vector Borne Diseases in Urban Area for the year 2016 - Reminder - 4.**

**Ref. : This office earlier communication vide no. SUDA-Health/65(Pt.IX)/16/217(118) dt. 09.01.2017, SUDA-Health/65(Pt.IX)/16/228(110) dt. 06.02.2017, SUDA-Health/65(Pt.IX)/16/241(93) dt. 15.02.2017 and SUDA-Health/65(Pt.IX)/16/262(78) dt. 07.03.2017.**

**Sir / Madam,**

You were requested to submit UC by 14.03.2017 relating to fund released for procurement of Larvicidal & IEC for Prevention and Control of Vector Borne Diseases in Urban Area for the year 2016, which is still pending from your end.

Hence, you are again requested to submit UC as detailed in the enclosure by **31.03.2017** for onward transmission to UD & MA Department.

**This may be treated as most urgent.**

Thanking you.

**Encl. : As stated.**

**SUDA-Health/65(Pt-IX)/16/289(64)/1(61)**

CC

The Executive Officer, ..... Municipality

Yours faithfully,

  
**Director, SUDA**

**Dt. .. 28.03.2017**

  
**Director, SUDA**

**ULB-wise Fund Status for Prevention of Vector Borne Diseases  
during FY 2016-17**

| Sl. No. | Name of ULB                | Opening Balance<br>(As on<br>01.04.2016) | Fund released to ULBs |                    |                    | Available Fund with ULB | UC Submitted by ULB | Balance               |
|---------|----------------------------|--|-----------------------|--------------------|--------------------|-------------------------|---------------------|-----------------------|
|         |                            |  | ULB                   | 1st Ins.           | 2nd Ins.           |                         |                     | Total                 |
| 1       | ASANSOL MC                 | 937,894                                  | 1,291,500             | 1,291,500          | 2,583,000          | 3,520,894               | 296,820             | 3,224,074             |
| 2       | ASHOKENAGAR<br>KALYANGARH  | 162,000                                  | 159,500               | 159,500            | 319,000            | 481,000                 | -                   | 481,000               |
| 3       | BADURIA                    | -  | 119,000               | 119,000            | 238,000            | 238,000                 | -                   | 238,000               |
| 4       | BALURGHAT                  | 241,000                                  | 238,000               | 238,000            | 476,000            | 717,000                 | 476,000             | 241,000               |
| 5       | <del>PANKURA</del>         | <del>3,404</del>                         | <del>236,000</del>    | <del>236,000</del> | <del>472,000</del> | <del>475,404</del>      | <del>471,110</del>  | <del>4,294</del> 2318 |
| 6       | BARASAT                    | -  | 320,000               | 320,000            | 640,000            | 640,000                 | 633,300             | 6,700                 |
| 7       | BASIRHAT                   | -  | 159,500               | 159,500            | 319,000            | 319,000                 | 314,417             | 4,583                 |
| 8       | BELDANGA                   | 1,000                                    | 96,500                | 96,500             | 193,000            | 194,000                 | 188,690             | 5,310                 |
| 9       | BIDHANNAGAR                | -  | 627,500               | 627,500            | 1,255,000          | 1,255,000               | -                   | 1,255,000             |
| 10      | BISHNUPUR                  | 136,000                                  | 133,000               | 133,000            | 266,000            | 402,000                 | 266,000             | 136,000 2078          |
| 11      | BOLPUR                     | -  | 128,500               | 128,500            | 257,000            | 257,000                 | 104,000             | 153,000               |
| 12      | BUDGE BUDGE                | 3,600                                    | 141,000               | 141,000            | 282,000            | 285,600                 | -                   | 285,600               |
| 13      | BURDWAN                    | 272,000                                  | 265,500               | 265,500            | 531,000            | 803,000                 | -                   | 803,000               |
| 14      | CONTAI                     | 2,000                                    | 203,000               | 203,000            | 406,000            | 408,000                 | 397,762             | 10,238                |
| 15      | COOCH BEHAR                | -  | 141,000               | 141,000            | 282,000            | 282,000                 | 237,610             | 44,390                |
| 16      | <del>COOPERS CAMP</del>    | <del>-</del>                             | <del>83,500</del>     | <del>83,500</del>  | <del>167,000</del> | <del>167,000</del>      | <del>67,324</del>   | <del>99,676</del> 316 |
| 17      | DAINHAT                    | -  | 96,000                | 96,000             | 192,000            | 192,000                 | 180,370             | 11,630                |
| 18      | DALKHOLA                   | 99,000                                   | 97,500                | 97,500             | 195,000            | 294,000                 | -                   | 294,000               |
| 19      | DARJEELING                 | 223,000                                  | 222,000               | 222,000            | 444,000            | 667,000                 | -                   | 667,000 445000        |
| 20      | DHUPGURI                   | 36,306                                   | 111,500               | 111,500            | 223,000            | 259,306                 | 223,000             | 36,306                |
| 21      | <del>DIAMOND HARBOUR</del> | <del>-</del>                             | <del>159,500</del>    | <del>159,500</del> | <del>319,000</del> | <del>319,000</del>      | <del>188,120</del>  | <del>130,880</del>    |
| 22      | DUBRAJPUR                  | 1,000                                    | 111,000               | 111,000            | 222,000            | 223,000                 | -                   | 223,000               |
| 23      | <del>DURGAPUR MC</del>     | <del>11,000</del>                        | <del>476,000</del>    | <del>476,000</del> | <del>952,000</del> | <del>963,000</del>      | <del>-</del>        | <del>963,000</del>    |
| 24      | EGRA                       | 98,000                                   | 97,000                | 97,000             | 194,000            | 292,000                 | 194,000             | 98,000                |
| 25      | GAYESHPUR                  | -  | 126,000               | 126,000            | 252,000            | 252,000                 | 251,338             | 662                   |
| 26      | GHATAL                     | 2,000                                    | 119,000               | 119,000            | 238,000            | 240,000                 | 238,000             | 2,000                 |
| 27      | GOBARDANGA                 | 118,000                                  | 118,000               | 118,000            | 236,000            | 354,000                 | 118,000             | 236,000               |
| 28      | HALISAHAR                  | 3,000                                    | 166,000               | 166,000            | 332,000            | 335,000                 | 332,000             | 3,000                 |
| 29      | HOOGLY CHINSURAH           | 221,000                                  | 217,000               | 217,000            | 434,000            | 655,000                 | -                   | 655,000               |
| 30      | JALPAIGURI                 | 179,000                                  | 176,500               | 176,500            | 353,000            | 532,000                 | 353,000             | 179,000               |
| 31      | JANGIPUR                   | 14,550                                   | 142,500               | 142,500            | 285,000            | 299,550                 | -                   | 299,550               |
| 32      | JHALDA                     | -  | 83,000                | 83,000             | 166,000            | 166,000                 | 141,662             | 24,338                |
| 33      | KALIAGANJ                  | 120,000                                  | 119,000               | 119,000            | 238,000            | 358,000                 | 238,000             | 120,000               |
| 34      | KALIMPONG                  | 156,000                                  | 156,000               | 156,000            | 312,000            | 468,000                 | 60,114              | 407,886 251866        |
| 35      | KALYANI                    | 195,511                                  | 204,000               | 204,000            | 408,000            | 603,511                 | 437,110             | 166,401               |
| 36      | KAMARHATI                  | 373,000                                  | 373,000               | 373,000            | 746,000            | 1,119,000               | -                   | 1,119,000             |
| 37      | KANDI                      | 120,000                                  | 119,000               | 119,000            | 238,000            | 358,000                 | -                   | 358,000               |
| 38      | KATWA                      | 137,000                                  | 135,000               | 135,000            | 270,000            | 407,000                 | -                   | 407,000               |
| 39      | KHARAGPUR                  | 314,000                                  | 310,500               | 310,500            | 621,000            | 935,000                 | 465,570             | 469,430               |
| 40      | KHARAR                     | 70,000                                   | 69,500                | 69,500             | 139,000            | 209,000                 | -                   | 209,000               |
| 41      | <del>KHIRPAI</del>         | <del>71,000</del>                        | <del>70,000</del>     | <del>70,000</del>  | <del>140,000</del> | <del>211,000</del>      | <del>140,000</del>  | <del>71,000</del>     |
| 42      | KURSEONG                   | -  | 136,500               | 136,500            | 273,000            | 273,000                 | 266,700             | 6,300                 |
| 43      | MADHYAMGRAM                | 192,000                                  | 187,500               | 187,500            | 375,000            | 567,000                 | 375,000             | 192,000               |
| 44      | MAL                        | 1,000                                    | 103,000               | 103,000            | 206,000            | 207,000                 | 206,000             | 1,000                 |
| 45      | MEDINIPUR                  | 27,005                                   | 177,500               | 177,500            | 355,000            | 382,005                 | 316,450             | 65,555                |
| 46      | <del>MEKHLIGANJ</del>      | <del>64,000</del>                        | <del>62,500</del>     | <del>62,500</del>  | <del>125,000</del> | <del>189,000</del>      | <del>125,000</del>  | <del>64,000</del>     |
| 47      | MEMARI                     | -  | 111,500               | 111,500            | 223,000            | 223,000                 | 201,500             | 21,500                |
| 48      | MIRIK                      | 1,098                                    | 63,000                | 63,000             | 126,000            | 127,098                 | 126,000             | 1,098                 |
| 49      | NALHATI                    | 112,000                                  | 111,500               | 111,500            | 223,000            | 335,000                 | -                   | 335,000               |
| 50      | <del>NEW BARRACKPUR</del>  | <del>141,000</del>                       | <del>141,000</del>    | <del>141,000</del> | <del>282,000</del> | <del>423,000</del>      | <del>282,000</del>  | <del>141,000</del>    |
| 51      | OLD MALDA                  | -  | 122,500               | 122,500            | 245,000            | 245,000                 | 235,815             | 9,185                 |
| 52      | PANSKURA                   | 122,000                                  | 119,500               | 119,500            | 239,000            | 361,000                 | 239,000             | 122,000               |
| 53      | PUJALI                     | 6,375                                    | 104,500               | 104,500            | 209,000            | 215,375                 | 203,500             | 11,875                |
| 54      | PURULIA                    | 161,000                                  | 159,000               | 159,000            | 318,000            | 479,000                 | 157,000             | 322,000               |
| 55      | RAGHUNATHPUR               | 90,000                                   | 90,500                | 90,500             | 181,000            | 271,000                 | -                   | 271,000               |
| 56      | RAIGANJ                    | 196,000                                  | 192,500               | 192,500            | 385,000            | 581,000                 | -                   | 581,000               |
| 57      | RAMPURHAT                  | 121,000                                  | 119,500               | 119,500            | 239,000            | 360,000                 | 239,000             | 121,000               |
| 58      | RANAGHAT                   | -  | 191,000               | 191,000            | 382,000            | 382,000                 | 366,227             | 15,773                |
| 59      | SANTIPUR                   | 178,000                                  | 175,500               | 175,500            | 351,000            | 529,000                 | -                   | 529,000               |
| 60      | SONAMUKHI                  | -  | 103,500               | 103,500            | 207,000            | 207,000                 | 205,443             | 1,557                 |
| 61      | TARAKESHWAR                | -  | 103,500               | 103,500            | 207,000            | 207,000                 | 82,904              | 124,096               |
| 62      | ULUBERIA                   | 216,000                                  | 211,500               | 211,500            | 423,000            | 639,000                 | -                   | 639,000               |
| 63      | DOMKAL                     | -  | 144,500               | 144,500            | 289,000            | 289,000                 | 44,829              | 244,171               |
| 64      | BUNIADPUR                  | -  | 97,500                | 97,500             | 195,000            | 195,000                 | -                   | 195,000               |



**SUDA**

**STATE URBAN DEVELOPMENT AGENCY**

**HEALTH WING  
"ILGUS BHAVAN"**

**H-C BLOCK, SECTOR-III, BIDHANNAGAR, CALCUTTA-700 091  
West Bengal**

**Ref No. SUDA-Health/65(Pt-IX)/16/262(78)**

**Date 07.03.2017**

**From : Director, SUDA**

**To : The Commissioner,  
Asansol / Bidhannagar / Durgapur/  
Siliguri Municipal Corporation**

**: The Chairman / Chairperson**

**..... Municipality**

**Sub. : Request for submission of Utilisation Certificate (UC) relating to fund released for Procurement of Larvicidal & IEC for Prevention and Control of Vector Borne Diseases in Urban Area for the year 2016 - Reminder - 3.**

**Ref. : This office earlier communication vide no. SUDA-Health/65(Pt.IX)/16/217(118) dt. 09.01.2017, SUDA-Health/65(Pt.IX)/16/228(110) dt. 06.02.2017 and SUDA-Health/65(Pt.IX)/16/241(93) dt. 15.02.2017.**

**Sir / Madam,**

You were requested to submit UC by 22.02.2017 relating to fund released for procurement of Larvicidal & IEC for Prevention and Control of Vector Borne Diseases in Urban Area for the year 2016, which is still pending from your end.

Hence, you are again requested to submit UC as detailed in the enclosure by 14.03.2017 for onward transmission to UD & MA Department.

**This may be treated as most urgent.**

Thanking you.

**Encl. : As stated.**

**SUDA-Health/65(Pt-IX)/16/262(78)/1(74)**

CC

The Executive Officer, ..... Municipality

Yours faithfully,

  
**Director, SUDA**

**Dt. .. 07.03.2017**

  
**Director, SUDA**



**ULB-wise Fund Status for Prevention of Vector Borne Diseases  
during FY 2016-17**

| Sl. No. | Name of ULB               | Opening Balance<br>(As on<br>01.04.2016) | Fund released to ULBs |           |           | Available Fund with ULB | UC Submitted by ULB | Balance     |
|---------|---------------------------|--|-----------------------|-----------|-----------|-------------------------|---------------------|-------------|
|         |                           |  | ULB                   | 1st Ins.  | 2nd Ins.  |                         |                     | Total       |
| 1       | ASANSOL MC                | 937,894                                  | 1,291,500             | 1,291,500 | 2,583,000 | 3,520,894               | 296,820             | 3,224,074   |
| 2       | ASHOKENAGAR<br>KALYANGARH | 162,000                                  | 159,500               | 159,500   | 319,000   | 481,000                 | -                   | 481,000     |
| 3       | BADURIA                   | -  | 119,000               | 119,000   | 238,000   | 238,000                 | -                   | 238,000     |
| 4       | BAIDYABATI                | 3,000                                    | 159,000               | 159,000   | 318,000   | 321,000                 | 318,000             | 3,000       |
| 5       | BALURGHAT                 | 241,000                                  | 238,000               | 238,000   | 476,000   | 717,000                 | 476,000             | 241,000     |
| 6       | BANKURA                   | 3,404                                    | 236,000               | 236,000   | 472,000   | 475,404                 | -                   | 429,475,404 |
| 7       | BARASAT                   | 326,000                                  | 320,000               | 320,000   | 640,000   | 966,000                 | -                   | 690,966,000 |
| 8       | BASIRHAT                  | -  | 159,500               | 159,500   | 319,000   | 319,000                 | 314,417             | 4,583       |
| 9       | BELDANGA                  | 1,000                                    | 96,500                | 96,500    | 193,000   | 194,000                 | 188,690             | 5,310       |
| 10      | BIDHANNAGAR               | -  | 627,500               | 627,500   | 1,255,000 | 1,255,000               | -                   | 1,255,000   |
| 11      | BISHNUPUR                 | 136,000                                  | 133,000               | 133,000   | 266,000   | 402,000                 | 266,000             | 136,000     |
| 12      | BOLPUR                    | 130,000                                  | 128,500               | 128,500   | 257,000   | 387,000                 | 104,000             | 289,000     |
| 13      | BUDGE BUDGE               | 3,600                                    | 141,000               | 141,000   | 282,000   | 285,600                 | -                   | 285,600     |
| 14      | BURDWAN                   | 272,000                                  | 265,500               | 265,500   | 531,000   | 803,000                 | -                   | 803,000     |
| 15      | CHAMPDANI                 | 161,000                                  | 157,500               | 157,500   | 315,000   | 476,000                 | -                   | 476,000     |
| 16      | CONTAI                    | 2,000                                    | 203,000               | 203,000   | 406,000   | 408,000                 | 397,762             | 10,238      |
| 17      | COOCH BEHAR               | 41,000                                   | 141,000               | 141,000   | 282,000   | 323,000                 | 120,650             | 200,350     |
| 18      | COOPERS CAMP              | -  | 83,500                | 83,500    | 167,000   | 167,000                 | 67,324              | 99,676      |
| 19      | DAINHAT                   | 1,000                                    | 96,000                | 96,000    | 192,000   | 193,000                 | 79,735              | 113,265     |
| 20      | DALKHOLA                  | 99,000                                   | 97,500                | 97,500    | 195,000   | 294,000                 | -                   | 294,000     |
| 21      | DARJEELING                | 223,000                                  | 222,000               | 222,000   | 444,000   | 667,000                 | -                   | 667,000     |
| 22      | DHUPGURI                  | 36,306                                   | 111,500               | 111,500   | 223,000   | 259,306                 | 223,000             | 36,306      |
| 23      | DIAMOND HARBOUR           | -  | 159,500               | 159,500   | 319,000   | 319,000                 | 188,120             | 130,880     |
| 24      | DUBRAJPUR                 | 1,000                                    | 111,000               | 111,000   | 222,000   | 223,000                 | -                   | 223,000     |
| 25      | DURGAPUR MC               | 11,000                                   | 476,000               | 476,000   | 952,000   | 963,000                 | -                   | 963,000     |
| 26      | EGRA                      | 98,000                                   | 97,000                | 97,000    | 194,000   | 292,000                 | 194,000             | 98,000      |
| 27      | GANGARAMPUR               | -  | 125,500               | 125,500   | 251,000   | 251,000                 | 248,529             | 2,471       |
| 28      | GAYESHPUR                 | -  | 126,000               | 126,000   | 252,000   | 252,000                 | 239,738             | 62,262      |
| 29      | GHATAL                    | 2,000                                    | 119,000               | 119,000   | 238,000   | 240,000                 | 238,000             | 2,000       |
| 30      | GOBARDANGA                | 118,000                                  | 118,000               | 118,000   | 236,000   | 354,000                 | 118,000             | 236,000     |
| 31      | HALISAHAR                 | 3,000                                    | 166,000               | 166,000   | 332,000   | 335,000                 | 332,000             | 3,000       |
| 32      | HOOGHLY CHINSURAH         | 221,000                                  | 217,000               | 217,000   | 434,000   | 655,000                 | -                   | 655,000     |
| 33      | JALPAIGURI                | 179,000                                  | 176,500               | 176,500   | 353,000   | 532,000                 | 353,000             | 179,000     |
| 34      | JANGIPUR                  | 14,550                                   | 142,500               | 142,500   | 285,000   | 299,550                 | -                   | 299,550     |
| 35      | JHALDA                    | -  | 83,000                | 83,000    | 166,000   | 166,000                 | 141,662             | 24,338      |
| 36      | JALGANJ- AZIMGANJ         | 2,000                                    | 118,500               | 118,500   | 237,000   | 239,000                 | 237,000             | 2,000       |
| 37      | KALIAGANJ                 | 120,000                                  | 119,000               | 119,000   | 238,000   | 358,000                 | 238,000             | 120,000     |
| 38      | KALIMPONG                 | 156,000                                  | 156,000               | 156,000   | 312,000   | 468,000                 | 60,114              | 407,886     |
| 39      | KALYANI                   | 195,511                                  | 204,000               | 204,000   | 408,000   | 603,511                 | 437,110             | 166,401     |
| 40      | KAMARHATI                 | 373,000                                  | 373,000               | 373,000   | 746,000   | 1,119,000               | -                   | 1,119,000   |
| 41      | KANDI                     | 120,000                                  | 119,000               | 119,000   | 238,000   | 358,000                 | -                   | 358,000     |
| 42      | KATWA                     | 137,000                                  | 135,000               | 135,000   | 270,000   | 407,000                 | -                   | 407,000     |
| 43      | KHARAGPUR                 | 314,000                                  | 310,500               | 310,500   | 621,000   | 935,000                 | -                   | 935,000     |
| 44      | KHARAR                    | 70,000                                   | 69,500                | 69,500    | 139,000   | 209,000                 | -                   | 209,000     |
| 45      | KHIRPAI                   | 71,000                                   | 70,000                | 70,000    | 140,000   | 211,000                 | 140,000             | 71,000      |
| 47      | KURSEONG                  | -  | 136,500               | 136,500   | 273,000   | 273,000                 | 266,700             | 6,300       |
| 48      | MADHYAMGRAM               | 192,000                                  | 187,500               | 187,500   | 375,000   | 567,000                 | 375,000             | 192,000     |
| 49      | MAL                       | 1,000                                    | 103,000               | 103,000   | 206,000   | 207,000                 | 206,000             | 1,000       |
| 50      | MEDINIPUR                 | 27,005                                   | 177,500               | 177,500   | 355,000   | 382,005                 | 316,450             | 65,555      |
| 51      | MEKHLIGANJ                | 64,000                                   | 62,500                | 62,500    | 125,000   | 189,000                 | 125,000             | 64,000      |
| 52      | MEMARI                    | -  | 111,500               | 111,500   | 223,000   | 223,000                 | 201,500             | 21,500      |
| 53      | MIRIK                     | 1,098                                    | 63,000                | 63,000    | 126,000   | 127,098                 | 126,000             | 1,098       |
| 54      | MURSHIDABAD               | 132,000                                  | 130,000               | 130,000   | 260,000   | 392,000                 | -                   | 392,000     |

153070

44390

11630

459430

| Sl. No. | Name of ULB                 | Opening Balance<br>(As on<br>01.04.2016) | Fund released to ULBs |          |           | Available<br>Fund with<br>ULB | UC Submitted<br>by ULB | Balance<br>ULB             |
|---------|-----------------------------|--|-----------------------|----------|-----------|-------------------------------|------------------------|----------------------------|
|         |                             |  | ULB                   | 1st Ins. | 2nd Ins.  |                               |                        |                            |
| 55      | <del>NABADWIP</del>         | 175,000                                  | 172,000               | 172,000  | 344,000   | 519,000                       | -                      | <del>519,000</del>         |
| 56      | <del>NALHATI</del>          | 1,985                                    | 209,500               | 209,500  | 419,000   | 420,985                       | 417,965                | <del>3,020</del>           |
| 57      | NALHATI                     | 112,000                                  | 111,500               | 111,500  | 223,000   | 335,000                       | -                      | 335,000                    |
| 58      | NEW BARRACKPUR              | 141,000                                  | 141,000               | 141,000  | 282,000   | 423,000                       | 141,000                | <del>282,000</del> 141,000 |
| 59      | <del>NORTH BARRACKPUR</del> | 163,000                                  | 160,500               | 160,500  | 321,000   | 484,000                       | -                      | <del>484,000</del>         |
| 60      | <del>NORTH DUMDUM</del>     | 5,375                                    | 325,500               | 325,500  | 651,000   | 656,375                       | -                      | <del>656,375</del>         |
| 61      | OLD MALDA                   | -  | 122,500               | 122,500  | 245,000   | 245,000                       | 235,815                | 9,185                      |
| 62      | PANSKURA                    | 122,000                                  | 119,500               | 119,500  | 239,000   | 361,000                       | 239,000                | 122,000                    |
| 63      | PUJALI                      | 6,375                                    | 104,500               | 104,500  | 209,000   | 215,375                       | 203,500                | 11,875                     |
| 64      | PURULIA                     | 161,000                                  | 159,000               | 159,000  | 318,000   | 479,000                       | 157,000                | 322,000                    |
| 65      | RAGHUNATHPUR                | 90,000                                   | 90,500                | 90,500   | 181,000   | 271,000                       | -                      | 271,000                    |
| 66      | RAIGANJ                     | 196,000                                  | 192,500               | 192,500  | 385,000   | 581,000                       | -                      | 581,000                    |
| 67      | RAMPURHAT                   | 121,000                                  | 119,500               | 119,500  | 239,000   | 360,000                       | 239,000                | 121,000                    |
| 68      | RANAGHAT                    | -  | 191,000               | 191,000  | 382,000   | 382,000                       | 366,227                | 15,773                     |
| 69      | <del>RISHRA</del>           | 168,000                                  | 166,000               | 166,000  | 332,000   | 500,000                       | -                      | <del>500,000</del>         |
| 70      | SANTIPUR                    | 178,000                                  | 175,500               | 175,500  | 351,000   | 529,000                       | -                      | 529,000                    |
| 71      | <del>SILIGURIMC</del>       | -  | 507,000               | 507,000  | 1,014,000 | 1,014,000                     | 507,000                | <del>507,000</del>         |
| 72      | SONAMUKHI                   | -  | 103,500               | 103,500  | 207,000   | 207,000                       | 205,443                | 1,557                      |
| 73      | <del>TAHERPUR</del>         | 92,000                                   | 92,000                | 92,000   | 184,000   | 276,000                       | -                      | <del>276,000</del>         |
| 74      | TARAKESHWAR                 | -  | 103,500               | 103,500  | 207,000   | 207,000                       | 82,904                 | 124,096                    |
| 75      | <del>THAOKARH</del>         | 3,000                                    | 165,000               | 165,000  | 330,000   | 333,000                       | 165,000                | <del>168,000</del>         |
| 76      | ULUBERIA                    | 216,000                                  | 211,500               | 211,500  | 423,000   | 639,000                       | -                      | 639,000                    |
| 77      | DOMKAL                      | -  | 144,500               | 144,500  | 289,000   | 289,000                       | 44,829                 | 244,171                    |
| 78      | BUNIADPUR                   | -  | 97,500                | 97,500   | 195,000   | 195,000                       | -                      | 195,000                    |

**STATE URBAN DEVELOPMENT AGENCY****HEALTH WING****"ILGUS BHAVAN"****H-C BLOCK, SECTOR-III, BIDHANNAGAR, CALCUTTA-700 091  
West Bengal**Ref No. **SUDA-Health/65(Pt-IX)/16/241(93)**Date **15.02.2017****From : Director, SUDA****To : The Commissioner,  
Asansol / Bidhannagar / Durgapur/  
Howrah / Siliguri Municipal Corporation****: The Chairman / Chairperson**..... **Municipality****Sub. : Request for submission of Utilisation Certificate (UC) relating to fund released for Procurement of Larvicidal & IEC for Prevention and Control of Vector Borne Diseases in Urban Area for the year 2016 - Reminder - 2.****Ref. : This office earlier communication vide no. SUDA-Health/65(Pt.IX)/16/217(118) dt. 09.01.2017 and SUDA-Health/65(Pt.IX)/16/228(110) dt. 06.02.2017.****Sir / Madam,**

You were requested to submit UC by 14.02.2017 relating to fund released for procurement of Larvicidal & IEC for Prevention and Control of Vector Borne Diseases in Urban Area for the year 2016, which is still pending from your end.

Hence, you are again requested to submit UC as detailed in the enclosure by **22.02.2017** for onward transmission to UD & MA Department.

**This may be treated as most urgent.**

Thanking you.

**Enclo. : As stated.****SUDA-Health/65(Pt-IX)/16/241(93)/1(88)**

CC

The Executive Officer, ..... Municipality

Yours faithfully,

  
**Director, SUDA**Dt. .. **15.02.2017**  
**Director, SUDA**



**ULB-wise Fund Status for Prevention of Vector Borne Diseases  
during FY 2016-17**

| Sl. No. | Name of ULB               | Opening Balance<br>(As on<br>01.04.2016) | Fund released to ULBs |           |           | Available Fund with ULB | UC Submitted by ULB | Balance<br>ULB |
|---------|---------------------------|--|-----------------------|-----------|-----------|-------------------------|---------------------|----------------|
|         |                           |  | ULB                   | 1st Ins.  | 2nd Ins.  |                         |                     |                |
| 1       | ASANSOL MC                | 937,894                                  | 1,291,500             | 1,291,500 | 2,583,000 | 3,520,894               | -                   | 3,520,894      |
| 2       | ASHOKENAGAR<br>KALYANGARH | 162,000                                  | 159,500               | 159,500   | 319,000   | 481,000                 | -                   | 481,000        |
| 3       | BADURIA                   | -  | 119,000               | 119,000   | 238,000   | 238,000                 | -                   | 238,000        |
| 4       | BAIDYABATI                | 3,000                                    | 159,000               | 159,000   | 318,000   | 321,000                 | 318,000             | 3,000          |
| 5       | BALURGHAT                 | 241,000                                  | 238,000               | 238,000   | 476,000   | 717,000                 | 476,000             | 241,000        |
| 6       | BANKURA                   | 3,404                                    | 236,000               | 236,000   | 472,000   | 475,404                 | -                   | 475,404        |
| 7       | BARANAGAR                 | (145,114)                                | 244,500               | 244,500   | 489,000   | 343,886                 | -                   | 343,886        |
| 8       | BARASAT                   | 326,000                                  | 320,000               | 320,000   | 640,000   | 966,000                 | -                   | 966,000        |
| 9       | BARRACKPUR                | 178,000                                  | 175,500               | 175,500   | 351,000   | 529,000                 | -                   | 529,000        |
| 10      | BASIRHAT                  | -  | 159,500               | 159,500   | 319,000   | 319,000                 | 314,417             | 4,583          |
| 11      | BELDANGA                  | 1,000                                    | 96,500                | 96,500    | 193,000   | 194,000                 | 188,690             | 5,310          |
| 12      | BHATPARA                  | 283,000                                  | 275,000               | 275,000   | 550,000   | 833,000                 | -                   | 833,000        |
| 13      | BIDHANNAGAR               | -  | 627,500               | 627,500   | 1,255,000 | 1,255,000               | -                   | 1,255,000      |
| 14      | BISHNUPUR                 | 136,000                                  | 133,000               | 133,000   | 266,000   | 402,000                 | 133,000             | 269,000        |
| 15      | BOLPUR                    | 130,000                                  | 128,500               | 128,500   | 257,000   | 387,000                 | 104,000             | 283,000        |
| 16      | BUDGE BUDGE               | 3,600                                    | 141,000               | 141,000   | 282,000   | 285,600                 | -                   | 285,600        |
| 17      | BURDWAN                   | 272,000                                  | 265,500               | 265,500   | 531,000   | 803,000                 | -                   | 803,000        |
| 18      | CHAMPDANI                 | 161,000                                  | 157,500               | 157,500   | 315,000   | 476,000                 | -                   | 476,000        |
| 19      | CONTAI                    | 2,000                                    | 203,000               | 203,000   | 406,000   | 408,000                 | 397,762             | 10,238         |
| 20      | COOCH BEHAR               | 41,000                                   | 141,000               | 141,000   | 282,000   | 323,000                 | 120,650             | 202,350        |
| 21      | COOPERS CAMP              | -  | 83,500                | 83,500    | 167,000   | 167,000                 | 67,324              | 99,676         |
| 22      | DAINHAT                   | 1,000                                    | 96,000                | 96,000    | 192,000   | 193,000                 | 79,735              | 113,265        |
| 23      | DALKHOLA                  | 99,000                                   | 97,500                | 97,500    | 195,000   | 294,000                 | -                   | 294,000        |
| 24      | DARJEELING                | 223,000                                  | 222,000               | 222,000   | 444,000   | 667,000                 | -                   | 667,000        |
| 25      | DHULIAN                   | 2,000                                    | 136,500               | 136,500   | 273,000   | 275,000                 | -                   | 275,000        |
| 26      | DHUPGURI                  | 112,675                                  | 111,500               | 111,500   | 223,000   | 335,675                 | 223,000             | 112,675        |
| 27      | DIAMOND HARBOUR           | -  | 159,500               | 159,500   | 319,000   | 319,000                 | 188,120             | 130,880        |
| 28      | DUBRAJPUR                 | 1,000                                    | 111,000               | 111,000   | 222,000   | 223,000                 | -                   | 223,000        |
| 29      | DURGAPUR MC               | 11,000                                   | 476,000               | 476,000   | 952,000   | 963,000                 | -                   | 963,000        |
| 30      | EGRA                      | 98,000                                   | 97,000                | 97,000    | 194,000   | 292,000                 | -                   | 292,000        |
| 31      | GANGARAMPUR               | -  | 125,500               | 125,500   | 251,000   | 251,000                 | 248,529             | 2,471          |
| 32      | GARULIA                   | 150,000                                  | 148,500               | 148,500   | 297,000   | 447,000                 | -                   | 447,000        |
| 33      | GAYESHPUR                 | -  | 126,000               | 126,000   | 252,000   | 252,000                 | 239,738             | 12,262         |
| 34      | GHATAL                    | 2,000                                    | 119,000               | 119,000   | 238,000   | 240,000                 | 238,000             | 2,000          |
| 35      | GOBARDANGA                | 118,000                                  | 118,000               | 118,000   | 236,000   | 354,000                 | 118,000             | 236,000        |
| 36      | GUSHKARA                  | -  | 110,500               | 110,500   | 221,000   | 221,000                 | -                   | 221,000        |
| 37      | HALDIA                    | 4,000                                    | 272,500               | 272,500   | 545,000   | 549,000                 | 545,000             | 4,000          |
| 38      | HALISAHAR                 | 3,000                                    | 166,000               | 166,000   | 332,000   | 335,000                 | 332,000             | 3,000          |
| 39      | HOOGHLY CHINSURAH         | 221,000                                  | 217,000               | 217,000   | 434,000   | 655,000                 | -                   | 655,000        |
| 40      | HOWRAH MC                 | 500                                      | 829,500               | 829,500   | 1,659,000 | 1,659,500               | -                   | 1,659,500      |
| 41      | ISLAMPUR                  | 50,500                                   | 119,000               | 119,000   | 238,000   | 288,500                 | 238,000             | 50,500         |
| 42      | JALPAIGURI                | 179,000                                  | 176,500               | 176,500   | 353,000   | 532,000                 | 353,000             | 179,000        |
| 43      | JANGIPUR                  | 14,550                                   | 142,500               | 142,500   | 285,000   | 299,550                 | -                   | 299,550        |
| 44      | JHALDA                    | -  | 83,000                | 83,000    | 166,000   | 166,000                 | 140,000             | 26,000         |
| 45      | JIAGANJ- AZIMGANJ         | 2,000                                    | 118,500               | 118,500   | 237,000   | 239,000                 | 237,000             | 2,000          |
| 46      | KALIAGANJ                 | 120,000                                  | 119,000               | 119,000   | 238,000   | 358,000                 | -                   | 358,000        |
| 47      | KALIMPONG                 | 156,000                                  | 156,000               | 156,000   | 312,000   | 468,000                 | 60,114              | 407,886        |
| 48      | KALYANI                   | 195,511                                  | 204,000               | 204,000   | 408,000   | 603,511                 | 205,650             | 397,861        |
| 49      | KAMARHATI                 | 373,000                                  | 373,000               | 373,000   | 746,000   | 1,119,000               | -                   | 1,119,000      |
| 50      | KANCHRAPARA               | 142,000                                  | 173,000               | 173,000   | 346,000   | 488,000                 | 346,000             | 142,000        |
| 51      | KANDI                     | 120,000                                  | 119,000               | 119,000   | 238,000   | 358,000                 | -                   | 358,000        |
| 52      | KATWA                     | 137,000                                  | 135,000               | 135,000   | 270,000   | 407,000                 | -                   | 407,000        |
| 53      | KHARAGPUR                 | 314,000                                  | 310,500               | 310,500   | 621,000   | 935,000                 | -                   | 935,000        |
| 54      | KHARAR                    | 70,000                                   | 69,500                | 69,500    | 139,000   | 209,000                 | -                   | 209,000        |
| 55      | KHIRPAI                   | 71,000                                   | 70,000                | 70,000    | 140,000   | 211,000                 | 140,000             | 71,000         |

| No.                | Name of ULB      | Opening Balance<br>(As on<br>01.04.2016) | Fund released to ULBs |                   |                   | Available<br>Fund with<br>ULB | UC Submitted<br>by ULB | Balance<br>ULB    |
|--------------------|------------------|--|-----------------------|-------------------|-------------------|-------------------------------|------------------------|-------------------|
|                    |                  |  | ULB                   | 1st Ins.          | 2nd Ins.          |                               |                        |                   |
| 56                 | KURSEONG         | 37,000                                   | 136,500               | 136,500           | 273,000           | 310,000                       | 303,700                | 6,300             |
| 57                 | MADHYAMGRAM      | 192,000                                  | 187,500               | 187,500           | 375,000           | 567,000                       | 375,000                | 192,000           |
| 58                 | MAHESHTALA       | 292,000                                  | 282,500               | 282,500           | 565,000           | 857,000                       | -                      | 857,000           |
| 59                 | MAL              | 104,000                                  | 103,000               | 103,000           | 206,000           | 310,000                       | -                      | 310,000           |
| 60                 | MATHABHANGA      | -  | 83,500                | 83,500            | 167,000           | 167,000                       | 76,415                 | 90,585            |
| 61                 | MEDINIPUR        | 27,005                                   | 177,500               | 177,500           | 355,000           | 382,005                       | 316,450                | 65,555            |
| 62                 | MEKHLIGANJ       | 64,000                                   | 62,500                | 62,500            | 125,000           | 189,000                       | 125,000                | 64,000            |
| 63                 | MEMARI           | -  | 111,500               | 111,500           | 223,000           | 223,000                       | 201,500                | 21,500            |
| 64                 | MIRIK            | 64,000                                   | 63,000                | 63,000            | 126,000           | 190,000                       | 126,000                | 64,000            |
| 65                 | MURSHIDABAD      | 132,000                                  | 130,000               | 130,000           | 260,000           | 392,000                       | -                      | 392,000           |
| 66                 | NABADWIP         | 175,000                                  | 172,000               | 172,000           | 344,000           | 519,000                       | -                      | 519,000           |
| 67                 | NAIHATI          | 1,985                                    | 209,500               | 209,500           | 419,000           | 420,985                       | 417,965                | 3,020             |
| 68                 | NALHATI          | 112,000                                  | 111,500               | 111,500           | 223,000           | 335,000                       | -                      | 335,000           |
| 69                 | NEW BARRACKPUR   | 141,000                                  | 141,000               | 141,000           | 282,000           | 423,000                       | 141,000                | 282,000           |
| 70                 | NORTH BARRACKPUR | 163,000                                  | 160,500               | 160,500           | 321,000           | 484,000                       | -                      | 484,000           |
| 71                 | NORTH DUM DUM    | 5,375                                    | 325,500               | 325,500           | 651,000           | 656,375                       | -                      | 656,375           |
| 72                 | OLD MALDA        | -  | 122,500               | 122,500           | 245,000           | 245,000                       | 235,815                | 9,185             |
| 73                 | PANIHATI         | 8,000                                    | 379,000               | 379,000           | 758,000           | 766,000                       | 758,000                | 8,000             |
| 74                 | PANSKURA         | 122,000                                  | 119,500               | 119,500           | 239,000           | 361,000                       | 239,000                | 122,000           |
| 75                 | PUJALI           | 6,375                                    | 104,500               | 104,500           | 209,000           | 215,375                       | -                      | 215,375           |
| 76                 | PURULIA          | 161,000                                  | 159,000               | 159,000           | 318,000           | 479,000                       | 157,000                | 322,000           |
| 77                 | RAGHUNATHPUR     | 90,000                                   | 90,500                | 90,500            | 181,000           | 271,000                       | -                      | 271,000           |
| 78                 | RAIGANJ          | 196,000                                  | 192,500               | 192,500           | 385,000           | 581,000                       | -                      | 581,000           |
| 79                 | RAMPURHAT        | 121,000                                  | 119,500               | 119,500           | 239,000           | 360,000                       | -                      | 360,000           |
| 80                 | RANAGHAT         | -  | 191,000               | 191,000           | 382,000           | 382,000                       | 168,207                | 213,793           |
| 81                 | RISHRA           | 168,000                                  | 166,000               | 166,000           | 332,000           | 500,000                       | -                      | 500,000           |
| 82                 | SANTIPUR         | 178,000                                  | 175,500               | 175,500           | 351,000           | 529,000                       | -                      | 529,000           |
| 83                 | SILIGURI MC      | -  | 507,000               | 507,000           | 1,014,000         | 1,014,000                     | 507,000                | 507,000           |
| 84                 | SONAMUKHI        | -  | 103,500               | 103,500           | 207,000           | 207,000                       | 205,443                | 1,557             |
| 85                 | SURI             | 182,000                                  | 180,500               | 180,500           | 361,000           | 543,000                       | -                      | 543,000           |
| 86                 | TAHERPUR         | 92,000                                   | 92,000                | 92,000            | 184,000           | 276,000                       | -                      | 276,000           |
| 87                 | TAKI             | 1,000                                    | 111,000               | 111,000           | 222,000           | 223,000                       | 222,000                | 1,000             |
| 88                 | TARAKESHWAR      | -  | 103,500               | 103,500           | 207,000           | 207,000                       | 82,904                 | 124,096           |
| 89                 | TITAGARH         | 3,000                                    | 165,000               | 165,000           | 330,000           | 333,000                       | 165,000                | 168,000           |
| 90                 | ULUBERIA         | 216,000                                  | 211,500               | 211,500           | 423,000           | 639,000                       | -                      | 639,000           |
| 91                 | DANKUNI          | 139,000                                  | 136,500               | 136,500           | 273,000           | 412,000                       | 273,000                | 139,000           |
| 92                 | DOMKAL           | -  | 144,500               | 144,500           | 289,000           | 289,000                       | 44,829                 | 244,171           |
| 93                 | BUNIADPUR        | -  | 97,500                | 97,500            | 195,000           | 195,000                       | -                      | 195,000           |
| <b>Total =&gt;</b> |                  | <b>8,920,260</b>                         | <b>17,592,000</b>     | <b>17,592,000</b> | <b>35,184,000</b> | <b>44,104,260</b>             | <b>11,192,957</b>      | <b>32,911,303</b> |



**SUDA**

# STATE URBAN DEVELOPMENT AGENCY

HEALTH WING

"ILGUS BHAVAN"

H-C BLOCK, SECTOR-III, BIDHANNAGAR, CALCUTTA-700 091  
West Bengal

Ref No. **SUDA-Health/65(Pt-IX)/16/240(12)**

Date **15.02.2017**

**From : Director, SUDA**

**To : The Commissioner,  
Asansol / Bidhannagar / Howrah / Siliguri Municipal Corporation**

**: The Chairman / Chairperson**

..... Municipality

**Sub. : Request for submission of Utilisation Certificate (UC) relating to fund released for house to house visit for Prevention and Control of Vector Borne Diseases in Urban Area for the year 2016 - Reminder -4.**

**Ref. : This office earlier communication vide no. SUDA-Health/65(Pt-IX)/16/189(40) dt. 15.12.2016, SUDA-Health/65(Pt-IX)/16/201(33) dt. 26.12.2016, SUDA-Health/65(Pt-IX)/16/214(22) dt.06.01.2017 and SUDA-Health/65(Pt-IX)/16/227(18) dt. 06.02.17.**

**Sir / Madam,**

You were requested to submit UC by 14.02.2017 for house to house visit for Prevention and Control of Vector Borne Diseases in Urban Area for the year 2016, which is still pending from your end.

Hence, you are again requested to submit UC as detailed in the enclosure by **22.02.2017** for onward transmission to Health & Family Welfare Department.

**This may be treated as most urgent.**

Thanking you.


**Encl. : As stated.**

**SUDA-Health/65(Pt-IX)/16/240(14)/1(08)**

CC

The Executive Officer, ..... Municipality

Yours faithfully,

  
Director, SUDA

Dt. .. **15.02.2017**

  
Director, SUDA



**Memo No. SUDA-Health/65(Pt-IX)/16/240(12) dt. 15.02.2017**

| Sl No         | Name of Municipality     | Opening Balance | Fund Released to ULB by SUDA | UC Submitted by ULB  | UC Pending |
|---------------|--------------------------|-----------------|------------------------------|----------------------|------------|
| 1             | <del>Asansol MC</del>    | -               | 2,724,750                    | <del>2,335,500</del> | 389,250    |
|               | <del>Kulti</del>         | -               | 1,223,250                    | <del>1,048,500</del> | 174,750    |
|               | Raniganj                 | 3,000           | 613,875                      | 525,750              | 91,125     |
| 2             | <del>Berhampur</del>     | -               | 842,625                      | 722,250              | 120,375    |
| 3             | Bidhannagar MC           | -               | 3,031,000                    | -                    | 3,031,000  |
|               | Rajarhat Gopalpur        | -               | 2,176,125                    | 932,625              | 1,243,500  |
| 4             | Burdwan                  | -               | 978,750                      | 488,250              | 490,500    |
| 5             | <del>Howrah MC</del>     | -               | 5,664,750                    | 2,427,750            | 3,237,000  |
|               | Bally                    | -               | 1,283,625                    | 550,125              | 733,500    |
| 6             | Jalpaiguri               | -               | 530,250                      | 440,250              | 90,000     |
| <del>7</del>  | <del>Kamarhati</del>     | -               | 1,512,000                    | 1,296,000            | 216,000    |
| <del>8</del>  | <del>Kharagpur</del>     | -               | 1,270,500                    | 1,089,000            | 181,500    |
| <del>9</del>  | <del>North Dum Dum</del> | -               | 1,309,875                    | 563,175              | 746,700    |
| <del>10</del> | <del>Panhati</del>       | -               | 1,968,750                    | 1,687,500            | 281,250    |
| <del>11</del> | <del>Ranaghat</del>      | -               | 385,875                      | 330,750              | 55,125     |
| 2             | Siliguri MC              | -               | 2,215,500                    | 894,000              | 1,321,500  |

**SUDA**

**STATE URBAN DEVELOPMENT AGENCY**

**HEALTH WING**

**"ILGUS BHAVAN"**

H-C BLOCK, SECTOR-III, BIDHANNAGAR, CALCUTTA-700 091  
West Bengal

Ref No. **SUDA-Health/65(Pt-IX)/16/228(110)**

Date **06.02.2017**

**From : Director, SUDA**

**To : The Commissioner,  
Asansol / Bidhannagar / Chandernagore /  
Durgapur / Howrah / Siliguri Municipal Corporation**

**: The Chairman / Chairperson**

..... **Municipality**

**Sub. : Request for submission of Utilisation Certificate (UC) relating to fund released for Procurement of Larvicidal & IEC for Prevention and Control of Vector Borne Diseases in Urban Area for the year 2016 - Reminder - 1.**

**Ref. : This office earlier communication vide no. SUDA-Health/65(Pt.IX)/16/217(118) dt. 09.01.2017.**

Sir / Madam,

You were requested to submit UC by 14.01.2017 relating to fund released for procurement of Larvicidal & IEC for Prevention and Control of Vector Borne Diseases in Urban Area for the year 2016, which is still pending from your end.

Hence, you are again requested to submit UC as detailed in the enclosure by **14.02.2017** for onward transmission to UD & MA Department.

**This may be treated as most urgent.**

Thanking you.

**Encl. : As stated.**

**SUDA-Health/65(Pt-IX)/16/228(110)/1(104)**

CC

The Executive Officer, ..... Municipality

Yours faithfully,

  
**Director, SUDA**

**Dt. .. 06.02.2017**

  
**Director, SUDA**

**ULB-wise Fund Status for Prevention of Vector Borne Diseases  
during FY 2016-17**

| Sl. No. | Name of ULB               | Opening Balance<br>(As on<br>01.04.2016) | Fund released to ULBs |           |           | Available Fund with ULB | UC Submitted by ULB | Balance   |
|---------|---------------------------|--|-----------------------|-----------|-----------|-------------------------|---------------------|-----------|
|         |                           |  | ULB                   | 1st Ins.  | 2nd Ins.  |                         |                     | Total     |
| 1       | ALIPURDUAR                | 141,000                                  | 139,500               | 139,500   | 279,000   | 420,000                 | -                   | 420,000   |
| 2       | ARAMBAG                   | 120                                      | 127,000               | 127,000   | 254,000   | 254,120                 | 254,000             | 120       |
| 3       | ASANSOL MC                | 937,894                                  | 1,291,500             | 1,291,500 | 2,583,000 | 3,520,894               | -                   | 3,520,894 |
| 4       | ASHOKENAGAR<br>KALYANGARH | 162,000                                  | 159,500               | 159,500   | 319,000   | 481,000                 | -                   | 481,000   |
| 5       | BADURIA                   | -  | 119,000               | 119,000   | 238,000   | 238,000                 | -                   | 238,000   |
| 6       | BAIDYABATI                | 3,000                                    | 159,000               | 159,000   | 318,000   | 321,000                 | 318,000             | 3,000     |
| 7       | BALURGHAT                 | 241,000                                  | 238,000               | 238,000   | 476,000   | 717,000                 | -                   | 717,000   |
| 8       | BANKURA                   | 3,404                                    | 236,000               | 236,000   | 472,000   | 475,404                 | -                   | 475,404   |
| 9       | BANSBERIA                 | -  | 157,000               | 157,000   | 314,000   | 314,000                 | -                   | 314,000   |
| 10      | BARANAGAR                 | (145,114)                                | 244,500               | 244,500   | 489,000   | 343,886                 | -                   | 343,886   |
| 11      | BARASAT                   | 326,000                                  | 320,000               | 320,000   | 640,000   | 966,000                 | -                   | 966,000   |
| 12      | BARRACKPUR                | 178,000                                  | 175,500               | 175,500   | 351,000   | 529,000                 | -                   | 529,000   |
| 13      | BASIRHAT                  | -  | 159,500               | 159,500   | 319,000   | 319,000                 | 314,417             | 4,583     |
| 14      | BELDANGA                  | 1,000                                    | 96,500                | 96,500    | 193,000   | 194,000                 | 188,690             | 5,310     |
| 15      | BHADRESWAR                | 2,000                                    | 144,000               | 144,000   | 288,000   | 290,000                 | 288,000             | 2,000     |
| 16      | BHATPARA                  | 283,000                                  | 275,000               | 275,000   | 550,000   | 833,000                 | -                   | 833,000   |
| 17      | BIDHANNAGAR               | -  | 627,500               | 627,500   | 1,255,000 | 1,255,000               | -                   | 1,255,000 |
| 18      | BISHNUPUR                 | 136,000                                  | 133,000               | 133,000   | 266,000   | 402,000                 | 133,000             | 269,000   |
| 19      | BOLPUR                    | 130,000                                  | 128,500               | 128,500   | 257,000   | 387,000                 | -                   | 387,000   |
| 20      | BUDGE BUDGE               | 143,000                                  | 141,000               | 141,000   | 282,000   | 425,000                 | -                   | 425,000   |
| 21      | BURDWAN                   | 272,000                                  | 265,500               | 265,500   | 531,000   | 803,000                 | -                   | 803,000   |
| 22      | CHAMPDANI                 | 161,000                                  | 157,500               | 157,500   | 315,000   | 476,000                 | -                   | 476,000   |
| 23      | CHANDRAKONA               | 84,000                                   | 83,500                | 83,500    | 167,000   | 251,000                 | 167,000             | 84,000    |
| 24      | CONTAI                    | 2,000                                    | 203,000               | 203,000   | 406,000   | 408,000                 | 397,762             | 10,238    |
| 25      | COOCH BEHAR               | 41,000                                   | 141,000               | 141,000   | 282,000   | 323,000                 | 120,650             | 202,350   |
| 26      | COOPERS CAMP              | -  | 83,500                | 83,500    | 167,000   | 167,000                 | 67,324              | 99,676    |
| 27      | DAINHAT                   | 1,000                                    | 96,000                | 96,000    | 192,000   | 193,000                 | 79,735              | 113,265   |
| 28      | DALKHOLA                  | 99,000                                   | 97,500                | 97,500    | 195,000   | 294,000                 | -                   | 294,000   |
| 29      | DARJEELING                | 223,000                                  | 222,000               | 222,000   | 444,000   | 667,000                 | -                   | 667,000   |
| 30      | DHULIAN                   | 2,000                                    | 136,500               | 136,500   | 273,000   | 275,000                 | -                   | 275,000   |
| 31      | DHUPGURI                  | 112,675                                  | 111,500               | 111,500   | 223,000   | 335,675                 | 223,000             | 112,675   |
| 32      | DIAMOND HARBOUR           | -  | 159,500               | 159,500   | 319,000   | 319,000                 | 139,600             | 179,400   |
| 33      | DINHATA                   | 110,000                                  | 110,500               | 110,500   | 221,000   | 331,000                 | 221,000             | 110,000   |
| 34      | DUBRAJPUR                 | 1,000                                    | 111,000               | 111,000   | 222,000   | 223,000                 | -                   | 223,000   |
| 35      | DURGAPUR MC               | 11,000                                   | 476,000               | 476,000   | 952,000   | 963,000                 | -                   | 963,000   |
| 36      | EGRA                      | 98,000                                   | 97,000                | 97,000    | 194,000   | 292,000                 | -                   | 292,000   |
| 37      | ENGLISH BAZAR             | 270,000                                  | 265,000               | 265,000   | 530,000   | 800,000                 | -                   | 800,000   |
| 38      | GANGARAMPUR               | -  | 125,500               | 125,500   | 251,000   | 251,000                 | 248,529             | 2,471     |
| 39      | GARULIA                   | 150,000                                  | 148,500               | 148,500   | 297,000   | 447,000                 | -                   | 447,000   |
| 40      | GAYESHPUR                 | -  | 126,000               | 126,000   | 252,000   | 252,000                 | 107,125             | 144,875   |
| 41      | GHATAL                    | 2,000                                    | 119,000               | 119,000   | 238,000   | 240,000                 | 238,000             | 2,000     |
| 42      | GOBARDANGA                | 118,000                                  | 118,000               | 118,000   | 236,000   | 354,000                 | 118,000             | 236,000   |
| 43      | GUSHKARA                  | -  | 110,500               | 110,500   | 221,000   | 221,000                 | -                   | 221,000   |
| 44      | HALDIA                    | 4,000                                    | 272,500               | 272,500   | 545,000   | 549,000                 | 545,000             | 4,000     |
| 45      | HALDIBARI                 | 83,000                                   | 82,500                | 82,500    | 165,000   | 248,000                 | -                   | 248,000   |
| 46      | HALISAHAR                 | 3,000                                    | 166,000               | 166,000   | 332,000   | 335,000                 | 332,000             | 3,000     |
| 47      | HOOGLY CHINSURAH          | 221,000                                  | 217,000               | 217,000   | 434,000   | 655,000                 | -                   | 655,000   |
| 48      | HOWRAH MC                 | 2,840                                    | 829,500               | 829,500   | 1,659,000 | 1,661,840               | -                   | 1,661,840 |
| 49      | ISLAMPUR                  | 50,500                                   | 119,000               | 119,000   | 238,000   | 288,500                 | 238,000             | 50,500    |
| 50      | JALPAIGURI                | 179,000                                  | 176,500               | 176,500   | 353,000   | 532,000                 | 353,000             | 179,000   |
| 51      | JANGIPUR                  | 14,550                                   | 142,500               | 142,500   | 285,000   | 299,550                 | -                   | 299,550   |
| 52      | JHALDA                    | 338                                      | 83,000                | 83,000    | 166,000   | 166,338                 | 140,000             | 26,338    |
| 53      | JHARGRAM                  | 121,000                                  | 120,000               | 120,000   | 240,000   | 361,000                 | -                   | 361,000   |
| 54      | JIAGANJ- AZIMGANJ         | 120,000                                  | 118,500               | 118,500   | 237,000   | 357,000                 | -                   | 357,000   |
| 55      | KALIAGANJ                 | 120,000                                  | 119,000               | 119,000   | 238,000   | 358,000                 | -                   | 358,000   |

136880

12262

26000

2000



| Sl. No. | Name of ULB       | Opening Balance (As on 01.04.2016) | Fund released to ULBs |          |           | Available Fund with ULB | UC Submitted by ULB | Balance   |
|---------|-------------------|------------------------------------|-----------------------|----------|-----------|-------------------------|---------------------|-----------|
|         |                   |                                    | ULB                   | 1st Ins. | 2nd Ins.  |                         |                     | Total     |
| 56      | KALIMPONG         | 156,000                            | 156,000               | 156,000  | 312,000   | 468,000                 | 60,114              | 407,886   |
| 57      | KALYANI           | 195,511                            | 204,000               | 204,000  | 408,000   | 603,511                 | 205,650             | 397,861   |
| 58      | KAMARHATI         | 373,000                            | 373,000               | 373,000  | 746,000   | 1,119,000               | -                   | 1,119,000 |
| 59      | KANCHRAPARA       | 142,000                            | 173,000               | 173,000  | 346,000   | 488,000                 | 346,000             | 142,000   |
| 60      | KANDI             | 120,000                            | 119,000               | 119,000  | 238,000   | 358,000                 | -                   | 358,000   |
| 61      | KATWA             | 137,000                            | 135,000               | 135,000  | 270,000   | 407,000                 | -                   | 407,000   |
| 62      | KHARAGPUR         | 314,000                            | 310,500               | 310,500  | 621,000   | 935,000                 | -                   | 935,000   |
| 63      | KHARAR            | 70,000                             | 69,500                | 69,500   | 139,000   | 209,000                 | -                   | 209,000   |
| 64      | KHARDAH           | 218,000                            | 214,500               | 214,500  | 429,000   | 647,000                 | -                   | 647,000   |
| 65      | KHIRPAI           | 71,000                             | 70,000                | 70,000   | 140,000   | 211,000                 | 140,000             | 71,000    |
| 66      | KONNAGAR          | 137,000                            | 134,000               | 134,000  | 268,000   | 405,000                 | -                   | 405,000   |
| 67      | KRISHNAGAR        | -                                  | 175,500               | 175,500  | 351,000   | 351,000                 | 350,680             | 320       |
| 68      | KURSEONG          | 37,000                             | 136,500               | 136,500  | 273,000   | 310,000                 | 303,700             | 6,300     |
| 69      | MADHYAMGRAM       | 192,000                            | 187,500               | 187,500  | 375,000   | 567,000                 | 187,500             | 379,500   |
| 70      | MAHESHTALA        | 292,000                            | 282,500               | 282,500  | 565,000   | 857,000                 | -                   | 857,000   |
| 71      | MAL               | 104,000                            | 103,000               | 103,000  | 206,000   | 310,000                 | -                   | 310,000   |
| 72      | MATHABHANGA       | -                                  | 83,500                | 83,500   | 167,000   | 167,000                 | 76,415              | 90,585    |
| 73      | MEDINIPUR         | 27,005                             | 177,500               | 177,500  | 355,000   | 382,005                 | 316,450             | 65,555    |
| 74      | MEKHLIGANJ        | 64,000                             | 62,500                | 62,500   | 125,000   | 189,000                 | -                   | 189,000   |
| 75      | MEMARI            | -                                  | 111,500               | 111,500  | 223,000   | 223,000                 | 201,500             | 21,500    |
| 76      | MIRIK             | 64,000                             | 63,000                | 63,000   | 126,000   | 190,000                 | 126,000             | 64,000    |
| 77      | MURSHIDABAD       | 132,000                            | 130,000               | 130,000  | 260,000   | 392,000                 | -                   | 392,000   |
| 78      | NABADWIP          | 175,000                            | 172,000               | 172,000  | 344,000   | 519,000                 | -                   | 519,000   |
| 79      | NAIHATI           | 1,985                              | 209,500               | 209,500  | 419,000   | 420,985                 | 417,965             | 3,020     |
| 80      | NALHATI           | 112,000                            | 111,500               | 111,500  | 223,000   | 335,000                 | -                   | 335,000   |
| 81      | NEW BARRACKPUR    | 141,000                            | 141,000               | 141,000  | 282,000   | 423,000                 | 141,000             | 282,000   |
| 82      | NORTH BARRACKPUR  | 163,000                            | 160,500               | 160,500  | 321,000   | 484,000                 | -                   | 484,000   |
| 83      | NORTH DUM DUM     | 5,375                              | 325,500               | 325,500  | 651,000   | 656,375                 | -                   | 656,375   |
| 84      | OLD MALDA         | 124,000                            | 122,500               | 122,500  | 245,000   | 369,000                 | 122,500             | 246,500   |
| 85      | PANIHATI          | 387,000                            | 379,000               | 379,000  | 758,000   | 1,145,000               | -                   | 4,145,000 |
| 86      | PANSKURA          | 122,000                            | 119,500               | 119,500  | 239,000   | 361,000                 | 239,000             | 122,000   |
| 87      | PUJALI            | 6,375                              | 104,500               | 104,500  | 209,000   | 215,375                 | -                   | 215,375   |
| 88      | PURULIA           | 161,000                            | 159,000               | 159,000  | 318,000   | 479,000                 | 157,000             | 322,000   |
| 89      | RAGHUNATHPUR      | 90,000                             | 90,500                | 90,500   | 181,000   | 271,000                 | -                   | 271,000   |
| 90      | RAIGANJ           | 196,000                            | 192,500               | 192,500  | 385,000   | 581,000                 | -                   | 581,000   |
| 91      | RAMDANPUR         | 78,000                             | 77,000                | 77,000   | 154,000   | 232,000                 | -                   | 232,000   |
| 92      | RAMPURHAT         | 121,000                            | 119,500               | 119,500  | 239,000   | 360,000                 | -                   | 360,000   |
| 93      | RANAGHAT          | -                                  | 191,000               | 191,000  | 382,000   | 382,000                 | 168,207             | 213,793   |
| 94      | RISHRA            | 168,000                            | 166,000               | 166,000  | 332,000   | 500,000                 | -                   | 500,000   |
| 95      | SANTHA            | 112,000                            | 111,500               | 111,500  | 223,000   | 335,000                 | 223,000             | 112,000   |
| 96      | SANTIPUR          | 178,000                            | 175,500               | 175,500  | 351,000   | 529,000                 | -                   | 529,000   |
| 97      | SERAMPORE         | 186,000                            | 186,000               | 186,000  | 372,000   | 558,000                 | -                   | 558,000   |
| 98      | SILIGURI MC       | 517,000                            | 507,000               | 507,000  | 1,014,000 | 1,531,000               | -                   | 1,531,000 |
| 99      | SONAMUKHI         | -                                  | 103,500               | 103,500  | 207,000   | 207,000                 | 205,443             | 1,557     |
| 100     | SOUTH DUM DUM     | -                                  | 382,500               | 382,500  | 765,000   | 765,000                 | -                   | 765,000   |
| 101     | SURI              | 182,000                            | 180,500               | 180,500  | 361,000   | 543,000                 | -                   | 543,000   |
| 102     | TAHERPUR          | 92,000                             | 92,000                | 92,000   | 184,000   | 276,000                 | -                   | 276,000   |
| 103     | TAKI              | 1,000                              | 111,000               | 111,000  | 222,000   | 223,000                 | 222,000             | 1,000     |
| 107     | TARAKESHWAR       | 104,000                            | 103,500               | 103,500  | 207,000   | 311,000                 | -                   | 311,000   |
| 105     | TITAGARH          | 3,000                              | 165,000               | 165,000  | 330,000   | 333,000                 | 165,000             | 168,000   |
| 106     | ULUBERIA          | 216,000                            | 211,500               | 211,500  | 423,000   | 639,000                 | -                   | 639,000   |
| 107     | UTTARPARA KOTRUNG | 253,000                            | 248,500               | 248,500  | 497,000   | 750,000                 | 248,500             | 501,500   |
| 108     | DANKUNI           | 139,000                            | 136,500               | 136,500  | 273,000   | 412,000                 | 273,000             | 139,000   |
| 109     | DOMKAL            | -                                  | 144,500               | 144,500  | 289,000   | 289,000                 | 44,829              | 244,171   |
| 110     | BUNIADPUR         | -                                  | 97,500                | 97,500   | 195,000   | 195,000                 | -                   | 195,000   |

192000

8070

**SUDA**

**STATE URBAN DEVELOPMENT AGENCY**

**HEALTH WING**

**"ILGUS BHAVAN"**

H-C BLOCK, SECTOR-III, BIDHANNAGAR, CALCUTTA-700 091  
West Bengal

Ref No. **SUDA-Health/65(Pt-IX)/16/227(18)**

Date **06.02.2017**

**From : Director, SUDA**

**To : The Commissioner,  
Asansol / Bidhannagar / Durgapur /  
Howrah / Siliguri Municipal Corporation**

**: The Chairman / Chairperson**

..... **Municipality**

**Sub. : Request for submission of Utilisation Certificate (UC) relating to fund released for house to house visit for Prevention and Control of Vector Borne Diseases in Urban Area for the year 2016 - Reminder -3.**

**Ref. : This office earlier communication vide no. SUDA-Health/65(Pt-IX)/16/189(40) dt. 15.12.2016, SUDA-Health/65(Pt-IX)/16/201(33) dt. 26.12.2016 and SUDA-Health/65(Pt-IX)/16/214(22) dt.06.01.2017.**

**Sir / Madam,**

You were requested to submit UC by 14.01.2017 for house to house visit for Prevention and Control of Vector Borne Diseases in Urban Area for the year 2016, which is still pending from your end.

Hence, you are again requested to submit UC as detailed in the enclosure by **14.02.2017** for onward transmission to Health & Family Welfare Department.

**This may be treated as most urgent.**

Thanking you.

**Enclo. : As stated.**

**SUDA-Health/65(Pt-IX)/16/227(18)/1(13)**  
CC  
The Executive Officer, ..... Municipality

Yours faithfully,

  
**Director, SUDA**

**Dt. .. 06.02.2017**

  
**Director, SUDA**

*Sent through Email  
on 6.2.17*

Memo No. SUDA-Health/65(Pt-IX)/16/227(18) dt. 06.02.2017

| Sl No | Name of Municipality       | Opening Balance | Fund Released to ULB by SUDA | UC Submitted by ULB | UC Pending |
|-------|----------------------------|-----------------|------------------------------|---------------------|------------|
| 1     | Asansol MC                 | -               | 2,724,750                    | 2,335,500           | 389,250    |
|       | Kulti                      | -               | 1,223,250                    | 1,048,500           | 174,750    |
|       | Raniganj                   | 3,000           | 613,875                      | 525,750             | 91,125     |
| 2     | <del>Bankura</del>         | -               | 546,000                      | 468,000             | 78,000     |
| 3     | <del>Baranagar</del>       | 9,750           | 1,489,125                    | 1,284,750           | 214,125    |
| 4     | Berhampur                  | -               | 842,625                      | 722,250             | 120,375    |
| 5     | Bidhannagar MC             | -               | 3,031,000                    | -                   | 3,031,000  |
|       | Rajarhat Gopalpur          | -               | 2,176,125                    | 932,625             | 1,243,500  |
| 6     | Burdwan                    | -               | 978,750                      | -                   | 978,750    |
| 7     | <del>Diamond Harbour</del> | -               | 246,750                      | 211,500             | 35,250     |
| 8     | <del>Durgapur MC</del>     | -               | 3,331,125                    | 2,855,250           | 475,875    |
| 9     | Howrah MC                  | -               | 5,664,750                    | 2,427,750           | 3,237,000  |
|       | Bally                      | -               | 1,283,625                    | 550,125             | 733,500    |
| 10    | Jalpaiguri                 | -               | 530,250                      | 440,250             | 90,000     |
| 11    | Kamarhati                  | -               | 1,512,000                    | 1,296,000           | 216,000    |
| 12    | Kharagpur                  | -               | 1,270,500                    | 1,089,000           | 181,500    |
| 13    | <del>Khurdah</del>         | -               | 506,625                      | 434,250             | 72,375     |
| 14    | North Dum Dum              | -               | 1,309,875                    | 563,175             | 746,700    |
| 15    | Panihati                   | -               | 1,968,750                    | 1,687,500           | 281,250    |
| 16    | <del>Pujali</del>          | -               | 183,750                      | 157,500             | 26,250     |
| 17    | Ranaghat                   | -               | 385,875                      | 330,750             | 55,125     |
| 18    | Siliguri MC                | -               | 2,215,500                    | 894,000             | 1,321,500  |



**SUDA**

**STATE URBAN DEVELOPMENT AGENCY**

**HEALTH WING**

**"ILGUS BHAVAN"**

**H-C BLOCK, SECTOR-III, BIDHANNAGAR, CALCUTTA-700 091  
West Bengal**

**Ref No. SUDA-Health/65(Pt-IX)/16/217(118)**

**Date 09.01.2017**

**From : Director, SUDA**

**To : The Commissioner,  
Asansol / Bidhannagar / Chandernagore /  
Durgapur / Howrah / Siliguri Municipal Corporation**

**: The Chairman / Chairperson**

**..... Municipality**

**Sub. : Request for submission of Utilisation Certificate (UC) relating to fund released for Procurement of Larvicidal & IEC for Prevention and Control of Vector Borne Diseases in Urban Area for the year 2016.**

**Sir / Madam,**

Enclosed kindly find herewith ULB-wise UC status relating to fund released for procurement of Larvicidal & IEC for Prevention and Control of Vector Borne Diseases in Urban Area for the year 2016.

You are requested to submit UC as detailed in the enclosure by 14.01.2017, for onward transmission to Municipal Affairs Department.

This may be treated as most urgent.

Thanking you.

Yours faithfully,

**Encl. : As stated.**

  
**Director, SUDA**

**SUDA-Health/65(Pt-IX)/16/217(118)/1(112)**

**Dt. .. 09.01.2017**

**CC**

**The Executive Officer, ..... Municipality**

  
**Director, SUDA**

**ULB-wise Fund Status for Prevention of Vector Borne Diseases  
during FY 2016-17**

| Sl. No. | Name of ULB                | Opening Balance<br>(As on<br>01.04.2016) | Fund released to ULBs |           |           | Available Fund with<br>ULB | UC Submitted<br>by ULB | Balance            |
|---------|----------------------------|--|-----------------------|-----------|-----------|----------------------------|------------------------|--------------------|
|         |                            | ULB                                      | 1st Ins.              | 2nd Ins.  | Total     |                            |                        | ULB                |
| 1       | ALIPURDUAR                 | 141,000                                  | 139,500               | 139,500   | 279,000   | 420,000                    | -                      | 420,000            |
| 2       | ARAMBAG                    | 120                                      | 127,000               | 127,000   | 254,000   | 254,120                    | 254,000                | 120                |
| 3       | ASANSOL MC                 | 937,894                                  | 1,291,500             | 1,291,500 | 2,583,000 | 3,520,894                  | -                      | 3,520,894          |
| 4       | ASHOKENAGAR<br>KALYANGARH  | 162,000                                  | 159,500               | 159,500   | 319,000   | 481,000                    | -                      | 481,000            |
| 5       | BADURIA                    | -  | 119,000               | 119,000   | 238,000   | 238,000                    | -                      | 238,000            |
| 6       | BAIDYABATI                 | 3,000                                    | 159,000               | 159,000   | 318,000   | 321,000                    | 318,000                | 3,000              |
| 7       | BALURGHAT                  | 241,000                                  | 238,000               | 238,000   | 476,000   | 717,000                    | -                      | 717,000            |
| 8       | <del>BANGAON</del>         | 158,000                                  | 157,500               | 157,500   | 315,000   | 473,000                    | 315,000                | 158,000            |
| 9       | BANKURA                    | 3,404                                    | 236,000               | 236,000   | 472,000   | 475,404                    | -                      | 475,404            |
| 10      | BANSBERIA                  | -  | 157,000               | 157,000   | 314,000   | 314,000                    | -                      | 314,000            |
| 11      | BARANAGAR                  | (145,114)                                | 244,500               | 244,500   | 489,000   | 343,886                    | -                      | 343,886            |
| 12      | BARASAT                    | 326,000                                  | 320,000               | 320,000   | 640,000   | 966,000                    | -                      | 966,000            |
| 13      | BARRACKPUR                 | 178,000                                  | 175,500               | 175,500   | 351,000   | 529,000                    | -                      | 529,000            |
| 14      | BASIRHAT                   | 160,000                                  | 159,500               | 159,500   | 319,000   | 479,000                    | -                      | 453,479,000        |
| 15      | BELDANGA                   | 1,000                                    | 96,500                | 96,500    | 193,000   | 194,000                    | 188,690                | 5,310              |
| 16      | BERHAMPUR                  | 1,670                                    | 262,500               | 262,500   | 525,000   | 526,670                    | -                      | <del>526,670</del> |
| 17      | BHADRESWAR                 | 2,000                                    | 144,000               | 144,000   | 288,000   | 290,000                    | 144,000                | 288,000            |
| 18      | BHATPARA                   | 283,000                                  | 275,000               | 275,000   | 550,000   | 833,000                    | -                      | 833,000            |
| 19      | BIDHANNAGAR                | -  | 627,500               | 627,500   | 1,255,000 | 1,255,000                  | -                      | 1,255,000          |
| 20      | <del>BIRNAGAR</del>        | 98,000                                   | 97,000                | 97,000    | 194,000   | 292,000                    | 194,000                | <del>98,000</del>  |
| 21      | BISHNUPUR                  | 136,000                                  | 133,000               | 133,000   | 266,000   | 402,000                    | -                      | 266,000            |
| 22      | BOLPUR                     | 130,000                                  | 128,500               | 128,500   | 257,000   | 387,000                    | -                      | 387,000            |
| 23      | BUDGE BUDGE                | 143,000                                  | 141,000               | 141,000   | 282,000   | 425,000                    | -                      | 425,000            |
| 24      | BURDWAN                    | 272,000                                  | 265,500               | 265,500   | 531,000   | 803,000                    | -                      | 803,000            |
| 25      | CHAMPDANI                  | 161,000                                  | 157,500               | 157,500   | 315,000   | 476,000                    | -                      | 476,000            |
| 26      | <del>CHANDANNAGAR MC</del> | 333,000                                  | 333,000               | 333,000   | 666,000   | 999,000                    | 666,000                | <del>333,000</del> |
| 27      | CHANDRAKONA                | 84,000                                   | 83,500                | 83,500    | 167,000   | 251,000                    | 167,000                | 84,000             |
| 28      | CONTAI                     | 2,000                                    | 203,000               | 203,000   | 406,000   | 408,000                    | 397,762                | 10,238             |
| 29      | COOCH BEHAR                | 41,000                                   | 141,000               | 141,000   | 282,000   | 323,000                    | 120,650                | 202,350            |
| 30      | COOPERS CAMP               | 83,446                                   | 83,500                | 83,500    | 167,000   | 250,446                    | -                      | 250,446            |
| 31      | DAINHAT                    | 18,415                                   | 96,000                | 96,000    | 192,000   | 210,415                    | 79,735                 | 130,680            |
| 32      | DALKHOLA                   | 99,000                                   | 97,500                | 97,500    | 195,000   | 294,000                    | -                      | 294,000            |
| 33      | DARJEELING                 | 223,000                                  | 222,000               | 222,000   | 444,000   | 667,000                    | -                      | 667,000            |
| 34      | DHULIAN                    | 2,000                                    | 136,500               | 136,500   | 273,000   | 275,000                    | -                      | 275,000            |
| 35      | DHUPGURI                   | 112,675                                  | 111,500               | 111,500   | 223,000   | 335,675                    | -                      | 335,675            |
| 36      | DIAMOND HARBOUR            | -  | 159,500               | 159,500   | 319,000   | 319,000                    | 139,600                | 179,400            |
| 37      | DINHATA                    | 110,000                                  | 110,500               | 110,500   | 221,000   | 331,000                    | 221,000                | 110,000            |
| 38      | DUBRAJPUR                  | 1,000                                    | 111,000               | 111,000   | 222,000   | 223,000                    | -                      | 223,000            |
| 39      | DURGAPUR MC                | 11,000                                   | 476,000               | 476,000   | 952,000   | 963,000                    | -                      | 963,000            |
| 40      | EGRA                       | 98,000                                   | 97,000                | 97,000    | 194,000   | 292,000                    | -                      | 292,000            |
| 41      | ENGLISH BAZAR              | 270,000                                  | 265,000               | 265,000   | 530,000   | 800,000                    | -                      | 800,000            |
| 42      | GANGARAMPUR                | 125,000                                  | 125,500               | 125,500   | 251,000   | 376,000                    | -                      | 376,000            |
| 43      | GARULIA                    | 150,000                                  | 148,500               | 148,500   | 297,000   | 447,000                    | -                      | 447,000            |
| 44      | GAYESHPUR                  | -  | 126,000               | 126,000   | 252,000   | 252,000                    | 107,125                | 144,875            |
| 45      | GHATAL                     | 120,000                                  | 119,000               | 119,000   | 238,000   | 358,000                    | -                      | 358,000            |
| 46      | GOBARDANGA                 | 118,000                                  | 118,000               | 118,000   | 236,000   | 354,000                    | 118,000                | 236,000            |
| 47      | GUSHKARA                   | -  | 110,500               | 110,500   | 221,000   | 221,000                    | -                      | 221,000            |
| 48      | HALDIA                     | 277,000                                  | 272,500               | 272,500   | 545,000   | 822,000                    | -                      | 822,000            |
| 49      | HALDIBARI                  | 83,000                                   | 82,500                | 82,500    | 165,000   | 248,000                    | -                      | 248,000            |
| 50      | HALISAHAR                  | 3,000                                    | 166,000               | 166,000   | 332,000   | 335,000                    | 166,000                | 169,000            |



| Sl. No. | Name of ULB       | Opening Balance<br>(As on<br>01.04.2016) | Fund released to ULBs |          |           | Available Fund with ULB | UC Submitted by ULB | Balance   |
|---------|-------------------|--|-----------------------|----------|-----------|-------------------------|---------------------|-----------|
|         |                   | ULB                                      | 1st Ins.              | 2nd Ins. | Total     |                         |                     | ULB       |
| 51      | HOOGHLY CHINSURAH | 221,000                                  | 217,000               | 217,000  | 434,000   | 655,000                 | -                   | 655,000   |
| 52      | HOWRAH MC         | 2,840                                    | 829,500               | 829,500  | 1,659,000 | 1,661,840               | -                   | 1,661,840 |
| 53      | ISLAMPUR          | 50,500                                   | 119,000               | 119,000  | 238,000   | 288,500                 | -                   | 288,500   |
| 54      | JALPAIGURI        | 179,000                                  | 176,500               | 176,500  | 353,000   | 532,000                 | 353,000             | 179,000   |
| 55      | JANGIPUR          | 14,550                                   | 142,500               | 142,500  | 285,000   | 299,550                 | -                   | 299,550   |
| 56      | JHALDA            | 83,000                                   | 83,000                | 83,000   | 166,000   | 249,000                 | 140,000             | 109,000   |
| 57      | JHARGRAM          | 121,000                                  | 120,000               | 120,000  | 240,000   | 361,000                 | -                   | 361,000   |
| 58      | JIAGANJ- AZIMGANJ | 120,000                                  | 118,500               | 118,500  | 237,000   | 357,000                 | -                   | 357,000   |
| 59      | KALIAGANJ         | 120,000                                  | 119,000               | 119,000  | 238,000   | 358,000                 | -                   | 358,000   |
| 60      | KALIMPONG         | 156,000                                  | 156,000               | 156,000  | 312,000   | 468,000                 | 60,114              | 407,886   |
| 61      | KALNA             | 127,000                                  | 126,000               | 126,000  | 252,000   | 379,000                 | -                   | 379,000   |
| 62      | KALYANI           | 195,511                                  | 204,000               | 204,000  | 408,000   | 603,511                 | 205,650             | 397,861   |
| 63      | KAMARHATI         | 373,000                                  | 373,000               | 373,000  | 746,000   | 1,119,000               | -                   | 1,119,000 |
| 64      | KANCHRAPARA       | 142,000                                  | 173,000               | 173,000  | 346,000   | 488,000                 | -                   | 488,000   |
| 65      | KANDI             | 120,000                                  | 119,000               | 119,000  | 238,000   | 358,000                 | -                   | 358,000   |
| 66      | KATWA             | 137,000                                  | 135,000               | 135,000  | 270,000   | 407,000                 | -                   | 407,000   |
| 67      | KHARAGPUR         | 314,000                                  | 310,500               | 310,500  | 621,000   | 935,000                 | -                   | 935,000   |
| 68      | KHARAR            | 70,000                                   | 69,500                | 69,500   | 139,000   | 209,000                 | -                   | 209,000   |
| 69      | KHARDAH           | 218,000                                  | 214,500               | 214,500  | 429,000   | 647,000                 | -                   | 647,000   |
| 70      | KHIRPAI           | 71,000                                   | 70,000                | 70,000   | 140,000   | 211,000                 | 140,000             | 71,000    |
| 71      | KONNAGAR          | 137,000                                  | 134,000               | 134,000  | 268,000   | 405,000                 | -                   | 405,000   |
| 72      | KRISHNAGAR        | -  | 175,500               | 175,500  | 351,000   | 351,000                 | 350,680             | 320       |
| 73      | KURSEONG          | 37,000                                   | 136,500               | 136,500  | 273,000   | 310,000                 | 235,200             | 74,800    |
| 74      | MADHYAMGRAM       | 192,000                                  | 187,500               | 187,500  | 375,000   | 567,000                 | 187,500             | 379,500   |
| 75      | MAHESHTALA        | 292,000                                  | 282,500               | 282,500  | 565,000   | 857,000                 | -                   | 857,000   |
| 76      | MAL               | 104,000                                  | 103,000               | 103,000  | 206,000   | 310,000                 | -                   | 310,000   |
| 77      | MATHABHANGA       | -  | 83,500                | 83,500   | 167,000   | 167,000                 | 76,415              | 90,585    |
| 78      | MEDINIPUR         | 27,005                                   | 177,500               | 177,500  | 355,000   | 382,005                 | 316,450             | 65,555    |
| 79      | MEKHLIGANJ        | 64,000                                   | 62,500                | 62,500   | 125,000   | 189,000                 | -                   | 189,000   |
| 80      | MEMARI            | -  | 111,500               | 111,500  | 223,000   | 223,000                 | 201,500             | 21,500    |
| 81      | MIRIK             | 64,000                                   | 63,000                | 63,000   | 126,000   | 190,000                 | 126,000             | 64,000    |
| 82      | MURSHIDABAD       | 132,000                                  | 130,000               | 130,000  | 260,000   | 392,000                 | -                   | 392,000   |
| 83      | NABADWIP          | 175,000                                  | 172,000               | 172,000  | 344,000   | 519,000                 | -                   | 519,000   |
| 84      | NAIHATI           | 1,985                                    | 209,500               | 209,500  | 419,000   | 420,985                 | 417,965             | 3,020     |
| 85      | NALHATI           | 112,000                                  | 111,500               | 111,500  | 223,000   | 335,000                 | -                   | 335,000   |
| 86      | NEW BARRACKPUR    | 141,000                                  | 141,000               | 141,000  | 282,000   | 423,000                 | 141,000             | 282,000   |
| 87      | NORTH BARRACKPUR  | 163,000                                  | 160,500               | 160,500  | 321,000   | 484,000                 | -                   | 484,000   |
| 88      | NORTH DUM DUM     | 5,375                                    | 325,500               | 325,500  | 651,000   | 656,375                 | -                   | 656,375   |
| 89      | OLD MALDA         | 124,000                                  | 122,500               | 122,500  | 245,000   | 369,000                 | 122,500             | 246,500   |
| 90      | PANIHATI          | 387,000                                  | 379,000               | 379,000  | 758,000   | 1,145,000               | -                   | 1,145,000 |
| 91      | PANSKURA          | 122,000                                  | 119,500               | 119,500  | 239,000   | 361,000                 | -                   | 361,000   |
| 92      | PUJALI            | 6,375                                    | 104,500               | 104,500  | 209,000   | 215,375                 | -                   | 215,375   |
| 93      | PURULIA           | 161,000                                  | 159,000               | 159,000  | 318,000   | 479,000                 | 157,000             | 322,000   |
| 94      | RAGHUNATHPUR      | 90,000                                   | 90,500                | 90,500   | 181,000   | 271,000                 | -                   | 271,000   |
| 95      | RAIGANJ           | 196,000                                  | 192,500               | 192,500  | 385,000   | 581,000                 | -                   | 581,000   |
| 96      | RAJPUR SONARPUR   | -  | 266,500               | 266,500  | 533,000   | 533,000                 | -                   | 533,000   |
| 97      | RAMJIBANPUR       | 78,000                                   | 77,000                | 77,000   | 154,000   | 232,000                 | -                   | 232,000   |
| 98      | RAMPURHAT         | 121,000                                  | 119,500               | 119,500  | 239,000   | 360,000                 | -                   | 360,000   |
| 99      | RANAGHAT          | -  | 191,000               | 191,000  | 382,000   | 382,000                 | 168,207             | 213,793   |
| 100     | RISHRA            | 168,000                                  | 166,000               | 166,000  | 332,000   | 500,000                 | -                   | 500,000   |



| Sl. No.            | Name of ULB       | Opening Balance<br>(As on<br>01.04.2016) | Fund released to ULBs |                   |                   | Available<br>Fund with<br>ULB | UC Submitted<br>by ULB | Balance<br>ULB    |
|--------------------|-------------------|--|-----------------------|-------------------|-------------------|-------------------------------|------------------------|-------------------|
|                    |                   |  | ULB                   | 1st Ins.          | 2nd Ins.          |                               |                        |                   |
| 101                | SAINTHIA          | 112,000                                  | 111,500               | 111,500           | 223,000           | 335,000                       | -                      | 335,000           |
| 102                | SANTIPUR          | 178,000                                  | 175,500               | 175,500           | 351,000           | 529,000                       | -                      | 529,000           |
| 103                | SERAMPORE         | 186,000                                  | 186,000               | 186,000           | 372,000           | 558,000                       | -                      | 558,000           |
| 104                | SILIGURI MC       | 517,000                                  | 507,000               | 507,000           | 1,014,000         | 1,531,000                     | -                      | 1,531,000         |
| 105                | SONAMUKHI         | 2,407                                    | 103,500               | 103,500           | 207,000           | 209,407                       | -                      | 209,407           |
| 106                | SOUTH DUM DUM     | -  | 382,500               | 382,500           | 765,000           | 765,000                       | -                      | 765,000           |
| 107                | SURI              | 182,000                                  | 180,500               | 180,500           | 361,000           | 543,000                       | -                      | 543,000           |
| 108                | TAHERPUR          | 92,000                                   | 92,000                | 92,000            | 184,000           | 276,000                       | -                      | 276,000           |
| 109                | TAKI              | 112,000                                  | 111,000               | 111,000           | 222,000           | 334,000                       | -                      | 334,000           |
| 110                | TAMLUK            | 2,000                                    | 152,000               | 152,000           | 304,000           | 306,000                       | 304,000                | 2,000             |
| 111                | TARAKESHWAR       | 104,000                                  | 103,500               | 103,500           | 207,000           | 311,000                       | -                      | 311,000           |
| 112                | TITAGARH          | 3,000                                    | 165,000               | 165,000           | 330,000           | 333,000                       | 165,000                | 168,000           |
| 113                | TUFANGANJ         | 84,000                                   | 83,000                | 83,000            | 166,000           | 250,000                       | 166,000                | 84,000            |
| 114                | ULUBERIA          | 216,000                                  | 211,500               | 211,500           | 423,000           | 639,000                       | -                      | 639,000           |
| 115                | UTTARPARA KOTRUNG | 253,000                                  | 248,500               | 248,500           | 497,000           | 750,000                       | 248,500                | 501,500           |
| 116                | DANKUNI           | 139,000                                  | 136,500               | 136,500           | 273,000           | 412,000                       | 273,000                | 139,000           |
| 117                | DOMKAL            | -  | 144,500               | 144,500           | 289,000           | 289,000                       | -                      | 289,000           |
| 118                | BUNIADPUR         | -  | 97,500                | 97,500            | 195,000           | 195,000                       | -                      | 195,000           |
| <b>Total =&gt;</b> |                   | <b>13,876,058</b>                        | <b>21,828,000</b>     | <b>21,828,000</b> | <b>43,656,000</b> | <b>57,532,058</b>             | <b>8,152,243</b>       | <b>49,379,815</b> |

**SUDA**

# STATE URBAN DEVELOPMENT AGENCY

HEALTH WING

"ILGUS BHAVAN"

H-C BLOCK, SECTOR-III, BIDHANNAGAR, CALCUTTA-700 091  
West Bengal

Ref No. **SUDA-Health/65(Pt-IX)/16/214(22)**

Date **06.01.2017**

From : Director, SUDA

To : The Commissioner,  
Asansol / Bidhannagar / Durgapur /  
Howrah / Siliguri Municipal Corporation

: The Chairman / Chairperson

..... Municipality

Sub. : Request for submission of Utilisation Certificate (UC) relating to fund released for house to house visit for Prevention and Control of Vector Borne Diseases in Urban Area for the year 2016 - Reminder -2.

Ref. : This office earlier communication vide no. SUDA-Health/65(Pt-IX)/16/189(40) dt. 15.12.2016 and SUDA-Health/65(Pt-IX)/16/201(33) dt. 26.12.2016.

Sir / Madam,

You were requested to submit UC by 30.12.2016 for house to house visit for Prevention and Control of Vector Borne Diseases in Urban Area for the year 2016, which is still pending from your end.


Hence, you are requested to submit UC as detailed in the enclosure by **14.01.2017** for onward transmission to Health & Family Welfare Department.

**This may be treated as most urgent.**

Thanking you.

Yours faithfully,

Encl. : As stated.

  
Director, SUDA

SUDA-Health/65(Pt-IX)/16/214(22)/1(17)

Dt. .. 06.01.2017

CC

The Executive Officer, ..... Municipality

  
Director, SUDA

**HEALTH WING**

| Sl No | Name of Municipality | Opening Balance | Fund Released to ULB by SUDA | UC Submitted by ULB | UC Pending |
|-------|----------------------|-----------------|------------------------------|---------------------|------------|
| 1     | Asansol MC           | -               | 2,724,750                    | 2,335,500           | 389,250    |
|       | Kulti                | -               | 1,223,250                    | 1,048,500           | 174,750    |
|       | Raniganj             | 3,000           | 613,875                      | 525,750             | 91,125     |
| 2     | Bankura              | -               | 546,000                      | 468,000             | 78,000     |
| 3     | Baranagar            | 9,750           | 1,489,125                    | 1,284,750           | 214,125    |
| 4     | Basirhat             | -               | 601,125                      | 515,250             | 85,875     |
| 5     | Baruipur             | -               | 299,250                      | 256,500             | 42,750     |
| 6     | Berhampur            | -               | 842,625                      | 722,250             | 120,375    |
| 7     | Bidhannagar MC       | -               | 3,031,000                    | -                   | 3,031,000  |
|       | Rajarhat Gopalpur    | -               | 2,176,125                    | 932,625             | 1,243,500  |
| 8     | Burdwan              | -               | 978,750                      | -                   | 978,750    |
| 9     | Diamond Harbour      | -               | 246,750                      | 211,500             | 35,250     |
| 10    | Durgapur MC          | -               | 3,331,125                    | 2,855,250           | 475,875    |
| 11    | Howrah MC            | -               | 5,664,750                    | 2,427,750           | 3,237,000  |
|       | Bally                | -               | 1,283,625                    | 550,125             | 733,500    |
| 12    | Jalpaiguri           | -               | 530,250                      | 440,250             | 90,000     |
| 13    | Kamarhati            | -               | 1,512,000                    | 1,296,000           | 216,000    |
| 14    | Kharagpur            | -               | 1,270,500                    | 1,089,000           | 181,500    |
| 15    | Khurdah              | -               | 506,625                      | 434,250             | 72,375     |
| 16    | Nabadwip             | -               | 611,625                      | 524,250             | 87,375     |
| 17    | Nalhati              | -               | 194,250                      | 166,500             | 27,750     |
| 18    | North Dum Dum        | -               | 1,309,875                    | 563,175             | 746,700    |
| 19    | Panihati             | -               | 1,968,750                    | 1,687,500           | 281,250    |
| 20    | Pujali               | -               | 183,750                      | 157,500             | 26,250     |
| 21    | Ranaghat             | -               | 385,875                      | 330,750             | 55,125     |
| 22    | Siliguri MC          | -               | 2,215,500                    | 894,000             | 1,321,500  |



**OFFICE OF THE MUNICIPAL COUNCILLORS OF DUM DUM**  
44, Dr. Sailen Das Sarani, Kolkata – 700028

No. : 390/DAM/GEN/2016

Date: 17-08-2016

From : Chairman  
Dum Dum Municipality

To : Director, SUDA ■  
ILGUS Bhawan, HC Block  
Sector III, Salt Lake City  
Kolkata: 700106

Sub: Action taken report w.r.t Prevention & Control of Dengue.  
Ref: your letter No. SUDA-health/65 (Pt.-IX)/16/98(41) Dtd:16.08.2016

The following action has already been initiated from this ULB

1. House to house visits have already started and will cover about 35,000 households, educational institutes, Hospitals, offices & residential premises of state government as well as Central government. This ULB took initiative to cover the areas even on Sundays and other holidays with the help of councillors, Local Clubs, NGOs, community participation and health workers. A special team has been formed comprising of respective Municipal Councillors, Medical Officers, Supervisors and sweeper cum helpers along with representative of ACMOH Barrackpore.
2. We have identified the priority wards:- Ward 8,17,18,21 & 22 where larvae has been found in different types of containers and the containers were cleaned and we have taken other measures like spraying of larvicidal oil and burned-up mobil etc.
3. Buildings like Jessop & Co and Appollo Zipper & chain co are under lock and key since they have closed long back. Water may have definitely accumulated inside the premises but we are unable to take any measures due to the premise being under lockdown. We **have already informed the MA department** with a copy to District Administration and we are awaiting necessary instructions. We managed to install a Pump inside the premise of Jessop & Co to take care of the stagnant water.
4. Advisory (M.O., RBSK) has already been sent to schools by the ULB and The Educational institutions have already been advised on the issue at hand and regular parents meet has also been arranged to sensitize on the same by the ULB
5. Yes the community is always involved during house to house visits.
6. Yes ACMOH of District Health Office analyzed house to house report along with Health Officer.
7. Yes ACMOH did provide the analysis report and discussed the same with ULB.
8. Larvicidal oil presently in ULB stock is being used to spray regularly but we require more to meet up with the whole of ULB, the requirement is already sent to you.
9. Regular spraying of larvicidal oil in under-construction building along with burned-up mobil is used to take care of the Larva problem.

---

E-mail: [chairmanddm@yahoo.com](mailto:chairmanddm@yahoo.com), Phone: 2551-3017, Fax: 2549-5214

**OFFICE OF THE MUNICIPAL COUNCILLORS OF DUM DUM**  
44, Dr. Sailen Das Sarani, Kolkata – 700028

No. :

Date:

10. Announcements on mike, mass sensitization on Tablo, banners and flex and a rally comprising of all Municipal staffs and Authorities along with school children have already been organized to cover all the wards. Regular miking is done every day in all the wards. A meeting had already been conducted at our town hall with participants like CMOH, SCMOH-2 Barrackpore, Health Officer, Teachers, Parents, Children, all councilors, Chairman, Vice chairman and other citizens of this ULB to sensitize on this matter.
11. No Line Listing is received from the District Health Office by this ULB.
12. Special drives have been arranged to continuously clean the Slum areas. Desilting has been done in Belghoria expressway Nayanjali beside the railway track with the help of Irrigation dept and SDO Barrackpore from ULB's own funds.

Thanking you,



Yours faithfully,

*J. Am. Lb*

Chairman

Dum Dum Municipality

Chairman

Dum Dum Municipality  
44, Dr. Sailen Das Sarani  
Dum Dum, Kolkata-700028

## Ward Wise Total Dengue Fever Cases from 26.07.2016 to 11.11.2016

| Ward No | Total No. of Dengue Cases |
|---------|---------------------------|
| 1       | 11                        |
| 2       | 4                         |
| 3       | 3                         |
| 4       | 2                         |
| 5       | 4                         |
| 6       | 2                         |
| 7       | 2                         |
| 8       | 8                         |
| 9       | 0                         |
| 10      | 7                         |
| 11      | 6                         |
| 12      | 2                         |
| 13      | 4                         |
| 14      | 1                         |
| 15      | 5                         |
| 16      | 1                         |
| 17      | 5                         |
| 18      | 1                         |
| 19      | 9                         |
| 20      | 2                         |
| 21      | 9                         |
| 22      | 7                         |
| 23      | 1                         |
| 24      | 0                         |
| 25      | 1                         |
| 26      | 5                         |
| 27      | 0                         |
| 28      | 3                         |
| 29      | 1                         |
| 30      | 6                         |
| 31      | 5                         |
| 32      | 2                         |
| 33      | 3                         |
| 34      | 1                         |

Total

123

The data received from Health Officer, North Dumdum Municipality, not Dengue positive cases.

Ward-wise no. of Dengue & cases to be put on GIS Map showing layers of canals, drains, ponds, garbage dumping areas

Rangese thematic maps in PDF may also be submitted for planning purpose



Month and ward wise Dengue Cases in South Dum Dum Municipality from June to October 2016

| Ward Number | June | July | August | Sept | Oct |
|-------------|------|------|--------|------|-----|
| 1           | 0    | 0    | 0      | 1    | 0   |
| 2           | 1    | 0    | 0      | 0    | 0   |
| 3           | 0    | 0    | 0      | 0    | 0   |
| 4           | 0    | 0    | 0      | 1    | 0   |
| 5           | 0    | 0    | 0      | 1    | 0   |
| 6           | 0    | 0    | 3      | 1    | 0   |
| 7           | 0    | 3    | 4      | 0    | 0   |
| 8           | 2    | 2    | 3      | 1    | 0   |
| 9           | 0    | 0    | 5      | 1    | 0   |
| 10          | 1    | 0    | 6      | 1    | 0   |
| 11          | 0    | 1    | 2      | 0    | 0   |
| 12          | 0    | 0    | 1      | 3    | 0   |
| 13          | 0    | 0    | 1      | 5    | 0   |
| 14          | 0    | 0    | 0      | 0    | 0   |
| 15          | 0    | 0    | 2      | 1    | 0   |
| 16          | 0    | 0    | 0      | 1    | 0   |
| 17          | 0    | 0    | 2      | 0    | 0   |
| 18          | 0    | 1    | 1      | 1    | 0   |
| 19          | 0    | 0    | 0      | 0    | 0   |
| 20          | 0    | 0    | 1      | 2    | 0   |
| 21          | 0    | 2    | 7      | 1    | 0   |
| 22          | 0    | 0    | 0      | 0    | 0   |
| 23          | 12   | 2    | 2      | 0    | 0   |
| 24          | 11   | 5    | 2      | 0    | 0   |
| 25          | 1    | 0    | 8      | 1    | 0   |
| 26          | 1    | 3    | 0      | 0    | 0   |
| 27          | 2    | 3    | 2      | 0    | 0   |
| 28          | 0    | 0    | 2      | 0    | 0   |
| 29          | 0    | 0    | 3      | 0    | 0   |
| 30          | 0    | 0    | 5      | 0    | 0   |
| 31          | 0    | 0    | 4      | 0    | 0   |
| 32          | 0    | 0    | 0      | 1    | 0   |
| 33          | 0    | 0    | 2      | 0    | 0   |
| 34          | 0    | 0    | 2      | 0    | 0   |
| 35          | 0    | 0    | 1      | 0    | 0   |

31 22 23 23 23

DR. DIPAK DAS  
Medical Officer  
South Dum Dum Municipal Hospital

12/11/16

12/11/16

12/11/16

-147

*P.O(H)*

**Government of West Bengal  
Health & Family Welfare Department  
P & B Branch  
"Swasthya Bhawan"  
GN-29, Sector-V, Salt Lake  
Kolkata-700 091**

No. HF/P/P&B/259/2B-6/12-13

Date 27/09/16

From: Joint Secretary to the  
Government of West Bengal

To: The Principal Accountant General (A&E), W.B.  
Treasury Buildings, Kolkata-700 001

**Sub: Utilization certificate against grant of Rs.9,24,00,000/- (Rupees nine crore Twenty four lakh) only Sanctioned for the period from April 2016 to July 2016 in favour of State Urban Development Agency.**

Sir,

In terms of Finance (Audit) Department Memo No. 8327-F(Y) Dated 03.10.2012, I am directed to submit herewith the Utilization Certificate against grant of **Rs. 9,24,00,000/- (Rupees nine crore Twenty four lakh) only** (Rs 2,64,00,000/- and Rs 6,60,00,000/-) sanctioned in order No. 406(Sanction)/ HF/P/P&B/2B-6/12-13 dated 16/06/16 under the head of account i) "2210-06-789-SP-009-31-02-V" & ii) "2210-06-800-SP-002-31-02-V" during the financial year 2016-17 (for the period from April 2016 to July 2016) in favour of State Urban Development Agency towards implementation of Community Based Primary Health Care Services in 63 Non-KMA ULBS & HFW Scheme in 11 Non-KMA ULBs.

Yours faithfully,

Encl: Utilization certificate as stated above.

*sd/*  
Joint Secretary to the  
Government of West Bengal

No. HF/P/P&B/259/2B-6/12-13/1(2)

Dated 27/09/16

Copy forwarded for information to:

1. The Director, SUDA, Health Wing, ILGUS Bhavan, H-C Block, Sect.-III, Bidhannagar, Calcutta-91.
2. Office Copy

*Bans*  
*27/9/16*  
Joint Secretary to the  
Government of West Bengal

**ULB Wise Dengue Positive Case Load-2016 ( up to 14.09.2016)**

| District               | ULB SI.No | Name of the ULB | Cases | ULB undertaking H-to-H activity |
|------------------------|-----------|-----------------|-------|---------------------------------|
| Bankura                | 1         | Bankura         | 10    | Yes                             |
|                        | 2         | Suri            | 18    | Yes                             |
| Birbhum<br>35          | 3         | Bolpur          | 6     |                                 |
|                        | 4         | Rampurhat       | 4     |                                 |
|                        | 5         | Sainthia        | 4     |                                 |
|                        | 6         | Nalhati         | 3     | Yes                             |
| Burdwan<br>51          | 7         | Burdwan         | 11    | Yes                             |
|                        | 8         | Durgapur        | 32    | Yes                             |
|                        | 9         | Asansol         | 8     | Yes                             |
| Dajeeling              | 10        | SiliguriMC      | 34    | Yes                             |
| Dakhin Dinajpur        | 11        | Balurghat       | 48    | Yes                             |
| Hooghly<br>1669        | 12        | Sreerampore     | 1578  | Yes                             |
|                        | 13        | Uttarpara       | 19    | Yes                             |
|                        | 14        | Chandannagore   | 6     | Yes                             |
|                        | 15        | Chinsurah       | 10    | Yes                             |
|                        | 16        | Konnangar       | 7     |                                 |
|                        | 17        | Rishra          | 26    |                                 |
|                        | 18        | Dankuni         | 8     |                                 |
|                        | 19        | Bhadreswar      | 15    | Yes                             |
|                        | 20        | Howrah MC       | 897   | Yes                             |
| Howrah<br>315          | 21        | Bally           | 18    | Yes                             |
| Jalpaiguri             | 22        | Jalpaiguri      | 21    | Yes                             |
| Kolkata                | 23        | Kolkata         | 562   |                                 |
| Malda                  | 24        | English Bazar   | 16    | Yes                             |
| Murshidabad<br>39      | 25        | Behrampore      | 19    | Yes                             |
|                        | 26        | Beldanga        | 11    |                                 |
|                        | 27        | Kandi           | 9     |                                 |
| Nadia<br>85            | 28        | Chakdaha        | 24    |                                 |
|                        | 29        | Kalyani         | 31    | Yes                             |
|                        | 30        | Krishnanagar    | 19    |                                 |
|                        | 31        | Santipur        | 7     |                                 |
|                        | 32        | Nabadwip        | 4     | Yes                             |
| North 24 Pgs<br>2123   | 33        | Bidhannagar MC  | 825   | Yes                             |
|                        | 34        | South Dum Dum   | 138   | Yes                             |
|                        | 35        | North Dum Dum   | 172   | Yes                             |
|                        | 36        | Dum Dum         | 104   | Yes                             |
|                        | 37        | Barahnagar      | 218   | Yes                             |
|                        | 38        | Kamarhati       | 194   | Yes                             |
|                        | 39        | Panihati        | 86    | Yes                             |
|                        | 40        | Khardaha        | 46    | Yes                             |
|                        | 41        | Titagarh        | 25    | Yes                             |
|                        | 42        | Barrackpore     | 39    |                                 |
|                        | 43        | New Barrackpore | 19    |                                 |
|                        | 44        | Madhyamgram     | 38    |                                 |
|                        | 45        | Barasat         | 91    | Yes                             |
|                        | 46        | Bhatpara        | 78    |                                 |
|                        | 47        | Naihati         | 23    |                                 |
|                        | 48        | Habra           | 21    |                                 |
|                        | 49        | Halisahar       | 6     |                                 |
| Paschim Mednipur<br>48 | 50        | Kharagpur       | 68    | Yes                             |
|                        | 51        | Chandrakona     | 2     |                                 |
| Purba Mednipur<br>17   | 52        | Tamluk          | 14    |                                 |
|                        | 53        | Panskura        | 13    |                                 |
|                        | 54        | Contai          | 11    | Yes                             |
|                        | 55        | Egra            | 9     |                                 |
| South 24 Pgs<br>244    | 56        | Rajpur Sonarpur | 110   | Yes                             |
|                        | 57        | Maheshtala      | 25    | Yes                             |
|                        | 58        | Baruipur        | 109   | Yes                             |
|                        |           |                 | 5969  |                                 |

Handwritten annotations on the right side of the table:

- 177 (next to Bankura)
- 197 (next to Birbhum)
- 183 (next to Burdwan)
- 44 (next to Dajeeling)
- 258 (next to Dakhin Dinajpur)
- 1774 (next to Hooghly)
- 988 (next to Howrah)
- 48 (next to Jalpaiguri)
- 561 (next to Kolkata)
- 224 (next to Malda)
- 423 (next to Murshidabad)
- 445 (next to Nadia)
- 4533 (next to North 24 Pgs)
- 368 (next to Paschim Mednipur)
- 279 (next to Purba Mednipur)
- 544 (next to South 24 Pgs)



## DENGUE FEVER IN WEST BENGAL, 2016

| Sl.No. | Month    | Address  | District             | Date of Detection |
|--------|----------|--|----------------------|-------------------|
| 1      | January  | 7,Udayan Pally,<br>PO-Aswini Nagar,<br>PS-Baguihati.   | North 24 pgns        | 02.01.16          |
| 2      | January  | Vill+P.O.- New Barrackpur, Dist.- North 24 Pgs.  | North 24 pgns        | 03.01.16          |
| 3      | January  | 35, Sahed Johar Ghosh Sarani , Nimta<br>Ph. 9163521603   | North 24 pgns        | 02.01.16          |
| 4      | January  | 33,Talbagan Colony<br>PS-Baranagar.  | North 24 pgns        | 09.01.16          |
| 5      | January  | C/o Dilip Paul<br>Ramprasad sarani<br>Halisahar<br>N 24 Paraganas<br>Ph. No. 9883383298  | North 24 pgns        | 06.01.16          |
| 6      | January  | FLAT NO-15,BUILDING 4<br>BRIJDHAM HOUSING COMPLEX<br>VIP ROAD,SRIBHUMI<br>KOLKATA<br>Pin:700048<br>Ph No:2363-6590   | North 24 pgns        | 09.01.16          |
| 7      | January  | C/O Hafijul Islam<br>Vill: Goyakhali<br>P.O: Golabari Bazar<br>P.S: Deganga  | North 24 pgns        | 11:01:16          |
| 8      | January  | c/o Barasat DH   | North 24 pgns        | 09.01.16          |
| 9      | January  | Kora babu para south,<br>Kora Chandigarh<br>PS-Madhyamgram.  | PO-<br>North 24 pgns | 16:01:16          |
| 10     | January  | 53, RAJANI BABU ROAD, Bizpore,<br>24pg(N), West Bengal, Pin-743145, Ph-<br>9051352654  | North 24 pgns        | 19:01:16          |
| 11     | January  | 31/1, U K DUTTA ROAD, DUMDUM<br>CANT., PO,PS- DUMDUM<br>KOLKATA<br>Ph No:91-9836258446   | North 24 pgns        | 21:01:16          |
| 12     | January  | VILL-SIMULIA,PO-KIRTIPUR,PS-<br>MADHYAMGRAM<br>NORTH 24 PARGANAS<br>Ph No:91-9874568232  | North 24 pgns        | 23:01:16          |
| 13     | January  | Basudevpur, P.o-Chowrashi, P.s-Deganga   | North 24 pgns        | 23:01:16          |
| 14     | January  | Chandanhati, P.o-Nolkora, Bamunmore,<br>P.s-Barasat  | North 24 pgns        | 23:01:18          |
| 15     | January  | Khurigachi, P.o-Bodai, P.s-Amdanga   | North 24 pgns        | 23:01:16          |
| 16     | January  | 30 SL CHATTERJEE<br>STREET,NIMTA,NORTH DUMDUM,PS-<br>NIMTA<br>KOLKATA<br>Ph No:91-8697116408   | North 24 pgns        | 25:01:16          |
| 17     | January  | VILL CHALTAPOTA P O<br>DHARMAPUKURIA,Bongaon   | North 24 pgns        | 22:01:16          |
| 18     | January  | Kuli Para Hat Gacha,<br>PS-Bidhannagar(S),<br>NewBhanga,Pin-105.   | North 24 pgns        | 30:01:16          |
| 19     | February | 196 BLOCK-A, BANGUR AVENUE,PS-<br>LAKE TOWN<br>KOLKATA<br>Ph No:91-9830302040  | North 24 pgns        | 06.02.16          |
| 20     | February | C/O-Tapan Das,Rasik Lal Sibani Rd,Ps-<br>Khardah,N24   | North 24 pgns        | 07.02.16          |
| 21     | February | BB-124 SALLAKE<br>KOLKATA<br>Pin:700064<br>Ph No:233772460   | North 24 pgns        | 11:02:16          |
| 22     | February | C/O-Manirul Islam,Purba Baduria,Rudra<br>pur,N24   | North 24 pgns        | 14:02:16          |
| 23     | February | C/O-Arsad Ali,Vill-Akanda Berla,PS-<br>Haroa,PO-Kharual, N24   | North 24 pgns        | 14:02:16          |
| 24     | February | Bangal Para Pan Basti, Halisahar,PO -<br>Kachrapara, PS- Bijpur.   | North 24 pgns        | 16:02:16          |
| 25     | February | ISLAM PUR (E), KADAMBAGACHHI,<br>DUTTAPUKUR  | North 24 pgns        | 20:02:16          |
| 26     | March    | 16 A, NAB MAHAJATI RD P.S-<br>DUMDUMN<br>P.O-DUMDUM,<br>NALTA,<br>DUMDUM CANT, KOL-28,<br>KOLKATA.,<br>WEST BENGAL.. PIN:<br>700028<br>9836127396 9163624297 | North 24 pgns        | 01.03.16          |
| 27     | March    | H NO-478, 2nd FLOOR, IC BLOCK,<br>SECTOR-<br>III, SALLAKE, Kolkata,<br>West<br>Bengal. PIN: 700106<br>9674040099+8336926665                                  | North 24 pgns        | 01.03.16          |
| 28     | March    | FLAT-103, T-4, UTTARA HOUSING,<br>TRITYA, P.S-NEW TOWN, KOLKATA<br>PH- 91-9831071407   | North 24 pgns        | 01.03.16          |

| Sl.No. | Month | Address  | District      | Date of Defect on |
|--------|-------|--|---------------|-------------------|
| 29     | March | FA 24/2 NARAYANTALA, WEST BAGUIATI KOLKATA Ph No:91-9874633562   | North 24 pgns | 05.03.16          |
| 30     | March | 296, GB Road, Nager Bazer ,DumDum Ph.9830802478  | North 24 pgns | 18.02.16          |
| 31     | March | 22/A SAHID BANDHU NAGAR,PO-NEW BARRACKPORE, PS-GHOL NORTH 24 PARGANAS Ph No:91-9830536083              | North 24 pgns | 08.03.16          |
| 32     | March | Madhyamgram, Barasat, Kolkata - 130  | North 24 pgns | 20.03.16          |
| 33     | March | 3,PRAFULLA NAGAR, BELGHORIA,KOL-56, S/O SUKANTA CHAKRABORTY, PH.NO.-9734893544                         | North 24 pgns | 27.03.16          |
| 34     | April | Bongaon  | North 24 pgns | 03.04.16          |
| 35     | April | Vill & PO : Ganrapota, PS : Bongaon, Dist : North 24 Pgs, PIN : 743251, Contact No. 9836012336         | North 24 pgns | 10.04.16          |
| 36     | April | A/63/1 ,LAKE VIEW ,PS BARANAGAR,BONHOOGHLY KOLKATA P No:91-9051987853                                  | North 24 pgns | 16.04.16          |
| 37     | May   | C I S F Camp Narayanpur, N S C B I Airport, P S- Vidhan Nagar, Kolkata: 700136, Mob: 8409031023        | North 24 pgns | 08.05.16          |
| 38     | May   | Shibalok Appt. 20/10 Jugipara, Road, P.s.-Dumdum,Kolkata: 700028, Mob: 9836059042                      | North 24 pgns | 08.05.16          |
| 39     | May   | 2, Kazi Para Road, P.O.&P.S. Barrackpore, Dist. 24 Parganas (North), PIN-700120, Mobile No. 7439174667 | North 24 pgns | 13.05.16          |
| 40     | May   | Barrackpore Court, J. Kazi Para Road, P.S. Barrackpore, 24 Parganas (North), Mob. No. 9036592437       | North 24 pgns | 13.05.16          |
| 41     | May   | C/o Lt. Kamal Uddin, Modham Pur , Krishnapur ,Badu Road , MadhyamGram                                  | North 24 pgns | 24.05.16          |
| 42     | May   | 529/1, Prafulla Lane, Ashok Nagar ,Ph.7384631949   | North 24 pgns | 22.05.16          |
| 43     | June  | AF 528 CPWD OLD CAMPUS , BIDHANNAGAR,KOLKATA -64   | North 24 pgns | 11.05.16          |
| 44     | June  | 20/3 JUGIPAR RD DUMDUM KOL-28  | North 24 pgns | 03.06.16          |
| 45     | June  | B-55 JAL VAYU VIHAR BLOCK-LB SECTOR-3 SALLAKE PS-KOLKATA PH NO: 91-9933349457                          | North 24 pgns | 04.06.16          |
| 46     | June  | BABLATALA RAJARHAT WARD-4 24 PGS NORTH   | North 24 pgns | 04.06.16          |
| 47     | June  | FLAT NO-2E KANCHANJANGA APARTMENT SARDER PARA HATIARA,RAJARHAT KOLKATA PH NO: 91-8902244100            | North 24 pgns | 07.06.16          |
| 48     | June  | 45/6 K M Das Road, Kolkata - 700065  | North 24 pgns | 08.06.16          |
| 49     | June  | 52, Jugipara, South DumDum Munc,W-23   | North 24 pgns | 06.06.16          |
| 50     | June  | South DumDum Munc,W-23   | North 24 pgns | 30.05.16          |
| 51     | June  | MATRI BHANDAR JAGATOUR BAZAR,BAGUIHATI,PS-BAGUIHATI, KOLKATA PH - 91-9830736552                        | North 24 pgns | 18.06.16          |
| 52     | June  | R.M.44,Ragunathpur,PS-Baguihati.,  | North 24 pgns | 11.06.16          |
| 53     | June  | 116/1, N.N.Road, PS-Dum Dum.South Dum Dum Munc.  | North 24 pgns | 18.06.16          |
| 54     | June  | 79/3,R.A.K, PS-Dum Dum.South Dum Dum Munc.   | North 24 pgns | 18.06.16          |
| 55     | June  | 78, R.K.Road, PS- DumDum, Pin-55.South Dum Dum Munc.   | North 24 pgns | 18.06.16          |
| 56     | June  | C/O,Dipak Dutta,108, Sunil Sen Saroni Rd,PO+PS-Dum Dum, South Dum Dum Munc.9874953969                  | North 24 pgns | 19.06.16          |
| 57     | June  | 50C,ROBERTSON ROAD,NAIHATI NORTH 24 PARGANAS Ph No:91-9432337228                                       | North 24 pgns | 23.06.16          |
| 58     | June  | 144,Yogi Para Road, PS-Dum Dum.South Dum Dum Munc.   | North 24 pgns | 25.06.16          |
| 59     | June  | Nagaor Pota, Oslari.South Dum Dum Munc.  | North 24 pgns | 25.06.16          |
| 60     | June  | 90, R.A.K Road, PS-Dum Dum.South Dum Dum Munc.   | North 24 pgns | 25.06.16          |
| 61     | June  | Ward - 23  | North 24 pgns | 18.06.16          |
| 62     | June  | Ward - 24  | North 24 pgns | 18.06.16          |
| 63     | June  | Ward - 24  | North 24 pgns | 18.06.16          |

| Sl.No. | Month     | Address  | District      | Date of District<br>05 |
|--------|-----------|--|---------------|------------------------|
| 4471   | September | 141/A/2P, SOUTH SINTHEE ROAD, P.S-<br>SINTHEE, KOL-50  | North 24 pgns | 12.09.16               |
| 4472   | September | 9/4A/1H, SOUTH SINTHI ROAD, P.S-<br>SINTHI, KOL-50   | North 24 pgns | 12.09.16               |
| 4473   | September | A-10/102, PEERLESS NAGAR,<br>SODEPUR, P.S-KHARDAH, KOL-114   | North 24 pgns | 12.09.16               |
| 4474   | September | SARADAPALLI, MANIKDANGA ROAD, P.S-<br>GHOLA, KOL-111   | North 24 pgns | 12.09.16               |
| 4475   | September | 31 S.M.PANDAY SORONE, PS-<br>TITAGARH, KOL-120   | North 24 pgns | 12.09.16               |
| 4476   | September | 1 NO- RPIYONATH CHAKRABORTY<br>LANE, 1ST FLOOR, P.S- BARANAGAR,<br>KOL- 35   | North 24 pgns | 12.09.16               |
| 4477   | September | 28/2 SARAT CHANDRA DHAR ROAD, P.S-<br>BARANAGAR, KOL-90  | North 24 pgns | 12.09.16               |
| 4478   | September | 35/A NETAJI COLONY, P.S-BARANAGAR,<br>KOL-90   | North 24 pgns | 12.09.16               |
| 4479   | September | 23, RAI MOHAN BANERJEE ROAD, P.S-<br>BARANAGAR, KOL-108  | North 24 pgns | 12.09.16               |
| 4480   | September | 95 NOBINPOLLY MAHAMAYA APPT. KOL-<br>56  | North 24 pgns | 12.09.16               |
| 4481   | September | 27/1 BT RD GREENVEW KOL=58   | North 24 pgns | 12.09.16               |
| 4482   | September | 151 FEEDER ROAD, PS-BELGHORIA, KOL-<br>56  | North 24 pgns | 12.09.16               |
| 4483   | September | 692, M.B. ROAD, PATHANPUR,<br>BIRATI, P.S-NIMTA, KOL-51  | North 24 pgns | 12.09.16               |
| 4484   | September | PROBIR KUMAR SUR; CHARAPOLE, P.O.-KANPA<br>PS: BIZPUR West Bengal NORTH 24<br>PARAGANAS 743193   | North 24 pgns | 12.09.16               |
| 4485   | September | c/o ILS Dumdum   | North 24 pgns | 12.09.16               |
| 4486   | September | c/o ILS Dumdum   | North 24 pgns | 12.09.16               |
| 4487   | September | c/o ILS Dumdum   | North 24 pgns | 12.09.16               |
| 4488   | September | c/o ILS Dumdum   | North 24 pgns | 12.09.16               |
| 4489   | September | c/o ILS Dumdum   | North 24 pgns | 12.09.16               |
| 4490   | September | c/o ILS Dumdum   | North 24 pgns | 12.09.16               |
| 4491   | September | c/o ILS Dumdum   | North 24 pgns | 12.09.16               |
| 4492   | September | c/o ILS Dumdum   | North 24 pgns | 12.09.16               |
| 4493   | September | c/o ILS Dumdum   | North 24 pgns | 12.09.16               |
| 4494   | September | c/o ILS Dumdum   | North 24 pgns | 12.09.16               |
| 4495   | September | c/o ILS Dumdum   | North 24 pgns | 12.09.16               |
| 4496   | September | c/o ILS Dumdum   | North 24 pgns | 12.09.16               |
| 4497   | September | c/o ILS Dumdum   | North 24 pgns | 12.09.16               |
| 4498   | September | c/o ILS Dumdum   | North 24 pgns | 12.09.16               |
| 4499   | September | c/o ILS Dumdum   | North 24 pgns | 12.09.16               |
| 4500   | September | c/o ILS Dumdum   | North 24 pgns | 12.09.16               |
| 4501   | September | c/o ILS Saltlake   | North 24 pgns | 12.09.16               |
| 4502   | September | c/o ILS Saltlake   | North 24 pgns | 12.09.16               |
| 4503   | September | c/o ILS Saltlake   | North 24 pgns | 12.09.16               |
| 4504   | September | c/o ILS Saltlake   | North 24 pgns | 12.09.16               |
| 4505   | September | c/o ILS Saltlake   | North 24 pgns | 12.09.16               |
| 4506   | September | c/o ILS Saltlake   | North 24 pgns | 12.09.16               |
| 4507   | September | c/o ILS Saltlake   | North 24 pgns | 12.09.16               |
| 4508   | September | 58/4, Pallyshree, Kol-92   | North 24 pgns | 08.09.16               |
| 4509   | September | Salt Lake, Ph-9883744211   | North 24 pgns | 13.09.16               |
| 4510   | September | WL 17, SANJEEVA TOWN, NEW TOWN,<br>P.S-NEW TOWN, KOLKATA- 700156<br>8420005061, 8420005062   | North 24 pgns | 13.09.16               |
| 4511   | September | 578, P.S ROAD, MADHUGARH, Police<br>Station : Dumdum, /Country : Kolkata, West<br>Bengal, Pin Code : 700030, Mobile :<br>8013683389,   | North 24 pgns | 13.09.16               |
| 4512   | September | 22, MAHAJATI ROAD, NALTA, FLAT NO-<br>4B, .Police Station :<br>Dumdum, City/District/Country : 24pg(N),<br>West Bengal, Pin Code : 700028, Mobile :<br>7478853813, 9433013613,                                 | North 24 pgns | 13.09.16               |
| 4513   | September | HDL NO-78 SAHID NIKHIL AICH SARANI,<br>WARD NO- 6, DUMDUM CANTONMENT,<br>SUBHAS NAGAR, Police Station :<br>Dumdum, City/District/Country : Kolkata,<br>West Bengal, Pin Code : 700065, Mobile :<br>7059755480, | North 24 pgns | 13.09.16               |
| 4514   | September | KB BLOCK FLAT NO-446, SALT LAKE<br>SEC III, Police Station : Bidhannagar<br>(S), City/District/Country : Kolkata, West<br>Bengal, Pin Code : 700098, Mobile :<br>8820228532,                                   | North 24 pgns | 13.09.16               |
| 4515   | September | 526, PURBAPARA LASKARPUR, SUNNY<br>BLOOM, KOL-153/9830933993   | North 24 pgns | 13.09.16               |
| 4516   | September | S/O SUJOY MITRA, 108 GOPAL LAL TAGORE<br>RD, KOL-35/9433811805   | North 24 pgns | 13.09.16               |
| 4517   | September | W/O - MOHIDUL ISLAM<br>NARAYANPUR SOUTH, PS-AIRPORT, PO-<br>RAJARHAT GOPALPUR<br>PIN - 700136  | North 24 pgns | 13.09.16               |
| 4518   | September | S/O - ANANT PRASAD<br>AB-139 SALT LAKE SEC-1 PS-<br>BIDHANNAGAR<br>PIN - 700064  | North 24 pgns | 13.09.16               |





**Dum Dum Municipality**  
**Report for the period 16.08.2016 to 16.11.2016**

| Sl. No.            | Ward No. | Total No. of Dengue Positive Case |
|--------------------|----------|-----------------------------------|
| 1                  | 1        | 20                                |
| 2                  | 2        | 18                                |
| 3                  | 3        | 16                                |
| 4                  | 4        | 13                                |
| 5                  | 5        | 8                                 |
| 6                  | 6        | 18                                |
| 7                  | 7        | 17                                |
| 8                  | 8        | 12                                |
| 9                  | 9        | 16                                |
| 10                 | 10       | 68                                |
| 11                 | 11       | 23                                |
| 12                 | 12       | 1                                 |
| 13                 | 13       | 2                                 |
| 14                 | 14       | 74                                |
| 15                 | 15       | 21                                |
| 16                 | 16       | 18                                |
| 17                 | 17       | 13                                |
| 18                 | 18       | 21                                |
| 19                 | 19       | 16                                |
| 20                 | 20       | 12                                |
| 21                 | 21       | 8                                 |
| 22                 | 22       | 8                                 |
| <b>Total =&gt;</b> |          | <b>423</b>                        |

Report sent by HO, DumDum bpl. on 16.11.2016

Two rounds of IRS with DDT 50 % at a dose of 1gm/sq meter are carried out in a year. Spraying should be started before onset of Kala-azar transmission season which coincides with time of build-up of vector populations. The build-up in vector population starts in March and peak Kala-azar transmission season is from June to October. The effectiveness of DDT lasts for about 10 weeks. Therefore, two rounds of DDT are done, the first in February - March and the second in May - June, to control the vector population and for providing protection during entire transmission season. As it is difficult to conduct spray operations during monsoon, it may sometimes be necessary to delay the 2nd round till the monsoon subsides.

For Kala-azar elimination, the insecticidal spray is done up to a height of 6 feet only as the sand fly vector cannot hop above this height. Cattle sheds are also to be covered for interrupting transmission of Kala-azar. The varanda and areas with full sun light should be avoided for spray.

The average requirement of DDT is 150 grams per house in the rural areas and the average surface area for spray per house is 75 square meters. For one million population the requirement of DDT is 75 metric ton (MT) for both the round ie 37.5 MT for each round of spray.

Use of Synthetic Pyrethroid (SP) has been recommended in areas showing DDT resistance in pursuit to achieve the goal of elimination. The change is based on studies of RMRI, NCDC and CARE India in some districts of Bihar.

### **Vector Management for Dengue/Chikungunya**

A package of vector control interventions against dengue and chikungunya is advised, targeting both the immature and adult stages of the vector and ideally combining chemical and environmental methods. Unfortunately the evidence base on vector control against dengue and chikungunya is poor. This is due to a lack of well-conducted studies that are unable to attribute declines in cases to vector control interventions or studies that have only entomological endpoints. A critical review of dengue control tools by an expert panel convened by the Partnership for Dengue Control Initiative was not able to recommend specific interventions. Nonetheless in the absence of convincing data we recommend that control programmes should monitor the effectiveness of their interventions. Larval source management should be in place for routine control. If there is an outbreak then these interventions should be intensified with additional interventions implemented such as indoor space spraying, fogging or ultra-low volume (ULV) spray. However, the evidence base for aerial or truck mounted ULV is limited since this intervention has no sustained impact on mosquito populations, is not cost effective for routine delivery during outbreaks and efficacy is variable because droplets may not penetrate inside houses to where *Ae. aegypti* are resting, especially if householders donot comply with requests to open their doors and windows. Vector control interventions are similar whether the disease is in urban or rural areas, although container types are likely to differ e.g. air conditioning units in urban areas.



| Tools recommended   | Tools with some evidence / or evidence to recommend their use in certain settings or populations                 | Tools for which there is currently insufficient evidence to recommend their use in public health but could provide individual protection |
|---|--|--|
| <b>ROUTINE CONTROL</b>  |  |  |
| Container larviciding using insecticides (e.g. temephos) or microbial larvicides  | LLINs (particularly for dengue patients but also infants/children sleeping during the day)                       | Topical repellents, long-sleeved shirts and long trousers, protective clothing & household insecticides                                  |
| Environmental modification e.g., improved water supply, mosquito proofing of overhead tanks, cisterns or underground reservoirs   | Indoor residual spraying (IRS)   |  |
| Environmental manipulation e.g., container removal, emptying and cleaning containers, puncturing containers, expanded polystyrene beads in water cisterns, checking for blocked gutters and flat roofs  | Perifocal insecticide spraying e.g. tyres with residual insecticides   |  |
| Social mobilisation campaigns   |  |  |
| Insecticide-treated curtains  |  |  |
| Screening of doors and windows  |  |  |
| Legislation e.g. Model Civic Byelaws, Building Construction Regulation Act, Environmental Health Act etc  |  |  |
| <b>EPIDEMIC CONTROL</b>   |  |  |
| Indoor space spraying using pyrethrum   | LLINs (for dengue patients)  |  |
| Fogging or Ultra Low Volume (ULV) spray using malathion or cyphenothrin   | IRS  |  |
| Intensified social mobilisation campaigns   |  |  |
| Epidemic control legislation (e.g. Model Civic Byelaws)   |  |  |
| <b>Where to implement these interventions? When to implement?</b>   |  |  |
| <p>As mentioned, a background of interventions should be established in dengue and chikungunya endemic areas and some additional interventions added and existing ones scaled up when an outbreak occurs. Early warning systems are needed to predict dengue and chikungunya outbreaks. In India this is based on case reporting at sentinel hospitals or Integrated Disease Surveillance Project (IDSP), but also informed by vector surveillance (larval and pupal indices). Dengue cases in epidemic prone areas generally upsurge in July-November, so here cooperation with the meteorological department may also be helpful to predict conditions that might trigger epidemics. Cases are generally perennial in peninsular states and western parts of the country. Chikungunya cases increase in the post-monsoon period that is May onwards with a peak between July and September, before declining.</p> |  |  |
| <b>By whom will they be delivered and how?</b>  |  |  |
| <b>Intrasectoral activities</b>   |  |  |
| Sector  | Activity   |  |
| Private and faith hospitals and health facilities   | Pass regulations to raise quality standards of private facilities and bring them on board with case surveillance |  |
| All hospitals and health facilities   | Encourage use of LLINs for dengue patients   |  |
| Municipalities, urban centres, Panchayati Raj   | Enforce handing out fines for mosquitogenic sites found on premises  |  |
| Urban VBD Scheme  | Link with Urban VBD Scheme for shared surveillance, implementation and monitoring and evaluation                 |  |

| <b>Intersectoral activities</b>   |  |
|---|--|
| <b>Sector</b>   | <b>Activity</b>  |
| Ministry of Drinking Water and Sanitation<br>Water supply companies   | Emphasise need for sufficient quantity, quality and consistency of potable water supplies to minimise the need for water storage   |
| Ministry of Housing and Urban Poverty Alleviation   | Setting and enforcing building standards for new housing to reduce <i>Aedes</i> breeding sites including covering tanks, door and window screening etc   |
| Plantation owners<br>Ministry of Agriculture and Farmers Welfare  | Encourage reduction of breeding sites in plantation areas:<br>- rubber plantations e.g. latex collecting cups should be covered, turned upside down or removed when not in use.<br>- coconut/arecanut: e.g. clean plantation area, remove leaves weekly.<br>- pineapple e.g. neem-cake powder (also a manure) sprinkled in the plantation area to avoid vector breeding in leaf axils.   |
| Ministry of Information and Broadcasting<br>Mass media e.g. newspapers etc  | Increase awareness of dengue and its prevention through mass media outlets.<br>Appropriate and transparent risk communication during outbreaks.  |
| Municipalities<br>Waste collection companies  | Rubbish collection and disposal  |
| Dept. of public works, contractors, municipalities  | Removal of obsolete concrete water storage containers used for building  |
| Research institutions   | Insecticide resistance monitoring  |
| MHO/DHO   | Encourage promulgation and enforcement of legislation against mosquitogenic environments and for increasing access to premises and lots during outbreaks   |
| NGOs, faith-based organisations, community and civil society groups e.g. Residents Welfare Organizations, Women's Self-Help Groups etc. | Groups to supplement and reinforce efforts at household level<br>- launch awareness campaigns<br>- mobilising households to check for breeding sites, comply with IRS, spraying or fogging and encourage use of LLINs by infants and small children sleeping during the day<br>- vector control by environmental management, applying larvicide to containers and encouraging recycling<br>- camps for insecticide treatment of pre-owned mosquito nets and curtains |
| Schools and workplaces  | - encourage checking for <i>Aedes</i> habitats<br>- encourage implementation of vector control activities such as screening of doors and windows, larviciding of containers, covering tanks etc<br>- encourage notification of staff/student absences due to dengue or chikungunya to appropriate local health authorities   |
| Schools   | - school projects on dengue to raise awareness<br>- enlist assistance of school children in checking for <i>Aedes</i> breeding sites and larviciding containers<br>- encourage school children to wear long pants and sleeves  |
| India Meteorological Department (IMD)   | Share information on rainfall and temperature trends to inform early warning for dengue outbreaks  |
| Tyre manufacturers and sellers  | Encourage proper storage and recycling of tyres to minimise breeding sites and movement of eggs. For example, this could be done through incentivising return of used tyres by discounting new purchases.  |
| Municipalities  | Encourage management of public spaces e.g. parks to prevent vector breeding  |

|   |   |
|---|---|
| Fishermen<br>Ministry of Agriculture and Farmers Welfare (Dept. of Animal Husbandry, Dairying and Fisheries)  | - Encourage storage of canoes and boats upside down to prevent vector breeding.<br>- Institutional help/training in mass production of larvivorous fish |
| Village Health Sanitation & Nutrition Committee   | - Carry out weekly cleanliness drive in villages.   |
| <b>Coverage of interventions</b>  |   |
| Due to the large number of dengue breeding sites and productivity of some cryptic sites, efforts should be put into identifying and treating (whether through removal, covering or larviciding) as many breeding sites as possible.   |   |
| <b>IEC/BCC activities</b>   |   |
| IEC and BCC campaigns play an important role in routine and epidemic control of dengue because breeding sites are numerous and close to homes. Campaigns may be carried out through mass media including local vernacular newspapers/magazines, radio and TV, especially using local cable networks as well as outdoor publicity like hoardings, miking, drum beating, rallies, etc. Health education materials should be developed and widely disseminated in the form of posters, pamphlets, handbills, hoardings. Inter-personal communication through group meetings, traditional / folk media particularly must be optimally utilised. Activities should be intensified during anti-dengue month (July). |   |

**By whom will they be delivered and how?**

|  |  |
|--|--|
| <b>Intrasectoral activities</b>  |  |
| Dengue and Chikungunya control programmes  | Link with dengue and chikungunya control in urban areas for surveillance and vector control  |
| Integrated Disease Surveillance Project (IDSP)   | Early warning signals on malaria outbreaks   |
| Antenatal services / Mother and child clinics<br>Janani Suraksha Yojana  | Distribution of LLINs to pregnant women / young children   |
| State government MOHFW   | Encourage promulgation and enforcement of legislation against mosquito-genic conditions  |
| Municipalities, urban centres, Panchayati Raj  | Enforce handing out fines for mosquito-genic sites found on premises   |
| <b>Intersectoral activities</b>  |  |
| Research institutions  | Insecticide resistance monitoring  |
| Mahatma Gandhi National Rural Employment Guarantee Act (MNREGA)<br>Panchayati Raj Institutions<br>Village Health and Sanitation Committees | - Involve in vector control activities e.g., LSM, net re-treatment<br>- Advocate for community involvement in vector control and compliance with personal protection   |
| Ministry of Information and Broadcasting<br>Mass media e.g. newspapers etc   | - Increase awareness of malaria and its prevention through mass media outlets<br>- Appropriate and transparent risk communication during outbreaks   |
| Industry<br>Contractors<br>Plantations<br>Mining   | - Ensure Health impact assessment (HIA) performed for new industry and development projects<br>- Safe water storage/disposal and improvement of drainage<br>- Safe disposal of solid waste and used containers<br>- Malaria chemoprophylaxis for at-risk workers<br>- Mosquito proofing of dwellings and buildings<br>- Use of LLINs by labourers, especially migrants |
| Ministry of Agriculture and Farmers Welfare<br>Farmers cooperatives<br>Farmers<br>Plantations  | - Encourage use of dry-wet irrigation system<br>- Appropriate pesticide management<br>- Education of farmers for integrated pest and vector management e.g. farmer field schools   |



|   |  |
|---|--|
| Ministry of Drinking Water and Sanitation<br>Water supply companies   | <ul style="list-style-type: none"> <li>- Intermittent irrigation and maintenance of canal system</li> <li>- Design modification and lining of canals</li> <li>- Weeding for proper flow of water in canals</li> <li>- Creation of small check-dams away from villages</li> <li>-Health impact assessment prior to large dam construction</li> <li>- Timely repair of leakages and restoration of taps to prevent water pooling and wastage</li> <li>- Diversion of waste water to natural or artificial ponds/pits</li> <li>- Staggering water supply</li> <li>- Encourage mosquito-proofing of water harvesting devices, repair of sluice valves</li> </ul> |
| Ministry of Road Transport and Highways<br>Road and building contractors  | <ul style="list-style-type: none"> <li>- Proper planning as per bye-laws</li> <li>- Merging pits/breaking bunds</li> <li>- Excavations in line with natural slope/gradient, making way for water to flow into natural depression/pond/river</li> <li>- Follow up actions after excavation</li> <li>- Conduct HIA</li> </ul>  |
| Ministry of Urban Development   | <ul style="list-style-type: none"> <li>- Implementation of building bye-laws.</li> <li>- Improved design to avoid undue water logging.</li> <li>- Building use permission after clearance from health department.</li> <li>- Safe rain water harvesting e.g. covered tanks etc</li> <li>- Mosquito proofing of houses.</li> </ul>  |
| Ministry for Railways   | <ul style="list-style-type: none"> <li>- Proper excavations.</li> <li>- Maintenance of yards and dumps.</li> <li>- Anti-larval measures within their jurisdiction.</li> <li>- Conduct HIA.</li> </ul>  |
| Ministry of Environment, Forest and Climate Change  | <ul style="list-style-type: none"> <li>- Pesticide and environment management policy.</li> <li>- Reclamation of swampy areas.</li> <li>- Social forestry (management and protection of forests and afforestation on barren lands).</li> </ul>  |
| Ministry of Agriculture and Farmers Welfare<br>(Dept. of Animal Husbandry, Dairying and Fisheries)                  | <ul style="list-style-type: none"> <li>- Institutional help/training in mass production of larvivorousfish.</li> <li>- Promotion of composite fish farming schemes at community level.</li> </ul>  |
| Private pest control agencies   | <ul style="list-style-type: none"> <li>- Judicious use of insecticides</li> <li>- Promotion of IVM-based sustainable preventive and control methods</li> </ul>   |
| Ministry of Planning  | <ul style="list-style-type: none"> <li>- Involvement of health agencies at planning stage for HIA.</li> <li>- Incorporation of risk-mitigating actions in development projects.</li> </ul>   |
| Sea / air ports   | <ul style="list-style-type: none"> <li>- Vector surveillance and control.</li> </ul>   |
| Ministry of Human Resource Development<br>(Dept. of School Education & Literacy and Department of Higher Education) | <ul style="list-style-type: none"> <li>- Educate about malaria and its control</li> <li>- Involve students in vector control particularly LSM.</li> <li>- LLINs and screening of dwellings for boarding students.</li> <li>- Anti-larval measures within their jurisdiction.</li> </ul>  |
| Local government  | <ul style="list-style-type: none"> <li>- Update public health bye-laws</li> <li>- Mandatory case reporting in epidemic situation</li> </ul>  |
| Community   | <ul style="list-style-type: none"> <li>- Use of LLINs, acceptance of IRS and household sanitation.</li> </ul>  |

|   |  |   |  |
|---|--|---|--|
| NGOs / civil society  | <ul style="list-style-type: none"> <li>- Community mobilisation for use of LLINs, acceptance of IRS and timely health seeking behaviour</li> <li>- Training at community level</li> <li>- Distribution of IEC material</li> <li>- Encourage re-treatment of existing nets and curtains</li> <li>- Distribution of LLINs to pregnant women / young children e.g. UNICEF, Caritas</li> </ul> |   |  |
| <p><b>Coverage of interventions</b><br/> High coverage of interventions is required to have maximum effect on malaria vector populations. NVBDCP has specific targets for coverage as follows [17]:</p>   |  |   |  |
| Intervention  | Category 1   | Category 2  | Category 3                                     |
| IRS   | Not recommended unless indicated by entomological surveillance   | 95% coverage  | 95% IRS coverage in identified foci            |
| LLINs   | For travellers to Category 3 states and for personal protection  | 85% of people in targeted communities sleep under LLINs | 100% targeted LLIN coverage in identified foci |
| Larviciding   | Not recommended unless indicated by entomological surveillance   | 95% coverage of identified breeding sites               | 95% coverage of identified breeding sites      |
| <p><b>IEC/BCCactivities</b><br/> BCC activities are implemented by campaigns during the pre-transmission and transmission season especially, (peaking during anti-malaria month (June) on weekly/fortnightly basis) and as routine (monthly / once in two months, as appropriate) during low transmission season. At sub-national level, BCC relies mainly on inter-personal communication and community outreach, supported by mass media where appropriate. This is because populations in high risk areas such as tribal and rural areas are unlikely to have access to mass media. Activities include a) counselling/one to one direct communication between patient/family members and volunteer, ASHA, health worker, doctor in public and private sector and change agents (religious leader/community leader, educator, traditional healers, etc.); b) peer group interactions between members of associations, youth clubs, etc.; c) community/group meetings of civil society organizations, SHGs, Panchayats, RogiKalyanSamitis, Village Health and Sanitation Committees, etc.; d) infotainment by popular folk song and drama, skits, puppetry, etc. by local groups, animators, etc.; e) village level rally, miking, wall writing, etc.; and f) school activities.</p> |  |   |  |

### Japanese Encephalitis: Stakeholder-wise Activity Plan

| Tools recommended       | Tools for which there is some evidence to recommend their use or their use in certain settings or populations | Tools for which there is currently insufficient evidence to recommend their use in public health but could provide individual protection |
|-------------------------|---|--|
| <b>ROUTINE CONTROL</b>  |   |  |
| Vaccination of children | Segregation/improved habitation of pigs away from human populations   | Topical repellents, long-sleeved shirts and long trousers, protective clothing & household insecticides                                  |
| ULV fogging             | Mosquito proofing of pigsties   |  |
| <b>EPIDEMIC CONTROL</b> |   |  |
| ULV fogging             |   | Topical repellents, long-sleeved shirts and long trousers, protective clothing & household insecticides                                  |

**SUDA**

# STATE URBAN DEVELOPMENT AGENCY

HEALTH WING

"ILGUS BHAVAN"

H-C BLOCK, SECTOR-III, BIDHANNAGAR, CALCUTTA-700 091  
West Bengal

Ref No. .... SUDA-Health/65(Pt-IX)/16/201(33)

Date ..... 26.12.2016

From : Director, SUDA

To : The Commissioner,  
Asansol / Bidhannagar / Chandernagore /  
Durgapur / Howrah / Siliguri Municipal Corporation

: The Chairman / Chairperson

..... Municipality

Sub. : Request for submission of Utilisation Certificate (UC) relating to fund released for house to house visit for Prevention and Control of Vector Borne Diseases in Urban Area for the year 2016- Reminder -1

Sir / Madam,

I am to refer to this office earlier communication vide no. SUDA-Health/65(Pt-IX)/16/189(40) dt. 15.12.2016 with a request to submit UC by 20.12.2016 for house to house visit for Prevention and Control of Vector Borne Diseases in Urban Area for the year 2016, which is still pending from your end.

Hence, you are requested to submit UC as detailed in the enclosure by 30.12.2016 for onward transmission to Health & Family Welfare Department.

**This may be treated as most urgent.**

Thanking you.

Yours faithfully,

  
Director, SUDA

Dt. .. 26.12.2016

  
Director, SUDA

Enclo. : As stated.

SUDA-Health/65(Pt-IX)/16/201(33)/1(32 )

CC

The Executive Officer, ..... Municipality

e-mail dt. 28.12



| Sl No | Name of Municipality | Opening Balance | Fund Released to ULB by SUDA | UC Submitted by ULB | UC Pending |
|-------|----------------------|-----------------|------------------------------|---------------------|------------|
| 1     | Alipurduar           | -               | 315,000                      | 270,000             | 45,000     |
| 2     | Asansol MC           | -               | 2,724,750                    | 1,167,750           | 1,557,000  |
|       | Kulti                | -               | 1,223,250                    | 524,250             | 699,000    |
|       | Raniganj             | 3,000           | 613,875                      | 264,375             | 352,500    |
| 3     | Balurghat            | -               | 745,500                      | 319,500             | 426,000    |
| 4     | Bankura              | -               | 546,000                      | 468,000             | 78,000     |
| 5     | Baranagar            | 9,750           | 1,489,125                    | 1,284,750           | 214,125    |
| 6     | Basirhat             | -               | 601,125                      | 515,250             | 85,875     |
| 7     | Baruipur             | -               | 299,250                      | 256,500             | 42,750     |
| 8     | Berhampur            | -               | 842,625                      | 722,250             | 120,375    |
| 9     | Bidhannagar MC       | -               | 3,031,000                    | -                   | 3,031,000  |
|       | Rajarhat Gopalpur    | -               | 2,176,125                    | 932,625             | 1,243,500  |
| 10    | Burdwan              | -               | 978,750                      | -                   | 978,750    |
| 11    | Contai               | -               | 362,250                      | 310,500             | 51,750     |
| 12    | Diamond Harbour      | -               | 246,750                      | 211,500             | 35,250     |
| 13    | Durgapur MC          | -               | 3,331,125                    | 2,855,250           | 475,875    |
| 14    | Gayeshpur            | -               | 294,000                      | 251,850             | 42,150     |
| 15    | Haldia               | -               | 1,113,000                    | 477,000             | 636,000    |
| 16    | Howrah MC            | -               | 5,664,750                    | 2,427,750           | 3,237,000  |
|       | Bally                | -               | 1,283,625                    | 550,125             | 733,500    |
| 17    | Jalpaiguri           | -               | 530,250                      | 219,750             | 310,500    |
| 18    | Kalyani              | -               | 511,875                      | 444,750             | 67,125     |
| 19    | Kamarhati            | -               | 1,512,000                    | 1,296,000           | 216,000    |
| 20    | Kharagpur            | -               | 1,270,500                    | 1,089,000           | 181,500    |
| 21    | Khurdah              | -               | 506,625                      | 217,125             | 289,500    |
| 22    | Maheshtala           | -               | 1,667,700                    | 1,423,125           | 244,575    |
| 23    | Nabadwip             | -               | 611,625                      | 524,250             | 87,375     |
| 24    | Nalhati              | -               | 194,250                      | 166,500             | 27,750     |
| 25    | North DumDum         | -               | 1,309,875                    | 563,175             | 746,700    |
| 26    | Panihati             | -               | 1,968,750                    | 1,687,500           | 281,250    |
| 27    | Pujali               | -               | 183,750                      | 157,500             | 26,250     |
| 28    | Rajpur Sonarpur      | -               | 2,060,625                    | 1,769,625           | 291,000    |
| 29    | Ranaghat             | -               | 385,875                      | 330,750             | 55,125     |
| 30    | Serampore            | 1,125           | 846,750                      | 726,750             | 121,125    |
| 31    | Siliguri MC          | -               | 2,215,500                    | -                   | 2,215,500  |
| 32    | Suri                 | -               | 362,250                      | 310,500             | 51,750     |
| 33    | Titagarh             | -               | 322,875                      | 276,750             | 46,125     |



# STATE URBAN DEVELOPMENT AGENCY

HEALTH WING  
"ILGUS BHAVAN"

H-C BLOCK, SECTOR-III, BIDHANNAGAR, CALCUTTA-700 091  
West Bengal

Ref No. SUDA-Health/65(Pt.IX)/16/192

Date 16.12.2016

From : Director, SUDA

To :  The Mission Director, NHM &  
Commissioner (Family Welfare)  
Department of Health & Family Welfare  
Swasthya Bhavan, Salt Lake.

Sub. : Status on UC submission w.r.t. house to house survey in Urban Local Bodies for Prevention & Control of Vector Borne Diseases.

Madam,

I am to refer to the telephonic discussion w.r.t. submission of UC relating to house to house survey in 41 Urban Local Bodies for Prevention & Control of Vector Borne Diseases.

This is to state that UC for an amount of Rs. 2,22,36,750/- for April to June, 2016 and Rs. 2,24,89,200/- for July to September, 2016 had already been submitted to you vide this office memo no. SUDA-Health/65(Pt.III)/13/73 dt. 02.08.2016 and SUDA-Health/65(Pt.III)/13/178 dt. 21.11.2016 (copy enclosed for ready reference). Further UC for an amount of Rs. 46,050/- for July to Sept., 2016 will be submitted to you shortly.

Out of fund of Rs. 75,10,750/- received from you for October, 2016, 73,47,625/- had already been released to the respective ULBs. UC for October, 2016 will be submitted to you on receipt of UC from the ULBs. Action has already been taken to expedite submission of UC by the ULBs.

UC status is enclosed herewith for kind perusal.

Thanking you.

Encl. : As stated.

SUDA-Health/65(Pt.IX)/16/192/1(2)

CC

- 1) The Jt. DHS, Public Health, DHFW
- 2) P.S. to the Secretary, Municipal Affairs Department


Yours faithfully,

  
Director, SUDA

Dt. .. 16.12.2016

  
Director, SUDA

Tel/Fax No.: 359-3184

  
22.12.16

O.I. No. SS(P).....  
HSDI/NRHM  
H & F.W. Department

**STATE URBAN DEVELOPMENT AGENCY****HEALTH WING****"ILGUS BHAVAN"****H-C BLOCK, SECTOR-III, BIDHANNAGAR, CALCUTTA-700 091****West Bengal**Ref No. .... **SUDA-Health/65(Pt.IX)/16/192**Date ..... **16.12.2016****From : Director, SUDA****To : The Mission Director, NHM &  
Commissioner (Family Welfare)  
Department of Health & Family Welfare  
Swasthya Bhavan, Salt Lake.****Sub. : Status on UC submission w.r.t. house to house survey in Urban Local  
Bodies for Prevention & Control of Vector Borne Diseases.****Madam,**

I am to refer to the telephonic discussion w.r.t. submission of UC relating to house to house survey in 41 Urban Local Bodies for Prevention & Control of Vector Borne Diseases.

This is to state that UC for an amount of Rs. 2,22,36,750/- for April to June, 2016 and Rs. 2,24,89,200/- for July to September, 2016 had already been submitted to you vide this office memo no. SUDA-Health/65(Pt.III)/13/73 dt. 02.08.2016 and SUDA-Health/65(Pt.III)/13/178 dt. 21.11.2016 (copy enclosed for ready reference). Further UC for an amount of Rs. 46,050/- for July to Sept., 2016 will be submitted to you shortly.

Out of fund of Rs. 75,10,750/- received from you for October, 2016, 73,47,625/- had already been released to the respective ULBs. UC for October, 2016 will be submitted to you on receipt of UC from the ULBs. Action has already been taken to expedite submission of UC by the ULBs.

UC status is enclosed herewith for kind perusal.

Thanking you.

Yours faithfully,

**Encl. : As stated.**

*[Signature]*  
**Director, SUDA**

**SUDA-Health/65(Pt.IX)/16/192/1(2)**

**Dt. .. 16.12.2016**

CC

- 1) The Jt. DHS, Public Health, DHFW
- 2) P.S. to the Secretary, Municipal Affairs Department

*[Signature]*  
**Director, SUDA**





ok

# STATE URBAN DEVELOPMENT AGENCY

HEALTH WING  
"ILGUS BHAVAN"

H-C BLOCK, SECTOR-III, BIDHANNAGAR, CALCUTTA-700 091  
West Bengal

Ref No. .... SUDA-Health/65(Pt.III)/13/178

Date ..... 21.11.2016

From : Director, SUDA

To : The Deputy Secretary  
Department of Health & Family Welfare  
Swasthya Bhawan.

Sub. : Submission of UC of the fund released for the month of July to  
September, 2016 relating to House to House visit for Dengue Prevention &  
Control Activities.

Sir,

Enclosed kindly find herewith Utilisation Certificate in prescribed format for the period July to  
September, 2016 at enclosure - I relating to House to House visit for Dengue prevention & control  
activities.

Thanking you.

Yours faithfully,

Encl. : As stated.

  
Director, SUDA

SUDA-Health/65(Pt.III)/13/178/1(3)

Dt. .. 21.11.2016

CC,

1. The Jt. Director of Health Services (PH&CD), DHFW
2. The DDHS (Malaria), DHFW
3. P.S. to the Secretary, Department of Municipal Affairs

  
Director, SUDA



22/11/16

Utilisation Certificate in respect of Grant-in-Aid

1. Name of the Grantee Institution (S) : State Urban Development Agency
2. Sanctioning Authority : Dy. Secretary, PHP Branch, Department of Health & Family Welfare
3. Sanction Order Number & Date : 736(Sanction)/HF/P/P&B/PHP/2M-05/2012 dt. 12.08.16
4. Amount Sanctioned : Rs. 1,56,08,386/-
5. Drawing & Disbursing Officer : Director, State Urban Development Agency (SUDA)
6. Treasury / PAO : P & Accounts Office - III
7. Bill No. & Date : SUDA-22/2016-17 dt. 17.08.2016,  
SUDA-23/2016-17 dt. 17.08.2016
8. T.V. No. & Date : 17881 dt. 18.08.2016,  
17884 dt. 18.08.2016
9. Amount drawn : Rs. 29,24,261/-,  
Rs. 1,26,84,125/-
10. Unspent balance of previous year (end of June, 2016), if any : Rs. 81,72,089/-
11. Amount utilized : Rs. 2,24,89,200/-
12. Unspent balance, if any, in current year : Rs. 12,91,275/-
13. Purpose of utilization : House to House Visit relating to Prevention and control of Dengue / Chikunguniya.

CERTIFICATE

Certified that I have satisfied myself that the conditions on which the Grants-in Aid was sanctioned have been duly fulfilled and that I have exercised the following checks to see that the money was actually utilized for the purpose for which it was sanctioned.

The unspent fund will be adjusted against the grant-in-aid to be sanctioned and paid in the Current Financial Year.


Kinds of checks exercised:

1. U.C. submitted by ULBs.
2. Books of Accounts
3. Original Bill, Receipts and Vouchers
4. Bank Statement
5. Physical Progress

  
Signature of Sanctioning Authority

Date :

Director  
State Urban Development Agency

  
DIPANKAR CHOWDHURY  
Finance Officer  
SUDA

*0/c*

# STATE URBAN DEVELOPMENT AGENCY

**HEALTH WING  
"ILGUS BHAVAN"**

H-C BLOCK, SECTOR-III, BIDHANNAGAR, CALCUTTA-700 091  
West Bengal

Ref No. ...SUDA-Health/65(PL.III)/13/73

Date ..... 04.06.2016

From : Addl. Director &  
Financial Advisor, SUDA

To : The Deputy Secretary  
Department of Health & Family Welfare  
Swasthya Bhawan.

Copy Recd  
Health Wing  
3/9/16  
Govt of West Bengal  
Swasthya Bhawan

Sub. : Submission of UC of the fund released for the month of April to June, 2016 relating to House to House visit for Dengue Prevention & Control Activities.

Sir,

Enclosed kindly find herewith Utilisation Certificate in prescribed format for the period April to June, 2016 at enclosure I relating to House to House visit for Dengue prevention & control activities.

Thanking you.

Yours faithfully,

Encls. : As stated.

*[Signature]*  
Addl. Director &  
Financial Advisor, SUDA

SUDA-Health/65(PL.III)/13/73/1(3)

CC

- 1. The D. Director of Health Services (PLI&CD), DHEW
- 2. The D. (Malaria), DHEW
- 3. P.S. to the Secretary, Department of Municipal Affairs

**RECEIVED**  
Director of Health Services  
West Bengal  
Kolkata-700091  
Swasthya Bhawan, 3rd Floor



1. Name of the Grantee Institution (S) : State Urban Development Agency
2. Sanctioning Authority : Dy. Secretary, PIIP Branch, Department of Health & Family Welfare
3. Sanction Order Number & Date : 1752(Sanction)/H/F/P/P&B/PIIP/2M-05/2012 dt. 16.03.16
4. Amount Sanctioned : Rs. 2,94,56,114/-
5. Drawing & Disbursing Officer : Director, State Urban Development Agency (SUDA)
6. Treasury / PAO : P & Accounts Office - III
7. Bill No. & Date : SUDA-121/2015-16 dt. 17.03.2016, SUDA-122/2015-16 dt. 17.03.2016, SUDA-123/2015-16 dt. 17.03.2016, SUDA-124/2015-16 dt. 17.03.2016, SUDA-125/2015-16 dt. 17.03.2016, SUDA-126/2015-16 dt. 17.03.2016
8. T.V. No. & Date : 2210168 dt. 19.03.2016, 2210167 dt. 19.03.2016, 2210166 dt. 19.03.2016, 2210165 dt. 19.03.2016, 2210164 dt. 19.03.2016, 2210163 dt. 19.03.2016
9. Amount drawn : Rs. 32,96,435/-, Rs. 8,80,000/-, Rs. 35,262/-, Rs. 2,18,817/-, Rs. 1,50,25,600/-, Rs. 1,00,00,000/-
10. Unspent balance of previous year (end of June, 2016), if any : Rs. 9,52,725/-
11. Amount utilized : Rs. 2,22,36,750/-
12. Unspent balance, if any, in current year : Rs. 81,72,089/-
13. Purpose of utilization : House to House Visit relating to Prevention and control of Dengue / Chikungunya.

**CERTIFICATE**

Certified that I have satisfied myself that the conditions on which the Grants-in Aid was sanctioned have been duly fulfilled and that I have exercised the following checks to see that the money was actually utilized for the purpose for which it was sanctioned.

The unspent fund will be adjusted against the grant-in-aid to be sanctioned and paid in the Current Financial Year.

Kinds of checks exercised:

1. U.C. submitted by ULBs.
2. Books of Accounts
3. Original Bill, Receipts and Vouchers
4. Bank Statement
5. Physical Progress

*Dipankar Chowdhury*  
DIPANKAR CHOWDHURY  
Finance Officer  
SUDA - Health

Signature of Sanctioning Authority  
Date :

*ok*

**UC Status on Fund received from Health & Family Welfare Department  
w.r.t. house to house survey for Prevention & Control of Dengue / Chikungunya for the FY 2016-17**

| Opening Balance | Fund received                                       |               | Available Fund | Fund released by SUDA to ULBs | UC received by SUDA from ULB (for April to June, 16)<br>2,22,36,750/-<br>(for July to Sept., 16) | UC sent by SUDA to DHFW (for April to June, 16)<br>2,22,36,750/-<br>(for July to Sept., 16) | Balance with SUDA |
|-----------------|---|---------------|----------------|-------------------------------|--|---|-------------------|
|                 | Order No. & Date                                    | Amount        |                |                               |  |   |                   |
| 9,52,725/-      | 1752(Sanction)/HF/P/P&B/PHP/2M-05/2012 dt. 16.03.16 | 2,94,56,114/- | 3,04,08,839/-  | 2,22,36,750/-                 | 2,22,36,750/-  | 2,22,36,750/-   | 81,72,089/-       |
| 81,72,089/-     | 736(Sanction)/HF/P/P&B/PHP/2M-05/2012 dt. 12.08.16  | 1,56,08,386/- | 2,37,80,475/-  | 2,24,89,200/-                 | 2,25,35,250/-  | 2,24,89,200/-   | 1,19,275/-        |

\* Out of Rs. 12,91,275/-, Rs. 40,050/- & Rs. 6,000/- are to be released to Maheshtala and Kalyani Municipality respectively as they have already submitted UC for the same amount. Hence, after release of fund, the balance will be Rs. 12,45,225/- after disbursement. Further UC to be submitted to DHFW for an amount of Rs. 46,050/-.

| Opening Balance | Fund received                         |             | Available Fund | Fund released by SUDA to ULBs | UC received by SUDA from ULB | UC sent by SUDA to DHFW | Balance with SUDA |
|-----------------|---------------------------------------|-------------|----------------|-------------------------------|------------------------------|-------------------------|-------------------|
|                 | Order No. & Date                      | Amount      |                |                               |                              |                         |                   |
| 0.00            | HFW/NUHM-682/2015/2985 dt. 22.09.2016 | 75,10,750/- | 75,10,750/-    | 73,47,625/-                   | 0.00                         | 0.00                    | 1,63,125/-        |

UC may be submitted to DHFW on receipt of UC from the ULBs. Letter has been issued to the respective ULBs for submission of the same.

**House to house visit for Prevention & Control of Dengue / Chikunguniya**  
**Status on Fund Released to ULBs vis-à-vis UC submitted by ULBs vis-à-vis UC submitted to DHFW**  
**For the month of October, 2016**

| Sl No              | Name of Municipality | Fund released for the month of October, 2016 | UC received by SUDA from ULB | UC sent by SUDA to DHFW | Balance with ULB |
|--------------------|----------------------|--|------------------------------|-------------------------|------------------|
| 1                  | Alipurduar           | 45,000                                       | -                            | -                       | 45,000           |
| 2                  | Asansol MC           | 652,125                                      | -                            | -                       | 652,125          |
| 3                  | Balurghat            | 106,500                                      | -                            | -                       | 106,500          |
| 4                  | Bankura              | 78,000                                       | -                            | -                       | 78,000           |
| 5                  | Baranagar            | 214,125                                      | -                            | -                       | 214,125          |
| 6                  | Barasat              | 199,500                                      | -                            | -                       | 199,500          |
| 7                  | Basirhat             | 85,875                                       | -                            | -                       | 85,875           |
| 8                  | Baruipur             | 42,750                                       | -                            | -                       | 42,750           |
| 9                  | Berhampur            | 120,375                                      | -                            | -                       | 120,375          |
| 10                 | Bhadreswar           | 75,750                                       | -                            | -                       | 75,750           |
| 11                 | Bidhannagar MC       | 743,875                                      | -                            | -                       | 743,875          |
| 12                 | Burdwan              | -  | -                            | -                       | -                |
| 13                 | Chandannagar MC      | 114,750                                      | -                            | -                       | 114,750          |
| 14                 | Contai               | 51,750                                       | -                            | -                       | 51,750           |
| 15                 | Diamond Harbour      | 35,250                                       | -                            | -                       | 35,250           |
| 16                 | Dum Dum              | 99,750                                       | -                            | -                       | 99,750           |
| 17                 | Durgapur MC          | 475,875                                      | -                            | -                       | 475,875          |
| 18                 | Englishbazar         | 120,375                                      | -                            | -                       | 120,375          |
| 19                 | Gayeshpur            | 42,000                                       | -                            | -                       | 42,000           |
| 20                 | Haldia               | 159,000                                      | -                            | -                       | 159,000          |
| 21                 | Hooghly Chinsurah    | 100,500                                      | -                            | -                       | 100,500          |
| 22                 | Howrah MC            | 992,625                                      | -                            | -                       | 992,625          |
| 23                 | Jalpaiguri           | 75,750                                       | -                            | -                       | 75,750           |
| 24                 | Kalyani              | 73,125                                       | -                            | -                       | 73,125           |
| 25                 | Kamarhati            | 216,000                                      | -                            | -                       | 216,000          |
| 26                 | Kharagpur            | 181,500                                      | -                            | -                       | 181,500          |
| 27                 | Khurdah              | 72,375                                       | -                            | -                       | 72,375           |
| 28                 | Maheshtala           | 284,625                                      | -                            | -                       | 284,625          |
| 29                 | Nabadwip             | 87,375                                       | -                            | -                       | 87,375           |
| 30                 | Nalhati              | 27,750                                       | -                            | -                       | 27,750           |
| 31                 | North DumDum         | 187,125                                      | -                            | -                       | 187,125          |
| 32                 | Panihati             | 281,250                                      | -                            | -                       | 281,250          |
| 33                 | Pujali               | 26,250                                       | -                            | -                       | 26,250           |
| 34                 | Rajpur Sonarpur      | 294,375                                      | -                            | -                       | 294,375          |
| 35                 | Ranaghat             | 55,125                                       | -                            | -                       | 55,125           |
| 36                 | Serampore            | 121,125                                      | -                            | -                       | 121,125          |
| 37                 | Siliguri MC          | 316,500                                      | -                            | -                       | 316,500          |
| 38                 | South DumDum         | 287,250                                      | -                            | -                       | 287,250          |
| 39                 | Suri                 | 51,750                                       | -                            | -                       | 51,750           |
| 40                 | Titagarh             | 46,125                                       | -                            | -                       | 46,125           |
| 41                 | Uttarpara Kotrung    | 106,500                                      | 106,500                      | -                       | -                |
| <b>TOTAL =&gt;</b> |                      | <b>7,347,625</b>                             | <b>106,500</b>               | -                       | <b>7,241,125</b> |



**House to house visit for Prevention & Control of Dengue / Chikunguniya**  
**Status on Fund Released to ULBs vis-à-vis UC submitted by ULBs vis-à-vis UC submitted to DHFW**  
**For the month of July to September, 2016**

| Sl No              | Name of Municipality | Fund released for the month of July to September 2016 | UC received by SUDA from ULB | UC sent by SUDA to DHFW | Balance with ULB |
|--------------------|----------------------|---|------------------------------|-------------------------|------------------|
| 1                  | Alipurduar           | 135,000   | 135,000                      | 135000                  | -                |
| 2                  | Asansol MC           | 1,953,375   | 1,953,375                    | 1953375                 | -                |
| 3                  | Balurghat            | 319,500   | 319,500                      | 319500                  | -                |
| 4                  | Bankura              | 234,000   | 234,000                      | 234000                  | -                |
| 5                  | Baranagar            | 642,375   | 642,375                      | 642375                  | -                |
| 6                  | Barasat              | 598,500   | 598,500                      | 598500                  | -                |
| 7                  | Basirhat             | 257,625   | 257,625                      | 257625                  | -                |
| 8                  | Baruipur             | 128,250   | 128,250                      | 128250                  | -                |
| 9                  | Berhampur            | 361,125   | 361,125                      | 361125                  | -                |
| 10                 | Bhadreswar           | 227,250   | 227,250                      | 227250                  | -                |
| 11                 | Bidhannagar MC       | 2,231,625   | 2,231,625                    | 2231625                 | -                |
| 12                 | Burdwan              | 489,375   | 489,375                      | 489375                  | -                |
| 13                 | Chandannagar MC      | 344,250   | 344,250                      | 344250                  | -                |
| 14                 | Contai               | 155,250   | 155,250                      | 155250                  | -                |
| 15                 | Diamond Harbour      | 105,750   | 105,750                      | 105750                  | -                |
| 16                 | Dum Dum              | 299,250   | 299,250                      | 299250                  | -                |
| 17                 | Durgapur MC          | 1,427,625   | 1,427,625                    | 1427625                 | -                |
| 18                 | Englishbazar         | 361,125   | 361,125                      | 361125                  | -                |
| 19                 | Gayeshpur            | 126,000   | 126,000                      | 126000                  | -                |
| 20                 | Haldia               | 477,000   | 477,000                      | 477000                  | -                |
| 21                 | Hooghly Chinsurah    | 301,500   | 301,500                      | 301500                  | -                |
| 22                 | Howrah MC            | 2,977,875   | 2,977,875                    | 2977875                 | -                |
| 23                 | Jalpaiguri           | 227,250   | 227,250                      | 227250                  | -                |
| 24                 | Kalyani              | 219,375   | 225,375                      | 219375                  | (6,000)          |
| 25                 | Kamarhati            | 648,000   | 648,000                      | 648000                  | -                |
| 26                 | Kharagpur            | 544,500   | 544,500                      | 544500                  | -                |
| 27                 | Khurdah              | 217,125   | 217,125                      | 217125                  | -                |
| 28                 | Maheshtala           | 813,825   | 853,875                      | 813825                  | (40,050)         |
| 29                 | Nabadwip             | 262,125   | 262,125                      | 262125                  | -                |
| 30                 | Nalhati              | 83,250  | 83,250                       | 83250                   | -                |
| 31                 | North DumDum         | 561,375   | 561,375                      | 561375                  | -                |
| 32                 | Panihati             | 843,750   | 843,750                      | 843750                  | -                |
| 33                 | Pujali               | 78,750  | 78,750                       | 78750                   | -                |
| 34                 | Rajpur Sonarpur      | 883,125   | 883,125                      | 883125                  | -                |
| 35                 | Ranaghat             | 165,375   | 165,375                      | 165375                  | -                |
| 36                 | Serampore            | 363,375   | 363,375                      | 363375                  | -                |
| 37                 | Siliguri MC          | 949,500   | 949,500                      | 949500                  | -                |
| 38                 | South DumDum         | 861,750   | 861,750                      | 861750                  | -                |
| 39                 | Suri                 | 155,250   | 155,250                      | 155250                  | -                |
| 40                 | Titagarh             | 138,375   | 138,375                      | 138375                  | -                |
| 41                 | Uttarpara Kotrung    | 319,500   | 319,500                      | 319500                  | -                |
| <b>TOTAL =&gt;</b> |                      | <b>22,489,200</b>                                     | <b>22,535,250</b>            | <b>22,489,200</b>       | <b>(46,050)</b>  |

**House to house visit for Prevention & Control of Dengue / Chikunguniya**  
**Status on Fund Released to ULBs vis-à-vis UC submitted by ULBs vis-à-vis UC submitted to DHFW**  
**For the month of April to June, 2016**

| Sl No              | Name of Municipality | Fund released for the month of April to June 2016 | UC received by SUDA from ULB | UC sent by SUDA to DHFW | Balance with ULB |
|--------------------|----------------------|---|------------------------------|-------------------------|------------------|
| 1                  | Alipurduar           | 135,000   | 135,000                      | 135000                  | -                |
| 2                  | Asansol MC           | 1,956,375   | 1,956,375                    | 1956375                 | -                |
| 3                  | Balurghat            | 319,500   | 319,500                      | 319500                  | -                |
| 4                  | Bankura              | 234,000   | 234,000                      | 234000                  | -                |
| 5                  | Baranagar            | 632,625   | 632,625                      | 632625                  | -                |
| 6                  | Barasat              | 598,500   | 598,500                      | 598500                  | -                |
| 7                  | Basirhat             | 257,625   | 257,625                      | 257625                  | -                |
| 8                  | Baruipur             | 128,250   | 128,250                      | 128250                  | -                |
| 9                  | Berhampur            | 361,125   | 361,125                      | 361125                  | -                |
| 10                 | Bhadreswar           | 227,250   | 227,250                      | 227250                  | -                |
| 11                 | Bidhannagar MC       | 2,231,625   | 2,231,625                    | 2231625                 | -                |
| 12                 | Burdwan              | 489,375   | 489,375                      | 489375                  | -                |
| 13                 | Chandannagar MC      | 344,250   | 344,250                      | 344250                  | -                |
| 14                 | Contai               | 155,250   | 155,250                      | 155250                  | -                |
| 15                 | Diamond Harbour      | 105,750   | 105,750                      | 105750                  | -                |
| 16                 | Dum Dum              | 299,250   | 299,250                      | 299250                  | -                |
| 17                 | Durgapur MC          | 1,427,625   | 1,427,625                    | 1427625                 | -                |
| 18                 | Englishbazar         | 361,125   | 361,125                      | 361125                  | -                |
| 19                 | Gayeshpur            | 126,000   | 126,000                      | 126000                  | -                |
| 20                 | Haldia               | 477,000   | 477,000                      | 477000                  | -                |
| 21                 | Hooghly Chinsurah    | 301,500   | 301,500                      | 301500                  | -                |
| 22                 | Howrah MC            | 2,977,875   | 2,977,875                    | 2977875                 | -                |
| 23                 | Jalpaiguri           | 227,250   | 227,250                      | 227250                  | -                |
| 24                 | Kalyani              | 219,375   | 219,375                      | 219375                  | -                |
| 25                 | Kamarhati            | 648,000   | 648,000                      | 648000                  | -                |
| 26                 | Kharagpur            | 544,500   | 544,500                      | 544500                  | -                |
| 27                 | Khardah              | 217,125   | 217,125                      | 217125                  | -                |
| 28                 | Maheshtala           | 569,250   | 569,250                      | 569250                  | -                |
| 29                 | Nabadwip             | 262,125   | 262,125                      | 262125                  | -                |
| 30                 | Nalhati              | 83,250  | 83,250                       | 83250                   | -                |
| 31                 | North DumDum         | 561,375   | 561,375                      | 561375                  | -                |
| 32                 | Panihati             | 843,750   | 843,750                      | 843750                  | -                |
| 33                 | Pujali               | 78,750  | 78,750                       | 78750                   | -                |
| 34                 | Rajpur Sonarpur      | 883,125   | 883,125                      | 883125                  | -                |
| 35                 | Ranaghat             | 165,375   | 165,375                      | 165375                  | -                |
| 36                 | Serampore            | 362,250   | 362,250                      | 362250                  | -                |
| 37                 | Siliguri MC          | 949,500   | 949,500                      | 949500                  | -                |
| 38                 | South DumDum         | 861,750   | 861,750                      | 861750                  | -                |
| 39                 | Suri                 | 155,250   | 155,250                      | 155250                  | -                |
| 40                 | Titagarh             | 138,375   | 138,375                      | 138375                  | -                |
| 41                 | Uttarpara Kotrung    | 319,500   | 319,500                      | 319500                  | -                |
| <b>TOTAL =&gt;</b> |                      | <b>22,236,750</b>                                 | <b>22,236,750</b>            | <b>22,236,750</b>       | <b>-</b>         |